




THIS IS EXTRA-SENSORY STIMULATION.

CARS WITH SOUL AND POWER TO MAKE YOU FEEL ALIVE,
ELECTRIFIED AND INSPIRED. A RANGE OF DRIVER-FOCUSED,
PERFORMANCE MACHINES FOR THE ROAD, BORN ON THE TRACK.



The VXRacing team have dominated the British Touring Car Championship, winning more Manufacturers' titles than any other team. VXR takes this racing experience, knowledge and passion and crystallises it into a range of performance road cars.



For a copy of this brochure in large print, Braille or on audio tape, please call 0845 600 1500. We can also be contacted using our textphone service on 18001 08456 785 785.

Every effort has been made to ensure that the contents of this publication were accurate and up-to-date at the time of going to press (August 2006).

Vauxhall vehicles are equipped with components manufactured by various General Motors operating units and outside suppliers. The Company reserves the right to alter specifications and withdraw products from sale without notice.

Any such alterations will be notified to Vauxhall retailers at the earliest opportunity; please consult your local retailer for the latest information.

The specifications detailed within this brochure are not necessarily applicable to alternative models such as Special Editions. Details of any such models will be contained in specific literature or found on the Vauxhall website.

The colours reproduced in this brochure may vary slightly from the actual paint colour or trim material due to the limitations of the printing process.

Please note that Vauxhall retailers are not the agents of Vauxhall Motors Limited and are not authorised to bind the Company by any specific or implied undertaking or representation.

It is advisable to ensure that your motor insurance policy provides adequate cover for additional fitted options and accessories.

As part of Vauxhall's policy of environmental care, this brochure is printed on paper manufactured using Elemental Chlorine Free pulps from specially farmed, sustainable timber resources.

All rights reserved. No part of this publication may be reproduced in any form or by any means, without the prior written permission of Vauxhall Motors Limited.

Published August 2006 (BMB)

Vauxhall Motors Limited, Luton LU1 3YT
www.vauxhall.co.uk

VM0606436



New Vectra New Signum



Fresher, sharper and altogether more purposeful, New Vectra and New Signum share a new-found confidence and attitude. Dramatic new lines, significantly improved driving dynamics and enhanced interior quality all combine to set new standards of comfort and control. Hatchback, estate or saloon, New Vectra is now more rewarding to drive in every sense. Equally engaging on the road, New Signum presents an exciting blend of space, flexibility and style that's like no other executive hatch.

New Vectra and New Signum. Isn't it time *you* took control?

"Outstanding refinement; comfortable and enjoyable drive; flexible, clean and frugal engine; classy cabin."

What Car? – December 2005



. From time to time, we also offer alternative New Vectra and New Signum models such as Special Editions which are featured in separate literature or can be found on the Vauxhall website: www.vauxhall.co.uk

Bold, contemporary style

New Vectra and New Signum. An imposing, all-new style from the windscreen forward – bringing each range into line with the Vauxhall family look – gives both cars an instantly recognisable and dramatic new identity. Further detail enhancements include fresh new wheel designs, re-profiled rear bumpers on selected models and a new and contemporary range of exterior colours.

A new driving experience

Not only have Vauxhall's engineers managed to enhance the cars' refinement, the suspension has also been significantly re-engineered to suit UK roads, completely transforming the driving dynamics. The great new engine line-up includes a powerful 140PS 1.8i 16v VVT petrol unit alongside three state-of-the-art common rail turbo diesels.

Refinement redefined

The smooth and relaxed driving experience is also very much reflected inside the cars, where new style, new design cues and new textures combine to create an even greater feeling of integrity. Matched with inherent spaciousness, the result is a travelling environment that brings premium-style levels of comfort and refinement to both the driver and passengers.



Discover the secret of effortless composure

"The Vectra has always been a refined car, but now there's an added pizzazz to its repertoire."

Fleet News – 1 September 2005





New Vectra: a new definition of refinement

"The Vectra can now be hustled along a twisty road with total confidence and, yet, even put a smile on your face."

What Car? - November 2005



New Vectra's bold and uncompromising lines make a strong statement about the car: significant changes beneath the skin ensure this style is matched with whole new levels of refinement.

What do we mean by refinement? Smooth, sustainable performance.

The ability to conduct a civilised conversation at motorway speeds. The feeling of being in control.

Above all, the car is altogether more rewarding to drive, with improved roadholding allied to the highest levels of comfort.

In addition, New Vectra's chassis is now entirely in tune with UK roads, with revised spring and damper settings and accurately weighted steering that provides greater feedback to the driver. There's better body control too, particularly on poorer surfaces.



With a longer wheelbase that frees up more interior space than even the roomy New Vectra hatchback, New Signum totally redefines the concept of the executive hatch. More refined and altogether more comfortable, the latest models combine premium saloon quality with the versatility of an estate and the flexibility of an MPV.

Introduce the same sharp new look that distinguishes New Vectra – plus a host of additional design cues including a unique front grille, additional chrome detailing to the front bumper and a similar treatment to the fog light surrounds – and the overall effect is striking.

Inside, New Signum's innovative FlexSpace® concept sets a whole new standard in rear seat passenger comfort. While a state-of-the-art satellite navigation system – fitted as standard on every New Signum model – keeps the driver feeling every bit as relaxed as those sitting behind.

New Signum: a redefinition of executive hatch

"... motorway journeys were impressively quiet, with road and wind noise kept to a minimum. The long sixth gear also ensures that the Signum feels relaxed at 70mph."

Auto Express – 19 October 2005





Relax in fully embracing comfort

"Settle into the tremendous bucket seats (long a Vauxhall strength), start the 2.2-litre petrol engine we chose first and drive away – and immediately things feel good."

MSN Cars UK

No-one gets ahead in life by standing still, so detail enhancements throughout the passenger compartment ensure New Vectra and New Signum's comfort levels and ambience continue to raise the game. The new seat fabrics are now more stylish and more tactile – adding to the overall feeling of composure. While, on some models, new inset mouldings in the front door panels and fascia create a strong impression of harmony – and complement the new fascia design.

▮ Vectra Elite estate model illustrated ▮ Adjustable front seat centre armrest



Get behind the wheel of New Vectra and New Signum and you'll immediately be aware of the increased levels of quality, comfort and control. The cars' facias have been comprehensively redesigned, with smoother lines and a more upmarket, soft-touch finish. Stylish new instrument graphics add to the overall effect, while the smaller, adjustable steering wheel not only looks more attractive but also adds to the sporty feel on the road. These are cars for people who enjoy spending time at the wheel.



Enjoy the feeling of being in control

"Now beats the rest for refinement, ride comfort, handling and interior quality..."

What Car? - November 2005



Multi-function control pad

Located on the driver's door armrest, this brings together the switches for the electric windows, central door locking and door mirrors in one convenient location.

Adjustable steering column

A steering wheel adjustable for reach and rake, backed by a high level of seating adjustment on all models, makes it easy for drivers of all shapes and sizes to achieve the ideal driving position.

Multi-adjustable seats

All models feature eight-way adjustment of the driver's seat (reach, rake, height and tilt) plus lumbar adjustment; eight-way adjustment extends to the front passenger's seat on Design and Elite models.

Multi-function display

The centrally positioned, five-inch monochromatic screen displays the time, outside temperature, date and audio information, plus an ice warning.

Steering wheel mounted controls

For added safety on the move, major audio and communications functions can be operated via a series of controls located directly on the steering wheel. The controls themselves are now smarter and easier to use.

Touch activated direction indicators

The indicators are engaged electronically, remaining in the 'neutral' position even after the signals are activated. They switch off, silently, once the steering wheel is back in the straight-ahead position. A three-flash lane change facility can be activated by nudging the lever gently in the direction required.

Trip computer

Standard on many models it tells you everything you need to know about average fuel consumption, estimated range... and a lot more besides! Check control facility monitors oil and coolant levels and other safety-related items.

At a glance...

- :: Multi-function control pad [n](#)
- :: Adjustable steering column [n](#)
- :: Eight-way adjustable driver's seat
- :: Multi-function display
- :: Steering wheel mounted controls
- :: Touch activated direction indicators
- :: Trip computer

Other features include...

- :: Leather seat trim with heated front seats
- :: Sports front seats
- :: Foldable door mirrors [n](#)

For availability details of these features - please refer to the Specification insert.



Sensing features

Headlights that switch on automatically when it gets dark. Wipers that swing into action the moment they sense rain on the windscreen. A rear-view mirror that 'dips' when it detects glare from the car behind. All of these features are standard on Design and Elite models.

Electrically operated slide/tilt glass sunroof

A lighter cabin, extra fresh air when you need it – plus a pre-set function that lets you dial in your preferred setting.

Satellite navigation

Uses the international network of GPS (Global Positioning System) satellites linked to a CD-ROM based mapping system to guide you to wherever you want to go, anywhere in mainland Britain. A Traffic Message Channel (TMC) function can supply an alternative route when traffic conditions demand, using information received via a dedicated radio frequency. You can even plan your route to avoid motorways! The technology is standard on Vectra Elite and right across New Signum line-up; New Vectra SRi customers can opt for a satellite navigation-equipped model, the SRi Nav, at an attractive price.

DAB/MP3/Bluetooth® phone technology

New Vectra and New Signum's hi-tech audio systems put you in full control of the listening environment with features including DAB digital radio and an advanced MP3-compatible stereo radio/CD player. The cars' mobile phone technology* has been considerably enhanced too; now fully integrated into the audio and communication system, it is easier to use with both voice activation and the latest Bluetooth® wireless connectivity.

*SIM card required.

Air-conditioning

Air-conditioning means plenty of chilled air on hot days and quicker demisting on damp days – plus a safer, fresher travelling environment all year round!

Electronic Climate Control (ECC)

Lets you choose a different temperature from your fellow front passenger – and can even compensate for the effects of sunlight falling on one side of the car. New Vectra Design models fitted with the latest Automatic Air Conditioning (AAC) system offer many of the benefits of ECC – including maintenance of a constant temperature and a built-in sunlight sensor – but

with air distribution (windscreen, footwell etc) controlled manually and no central display.

Front and rear parking distance sensors

This optional system helps safeguard your car – and pedestrians. Sensors provide an audible warning when an object is sensed in front of – or behind – the vehicle.

At a glance...

- ⌘ Rain-sensitive windscreen wipers
- ⌘ Electro-chromatic anti-dazzle mirror
- ⌘ Automatic lighting control
- ⌘ Electrically operated slide/tilt glass sunroof
- ⌘ Satellite navigation
- ⌘ DAB/MP3/Bluetooth® phone technology
- ⌘ Air-conditioning
- ⌘ Electronic climate control
- ⌘ Front and rear parking distance sensors

Other features include...

- ⌘ Cruise control
- ⌘ Dark-tinted Solar Protect® glass
- ⌘ Indirect night lighting

For availability details of these features – please refer to the Specification insert.

Appreciate the high levels of equipment

"Better in all key areas; looks, driving and costs."

Fleet Week – 31 August 2005

Whether you're attracted by New Vectra's wide choice of body styles or simply admire New Signum's premium executive hatch credentials, both cars are never anything less than the complete package. Here's just a taster of the key features available on most models. You can find out more in the Specification insert.





1



2



3



4

New Vectra: explore the benefits of flexible space

"... headroom is generous, and there's no arguing with the 500-litre boot."

Auto Express – 7 October 2005

All New Vectra models are designed very much with everyday practicalities in mind. With maximum load areas ranging from 1050 litres for the saloon and hatchback to 1850 litres for the ultra-capacious estate, no model in this line-up has problems swallowing a large load. Estate models introduce the added versatility of the ingenious FlexOrganiser® system.

Generous luggage area

Hatchback and saloon offer up to 1050 litres of luggage space; the estate is even more impressive with a class-leading 1850 litres. The estate also provides a little over two metres of load floor length – a massive figure by any standards.

Split-folding rear seat back

All New Vectra models feature a 60/40 split-folding rear seat back with folding centre armrest and load-through facility (ideal for longer items of luggage). Both parts of the seat can be folded down in one movement, without removing the head restraints.

Load-restraining net

Handily concealed in its own spring-loaded cartridge when not in use, the estate's vertical load-restraining net can be fixed either behind the rear seat or directly behind the front seats when the rear seat is folded down. This helps prevent luggage from being thrown forward into the passenger area during transit.

Power tailgate

The estate tailgate can be opened and closed automatically using either the remote control key fob or a button located on the inner tailgate and may be stopped in any position. An obstruction-sensing safety mechanism helps prevent accidents when closing the tailgate.

Underfloor storage

New Vectra Estate utilises every spare inch of space, with an underfloor storage area that's perfect for carrying items out of sight and away from the luggage area.

FlexOrganiser®

Creates easy, secure and clearly defined storage compartments within the New Vectra Estate luggage area, using rails built into the side panels and a flexible arrangement of nets and dividers. Two systems are available: the Divider pack (vertical divider mesh with rods and two side rail hooks); and the Organiser pack (3D storage net, side net pocket and four side rail hooks).

Integrated roof rails

Full-length, slimline roof rails accentuate the New Vectra estate model's extended roofline as well as providing a practical mounting point for roof carrier systems.

At a glance...

- :: Underfloor storage* n
- :: Load-through facility n
- :: Load-restraining net* n
- :: 60/40 split-folding rear seat back n
- :: Integrated roof rails*
- :: FlexOrganiser®*
- :: Power tailgate*
- :: 500-litre** hatchback and saloon load area – rear seat up
- :: 1050-litre† hatchback and saloon load area – rear seat down
- :: 1850-litre† estate load area – rear seat down n

* Available on estate models only.
 ** Under luggage cover.
 † Up to roof.

For availability details of these features – please refer to the Specification insert.



5



New Signum: adjust your space to suit your mood

"The car is at its best in the rear. Two sumptuous individual chairs provide a limousine feel with exceptional legroom, and are easily folded to create a huge load area."

Auto Express – 5 October 2005

Thanks to its innate roominess and the innovative FlexSpace® rear seating concept, New Signum can be transformed in seconds from a plush executive express featuring two fully contoured rear seats with an additional centre rear seat – ideal for that occasional fifth passenger – into a capacious and refreshingly versatile travelling environment, perfectly equipped to accommodate the differing demands of work, family and friends.

Extended wheelbase

New Signum's extended wheelbase – relative to New Vectra hatchback and saloon models – helps create a more roomy passenger environment, particularly in the rear. Allied to the car's finely adjustable – and reclinable – FlexSpace® seats, it gives the car a quality that is unique in the marketplace.

Integrated roof rails

Full-length, slimline roof rails on Exclusiv and Elite models accentuate New Signum's extended roofline as well as providing a practical mounting point for roof carrier systems. The roof rails are also available as an option on Elegance and Design models.

FlexSpace® seating

With FlexSpace®, you can adjust the rear seat backs to create more room in the luggage compartment... or recline them individually, providing front seat-style comfort. The wide centre armrest provides generous elbow room for two; there's even a built-in console with twin drinks holders!

Individual rear seats

Slide the two fully contoured individual rear seats back and forth, independently of one another, to achieve the perfect mix of legroom and storage space.

40/20/40 split rear seat

Adding to New Signum's versatility, the rear seat is split 40/20/40 to accommodate the desired blend of passengers and luggage.

Generous load area

Fold the rear seat backs forward – in a simple, one-handed movement – to create a massive, flat, 1410-litre load area.

At a glance...

- ⌘ Extended wheelbase
- ⌘ Integrated roof rails
- ⌘ Individual rear seats [n](#)
- ⌘ 40/20/40 split rear seat [n](#)
- ⌘ FlexSpace® seating [n](#)
- ⌘ Fold-down rear seat centre armrest [n](#)
- ⌘ 1410-litre load area*

* To roof, rear seat down.





New chassis tuned to UK roads

The UK's unique road surfaces present a special challenge to chassis engineers: as the saying goes, if a car can be made to work here, it'll work everywhere. That's why so much care has been taken tuning the cars' chassis to our less-than-perfect surfaces.

Specific improvements include revised front anti-roll bars and bushes, revised rear suspension bushes and attendant revisions to springs and dampers. There is also a stiffer 'handling' bush in the front suspension to enhance the responsiveness of the steering and specific power assistance characteristics for individual models. The process has been so successful that it will become a fundamental part of all future Vauxhall development programmes.

New 2.8 litre Turbo engine

The all-new 230PS 2.8i V6 24v Turbo petrol engine features a twin-scroll turbocharger for rapid response at lower revs and smooth, even, torque distribution. Available with New Vectra and New Signum Elite six-speed automatic models and New Signum Design with manual gearbox.

2.2i 16v direct petrol unit

The 2.2i 16v petrol engine is a high-tech, all-aluminium unit with dual balancer shafts for outstanding smoothness and refinement. The direct injection system increases both power and torque while improving fuel consumption and CO₂ emissions. A six-speed manual gearbox is standard.

New 1.8i 16v petrol engine with Variable Valve Technology

Combining more power and lower fuel consumption, the new 140PS 1.8i 16v VVT engine employs Double Continuous Variable Cam Phasing (DCVCP) to provide most of the available torque across a wide rev band.

Advanced diesel line-up

Both the 120PS 1.9CDTi and 150PS 1.9CDTi 16v common rail diesel engines offer strong performance allied to smooth power delivery and rigorous emissions control; the 16-valve 150PS version is particularly powerful for an engine in this class. The units are joined by our revised 3.0CDTi V6 24v engine – enjoying a power boost from 177PS to 184PS.

Active Select

The optional five- and six-speed automatic transmissions feature an Active Select facility, which enables drivers to switch from automatic to manual sequential mode using a second transmission gate.

Interactive Driving System-Plus (IDS-Plus)

IDS-plus delivers the ultimate in driver control. Continuous Damping Control (CDC) senses changes in the vehicle dynamics and automatically adjusts the damper rates – in real time – producing greater comfort, more confident cornering behaviour and sharper handling, with reduced body roll. The Sport switch function allows instant switching to a sharper throttle and more responsive steering – and back again – to suit your mood.

At a glance...

- :: Chassis tuned for UK roads
- :: All-new 2.8 litre Turbo engine
- :: 2.2i 16v Direct injection petrol unit
- :: New 1.8i 16v VVT petrol engine
- :: Advanced diesel line-up
- :: Active Select function [↗](#)
- :: Continuous Damping Control
- :: Sport switch [↗](#)

For availability details of these features – please refer to the individual model section and the Specification insert.

Refinement and excitement can co-exist

“Vauxhall has made a fantastic job of updating the Vectra. It has managed to retain the superlative refinement and cosseting ride of the outgoing model, yet sharpen the drive to the extent that it's now one of the most rewarding cars in this class. The 2.2i engine is a joy.”


What Car? – November 2005

Control, performance and a feeling of involvement are the key ingredients of any good driver's car: with New Vectra and New Signum, Vauxhall's engineers have exceeded the brief by transforming the chassis dynamics while introducing even greater refinement. Engines are smoother, quieter and more powerful. The steering is more tactile. And both cars are more engaging to drive, with improved body control and excellent ride comfort, particularly on poorer surfaces.





1



2



3

With their computer-optimised, crash test proven bodyshells – complete with central safety cell and front, side and rear deformation zones – New Vectra and New Signum place major emphasis on driver and passenger protection. Both models feature the very latest safety and security features, many of them fitted as standard right across the range.

Feel safe and protected at all times

“The car is now a more complete package.”

The Sun – 2 September 2005

Active-safety front seat head restraints

Activated by the weight of the occupant's body being forced back into the seat, the restraint moves forwards and upright in the event of a rear impact, helping to reduce whiplash injuries.

ISOFIX child seat restraint system

This rigid anchoring mechanism, fitted to the outer rear seats, virtually eliminates the dangers that can result from improper installation, particularly when used with a Vauxhall accessory ISOFIX child seat.

Remote control alarm system

Ultrasonic security alarm system features forced entry detection, along with tilt, movement and rear glass breakage sensors, plus a power siren complete with its own power supply.

Adaptive Forward Lighting (AFL)

Advanced new bi-xenon lighting system ensures the headlight beams are always aimed in the direction you're about to go – and not necessarily the direction the front of the car is already pointing in! As *Autocar* put it in a test report: 'AFL is easy to get used to and hugely improves visibility for night driving'.

Six airbags

All models come with driver's and front passenger's airbags along with front seat side-impact and full-size curtain airbags.

Anti-lock Braking System (ABS)

The system has been shown to help reduce stopping distances, particularly on slippery surfaces. By preventing the wheels from locking up, it also allows you to retain control of the steering during emergency braking.

Cornering Brake Control (CBC)

Makes the car easier to control in extreme situations, especially when braking sharply on a bend. Particularly effective when carrying out emergency manoeuvres.

Electronic Brakeforce Distribution (EBD)

Works in conjunction with the ABS system to distribute the applied braking force between the wheels most able to use it. This allows the car to brake in a stable manner, whatever load you're carrying.

Emergency Brake Assist (EBA)

Detects the urgency with which the brake pedal is pressed and rapidly increases the pressure to the maximum the system can provide, shortening stopping distances.

Electronic Stability Programme (ESP-Plus)

Senses when the vehicle is about to slide on a bend and applies braking on up to three wheels, correcting the slide and helping you regain control more rapidly. The system also incorporates traction control.

At a glance...

- :: Active-safety front seat head restraints
- :: ISOFIX child seat restraint system
- :: Remote control alarm system [n](#)
- :: Adaptive Forward Lighting (AFL) [n](#)
- :: Six airbags
- :: Anti-lock braking system with CBC/EBD/EBA
- :: Electronic Stability Programme

Other features include...

- :: Retractable luggage compartment cover* [n](#)
- :: Remote central deadlocking
- :: Engine deadlock immobiliser

*Available on estate models only

For availability details of these features – please refer to the Specification insert.



New Vectra and New Signum. Two great model ranges tied to a single concept: to give drivers the very best in style, driving refinement and choice. With a mix of hatchback, estate, saloon and executive hatch body styles – backed by a wide selection of engines and trim levels (five for New Vectra, four for New Signum) it's easy to identify the New Vectra or New Signum model that is best suited to your needs.

The following pages provide a handy overview of each particular model, broken down by body style, engine availability and equipment highlights; the Specification insert provides the fuller picture.

New Vectra

From the generously appointed yet affordable Life, to the stylish Design, the luxurious Elite and the unmistakably sporty SRi. New Vectra's high level of equipment maintains the model's emphasis on refinement and driver reward. The Exclusiv model is an exciting and high-value addition to the line-up.

Drivers can also personalise their individual model with a comprehensive selection of options and accessories.

New Signum

New Signum is a new breed of executive hatch, so it's only fitting that the latest range offers a broad appeal to the more discerning driver.

From the comprehensively equipped Elegance to the sumptuously appointed Elite and the highly individual Design – the sporty member of the family – the New Signum line-up provides a model to suit every taste. The latest Exclusiv models are particularly well equipped.



Underlining its reputation for refinement, practicality and roominess, New Vectra was recently named Best Estate Car in the What Car? Car of the Year Awards 2006.

New Vectra and New Signum range

HATCHBACK :: ESTATE :: SALOON :: EXECUTIVE HATCH

"Aggressive pricing and competitive BIK (benefit in kind) and tax ratings will appeal to cost-conscious fleet operators – and user-choosers."

Fleet World – September 2005





Exclusiv standard features include

- :: Air-conditioning
- :: Driver's and front passenger's airbags
- :: Front seat side-impact airbags
- :: Full-size curtain airbags
- :: Anti-lock braking system
- :: Eight-way adjustable driver's seat
- :: Active-safety front seat head restraints
- :: Steering column adjustable for reach and rake
- :: Remote control security alarm
- :: Remote control central deadlocking
- :: CD 30 stereo radio/CD player
- :: Electrically operated front windows
- :: Electrically adjustable/heated door mirrors

Additional features over and above Life models

- :: Charcoal metallic/aluminium-effect inserts on fascia and doors
- :: 16-inch Structure wheels with 215/55 R 16 ultra-low profile tyres
- :: Chrome-effect window trim
- :: Body-colour door handles
- :: White indicators and side repeaters
- :: Body-colour sports front air dam
- :: Two-tone horn

Engine availability and insurance groups (ABI)

1.8i 16v VVT	9E
1.9CDTi (120PS)	10E
1.9CDTi 16v (150PS)	10E

Optional Exclusiv Plus pack includes

- :: 17-inch alloy wheels with 215/50 R 17 ultra-low profile tyres – see Specification insert page S.7
- :: CDC 40 stereo radio with Digital Audio Broadcast (DAB)/integral six-disc CD autochanger/graphic display
- :: Front fog lights



New Vectra Life

HATCHBACK :: SALOON :: ESTATE



Engine availability and insurance groups (ABI)

1.8i 16v VVT	9E
1.9CDTi (120PS)	10E
1.9CDTi 16v (150PS)	10E

Life standard features include

- :: Air-conditioning
- :: Driver's and front passenger's airbags
- :: Front seat side-impact airbags
- :: Full-size curtain airbags
- :: Anti-lock braking system
- :: Eight-way adjustable driver's seat
- :: Active-safety front seat head restraints
- :: Steering column adjustable for reach and rake
- :: Remote control security alarm
- :: Remote control central deadlocking
- :: CD 30 stereo radio/CD player
- :: Electrically operated front windows
- :: Electrically adjustable/heated door mirrors
- :: Chrome-effect interior door handles
- :: Door-to-door illumination
- :: Adjustable front centre armrest with storage facility
- :: Foldable door mirrors
- :: Interior pollen filter

New Vectra Exclusiv

HATCHBACK :: ESTATE





Engine availability and insurance groups (ABI)

1.8i 16v VVT	10E
2.2i 16v Direct	11E
2.0i 16v Turbo	12E
1.9CDTi (120PS)	11E
1.9CDTi 16v (150PS)	11E
3.0CDTi V6 24v	12E

Optional SRi Plus pack includes

- :: 19-inch alloy wheels with 235/35 R 19 ultra-low profile tyres – see Specification insert page S.7
- :: CDC 40 stereo radio with Digital Audio Broadcast (DAB)/integral six-disc CD autochanger/graphic display



New Vectra SRI
HATCHBACK :: ESTATE

SRi standard features include

- :: Six airbags
- :: Anti-lock braking system
- :: Eight-way adjustable driver's seat
- :: Steering column adjustable for reach and rake
- :: Remote control security alarm
- :: Remote control central deadlocking
- :: Body-colour sports front air dam
- :: Electrically adjustable/heated door mirrors

Additional features over and above Exclusiv models

- :: Lowered and uprated sports suspension
- :: Trip computer
- :: Three-spoke leather-covered sports steering wheel
- :: Sports front seats
- :: Front fog lights
- :: Leather-covered gear knob
- :: 17-inch alloy wheels with 215/50 R 17 ultra-low profile tyres
- :: Visible stainless steel exhaust tailpipe (hatchback only)
- :: Visible dual branch tailpipes on 2.2i 16v Direct, 2.0i 16v Turbo and 3.0CDTi V6 24v (hatchback only)
- :: Dark-tinted Solar Protect® glass (excludes windscreen and front door windows) (estate only)
- :: Dark-style headlights and tail lights
- :: Body-colour rear lip spoiler (hatchback only)

SRi Nav models feature

- :: CD 70 satellite navigation system with colour monitor



Colour Sat Nav

SRi/SRi Nav models with Exterior pack* feature

(illustrated right)

- :: 19-inch alloy wheels with 235/35 R 19 ultra-low profile tyres
- :: VXR Styling pack one:
 - front lower spoiler
 - rear lower skirt
 - rear spoiler
 - side sills

* Exterior pack is not available on 3.0CDTi V6 24v models.





Elite standard features include

- :: Driver's and front passenger's airbags
- :: Front seat side-impact airbags
- :: Full-size curtain airbags
- :: Anti-lock braking system
- :: Three-spoke leather-covered steering wheel
- :: Driver information centre incorporating trip computer
- :: Steering column adjustable for reach and rake
- :: Remote control security alarm
- :: Remote control central deadlocking
- :: Electrically operated front and rear windows
- :: Rain-sensitive windscreen wipers
- :: Indirect night lighting
- :: Automatic lighting control
- :: Front fog lights
- :: Eight-way adjustable driver's and front passenger's seats
- :: Power tailgate (estate models only)
- :: Electro-chromatic anti-dazzle rear-view mirror

- :: Map reading lights integral with front courtesy light
- :: Two rear reading lights

Additional features over and above Design models

- :: Chrome-effect door handles
- :: Silver-effect roof rails (estate models only)
- :: Electronic Stability Programme (ESP-plus) (V6 models only)
- :: Leather seat and door trim
- :: 17-inch alloy wheels with 215/50 R 17 ultra-low profile tyres
- :: Electronic climate control
- :: CD 70 stereo radio/CD player with MP3 capability/satellite navigation with colour monitor



Colour Sat Nav

Engine availability and insurance groups (ABI)

2.2i 16v Direct	12E
2.8i V6 24v Turbo automatic	15E
1.9CDTi 16v (150PS)	12E
3.0CDTi V6 24v	13E

Optional Elite Plus pack includes

- :: 18-inch alloy wheels with 225/45 R 18 ultra-low profile tyres – see Specification insert page S.7
- :: Electrically operated slide/tilt glass sunroof with multi-position pre-set facility and interior blind



New Vectra Design

HATCHBACK :: SALOON :: ESTATE

Design standard features include

- :: Driver's and front passenger's airbags
- :: Front seat side-impact airbags
- :: Full-size curtain airbags
- :: Anti-lock braking system
- :: Eight-way adjustable driver's seat
- :: Active-safety front seat head restraints
- :: Steering column adjustable for reach and rake
- :: Remote control security alarm
- :: Remote control central deadlocking
- :: Electrically operated front windows
- :: Electrically adjustable/heated door mirrors

Additional features over and above Exclusiv models

- :: 16-inch alloy wheels with 215/55 R 16 ultra-low profile tyres
- :: Rain-sensitive windscreen wipers
- :: Automatic air-conditioning
- :: Automatic lighting control
- :: Electro-chromatic anti-dazzle rear-view mirror
- :: Electrically operated rear windows
- :: Power tailgate (estate models only)
- :: Three-spoke leather-covered steering wheel
- :: Driver information centre incorporating trip computer
- :: Map reading lights integral with front courtesy light
- :: Eight-way adjustable front passenger's seat
- :: CDC 40 stereo radio with Digital Audio Broadcast (DAB)/integral six-disc CD autochanger/graphic display
- :: Front fog lights



Engine availability and insurance groups (ABI)

1.8i 16v VVT	10E
2.2i 16v Direct	11E
1.9CDTi (120PS)	11E
1.9CDTi 16v (150PS)	11E

Optional Design Plus pack includes

- :: 17-inch alloy wheels with 215/50 R 17 ultra-low profile tyres – see Specification insert page S.7
- :: CD 70 stereo radio/CD player with MP3 capability/satellite navigation with colour monitor

New Vectra Elite

HATCHBACK :: ESTATE



New Signum Elegance

EXECUTIVE HATCH

Model illustrated features Misty Grey two-coat pearlescent paint (optional at extra cost)



Elegance standard features include

- ⌘ Air-conditioning
- ⌘ Driver's and front passenger's airbags
- ⌘ Front seat side-impact airbags
- ⌘ Full-size curtain airbags
- ⌘ Anti-lock braking system
- ⌘ Eight-way adjustable driver's seat
- ⌘ Active-safety front seat head restraints
- ⌘ Three-spoke leather-covered steering wheel
- ⌘ Driver information centre incorporating trip computer
- ⌘ Steering column adjustable for reach and rake
- ⌘ CD 70 stereo radio/CD player with MP3 capability/satellite navigation with colour monitor
- ⌘ Remote control security alarm
- ⌘ Remote control central deadlocking
- ⌘ Electrically operated front and rear windows
- ⌘ Electrically adjustable/heated door mirrors
- ⌘ Charcoal metallic/aluminium-effect inserts on facia and doors
- ⌘ 17-inch alloy wheels with 215/50 R 17 ultra-low profile tyres
- ⌘ Dark-tinted Solar Protect® glass
- ⌘ Visible dual branch tailpipes on 2.0i 16v Turbo



Colour Sat Nav

Engine availability and insurance groups (ABI)

1.8i 16v VVT	9E
2.2i 16v Direct	10E
2.0i 16v Turbo	12E
1.9CDTi (120PS)	10E
1.9CDTi 16v (150PS)	10E



New Signum Exclusiv

EXECUTIVE HATCH

Model illustrated features Ultra Blue two-coat pearlescent paint



Exclusiv standard features include

- ⌘ Air-conditioning
- ⌘ Driver's and front passenger's airbags
- ⌘ Front seat side-impact airbags
- ⌘ Full-size curtain airbags
- ⌘ Anti-lock braking system
- ⌘ Eight-way adjustable driver's seat
- ⌘ Active-safety front seat head restraints
- ⌘ Three-spoke leather-covered steering wheel
- ⌘ Driver information centre incorporating trip computer
- ⌘ Steering column adjustable for reach and rake
- ⌘ Remote control security alarm
- ⌘ Remote control central deadlocking
- ⌘ Electrically operated front and rear windows
- ⌘ Electrically adjustable/heated door mirrors
- ⌘ Charcoal metallic/aluminium-effect inserts on facia and doors

Additional features over and above Elegance models

- ⌘ Lowered and uprated sports suspension
- ⌘ Front fog lights
- ⌘ Leather-covered gear knob (manual gearboxes only)
- ⌘ 18-inch alloy wheels with 225/45 R 18 ultra-low profile tyres
- ⌘ Roof rails
- ⌘ Two-coat metallic or pearlescent paint
- ⌘ CD 70 stereo radio/CD player with MP3 capability/satellite navigation with colour monitor



Colour Sat Nav

Engine availability and insurance groups (ABI)

1.8i 16v VVT	9E
2.2i 16v Direct	10E
1.9CDTi (120PS)	10E
1.9CDTi 16v (150PS)	10E



New Signum Design

EXECUTIVE HATCH



Model illustrated features Metro Blue two-coat metallic paint (optional at extra cost)

Design standard features include

- :: Air-conditioning
- :: Six airbags
- :: Anti-lock braking system
- :: Eight-way adjustable driver's seat
- :: Active-safety front seat head restraints
- :: Trip computer
- :: Adjustable steering column
- :: Remote control security alarm
- :: Remote control central deadlocking
- :: Electrically operated front and rear windows
- :: Electrically adjustable/heated door mirrors
- :: 17-inch alloy wheels with 215/50 R 17 ultra-low profile tyres
- :: CD 70 stereo radio/CD player with MP3 capability/satellite navigation with colour monitor



Colour Sat Nav

Additional features over and above Elegance models

- :: Electronic Stability Programme (ESP-plus) (V6 models only)
- :: Lowered and uprated sports suspension
- :: Rain-sensitive windscreen wipers
- :: Sports front seats
- :: Automatic lighting control
- :: Electro-chromatic anti-dazzle rear-view mirror
- :: Three-spoke leather-covered sports steering wheel
- :: Eight-way adjustable front passenger's seat
- :: Dark-style headlights and tail lights
- :: Front fog lights
- :: Sports instruments
- :: Indirect night lighting
- :: Visible stainless steel exhaust tailpipe on 1.9CDTi models
- :: Visible dual branch tailpipes on 2.2i 16v Direct, 2.0i 16v Turbo and V6 models

Engine availability and insurance groups (ABI)

2.2i 16v Direct	10E
2.0i 16v Turbo	12E
2.8i V6 24v	15E
1.9CDTi (120PS)	10E
1.9CDTi 16v (150PS)	10E
3.0CDTi V6 24v	12E



New Signum Elite

EXECUTIVE HATCH



Model illustrated features Misty Grey two-coat pearlescent paint (optional at extra cost)

Elite standard features include

- :: Six airbags
- :: Anti-lock braking system
- :: Eight-way adjustable driver's seat
- :: Active-safety front seat head restraints
- :: Three-spoke leather-covered steering wheel
- :: Trip computer
- :: Steering column adjustable for reach and rake
- :: Remote control security alarm
- :: Remote control central deadlocking
- :: Electrically operated windows
- :: Electrically adjustable/heated door mirrors
- :: Charcoal metallic/fineline dark inserts on fascia and doors

Additional features over and above Elegance models

- :: Chrome-effect door handles
- :: Silver-effect roof rails (estate models only)
- :: Electronic Stability Programme (ESP-plus) (V6 models only)

- :: Leather seat and door trim
- :: Eight-way adjustable front passenger's seat
- :: 17-inch alloy wheels with 215/50 R 17 ultra-low profile tyres
- :: Electronic climate control
- :: Rain-sensitive windscreen wipers
- :: Automatic lighting control
- :: Electro-chromatic anti-dazzle rear-view mirror
- :: Leather-covered gear knob (manual gearboxes only)
- :: Front fog lights
- :: Indirect night lighting
- :: Visible dual branch tailpipes on 2.0i 16v Turbo and V6 models
- :: CD 70 stereo radio/CD player with MP3 capability/satellite navigation with colour monitor



Colour Sat Nav

Engine availability and insurance groups (ABI)

2.2i 16v Direct	11E
2.0i 16v Turbo	13E
2.8i V6 24v automatic	15E
1.9CDTi 16v (150PS)	11E
3.0CDTi V6 24v	13E





Model shown features VXR Styling pack one and 19-inch alloy wheel option.



Model shown features VXR Styling pack one and 19-inch alloy wheel option.

Vauxhall by Design

Create a New Vectra or New Signum that reflects your personality

Vauxhall by Design is all about choice – selecting your new car, then personalising it to suit yourself. Whatever you're into, we've made it easier with a choice of individual options, special option packs and accessories available at highly attractive prices. You'll find further information on the following pages and in the Specification insert. Alternatively, please ask your Vauxhall retailer for more details.



irmscher

Developed by world-famous auto design specialists Irmischer, this prestige range of styling products and alloy wheels brings fresh appeal to any Vauxhall car. Tested to ensure the highest standards of quality and a perfect fit, the range also includes interior trim and suspension kits.

VXR

Inspired by our hugely successful racing team, VXR styling products reflect their experience, knowledge and passion for style and performance. Available on Vectra as factory-fit option packs or accessories fitted by your Vauxhall retailer, the VXR range adds flair, personality and excitement to your car.

New Vectra VXR Styling pack one*

- ⌘ Front lower spoiler
- ⌘ Rear lower skirt (Hatchback/Estate)
- ⌘ Rear lip spoiler (Hatchback)
- ⌘ Rear roof spoiler (Estate)
- ⌘ Side sills

* Factory-fit option pack not available on saloon models. However, individual VXR styling parts are available as retailer-fit accessories. See page S.18 for details.





Accessories available include

- ⊘ Child seats
- ⊘ Origin b2 driver safety information system
- ⊘ Range of floor mats – rubber, velour or contoured
- ⊘ Front passenger storage net n7
- ⊘ Mudflaps
- ⊘ Boot storage box (hatchback/saloon)
- ⊘ Electrically-chilled 12-litre cool bag
- ⊘ Warning triangle
- ⊘ Dog guard with space divider grid (estate only) n8
- ⊘ Headlight protectors – carbon fibre-effect
- ⊘ Bootliner n9 - Vectra only
- ⊘ Load restraining floor net n10
- ⊘ Cargo liner
- ⊘ Rear parking distance sensor
- ⊘ Door wind deflector
- ⊘ Fire extinguisher
- ⊘ Roof-mounted removable DVD player – Vectra estate only
- ⊘ Portable CD storage bag
- ⊘ Steering wheel security bar
- ⊘ Roof carrier system
 - T-track base carrier n11
 - Side loading bicycle carrier n12
 - Extendable ski carrier
 - Alloy ski/snowboard carrier
 - Sport roof box
 - Travel roof box
 - Surfboard/windsurf board carrier
- ⊘ Tow bar carrier system
 - Fixed tow bar with electrics
 - Detachable tow bar with electrics
- ⊘ Towing mirrors

Options and option packs

Whatever New Vectra or New Signum model you choose, you can customise your feature package with our extensive range of options. We've included a selection of what's available here. The Specification insert has full details of availability.

Accessories

From roof carriers to tow bars, dog guards to cargo liners, Vauxhall accessories are the right choice for your New Vectra or New Signum. We've only featured a small selection here. So for more information, please refer to the Specification insert, which outlines the complete range.

Options include

- ⊘ Electrically operated slide/tilt glass sunroof n1
- ⊘ Adaptive Forward Lighting (AFL) n2
- ⊘ Mobile phone system with Bluetooth** n3
- ⊘ Satellite navigation system with colour monitor n4
- ⊘ IDS-plus with continuous damping control
- ⊘ Parking distance sensors

* Does not include phone or cradle.

For availability details of these features – please refer to the Specification insert.

Towing pack

- ⊘ Electronic Stability Programme (ESP) incorporating traction control
- ⊘ Trailer Stability Programme (TSP)
- ⊘ Self-levelling rear suspension (not with sports suspension)
- ⊘ Detachable tow bar (Saloon/Hatchback)
- ⊘ Retractable tow bar (Estate)


Flex Organiser® packs

Organiser pack – Estate only

- ⊘ 3D storage net
- ⊘ Side net pocket n5
- ⊘ Four side rail hooks

Divider pack – Estate only

- ⊘ Vertical divider mesh n6
- ⊘ Divider rods
- ⊘ Two side rail hooks





Interior trims

New Vectra interior trim
Charcoal Champion cloth – Life models

Charcoal Scala cloth – Exclusiv models

Charcoal Alpha cloth/Morrocana Design models

Charcoal or Beige Leather – Elite models

Charcoal Duke cloth – SRi models

New Signum interior trim
Charcoal Scala cloth – Elegance and Exclusiv models

Charcoal Draht cloth/Leather – Design models

Charcoal or Beige Leather – Elite models

Colours and trims

Great new exterior paint finishes and stylish interior trims bring a fresh new dimension to New Vectra and New Signum. The trims have been carefully chosen to reflect the individual status of each model. Speak to your Vauxhall retailer about the choices on offer.

Due to the limitations of the printing process the colours reproduced may vary slightly from the actual colour. As a result they should be used as a guide only. All Vauxhall retailers have a comprehensive showroom colour and trim display, with actual exterior paint and interior trim samples, available for inspection.

Two-coat pearlescent
(at extra cost)



Two-coat metallic
(at extra cost)



Solid



Ultra Blue



Digital Green



Misty Grey



Pomegranate Red



Silver Lightning



Metro Blue



Royal Blue



Flame Red





NEW VECTRA VXR. NEW LIMITS



New Vectra and New Signum. Take Control



2.8 **V6**
TURBO

- > Hatchback and estate bodystyles
- > Lowered and uprated VXR sports suspension
- > Twin chrome trapezoidal exhaust tailpipes
- > 18-inch alloy wheels
- > Recaro sports front seats

Unique VXR body styling... powerful 2.8i V6 24v turbo engine... 0-60 in under 6.5 seconds (hatchback)... dual-processor Continuous Damping Control. Few other mid-range five-seat hatchbacks, or estates for that matter, have such stunning performance credentials. But then New Vectra VXR is not about following convention. Put simply, it's the best Vectra yet!

