



Want to save up to £2000* on a new Vauxhall?



You want
this
card



Apply for The GM Platinum Card today

- ✦ 100 Rebate Points when you use your GM Card for the first time - worth £100 off a new Vauxhall
- ✦ 3% of the value of your GM Card purchases as Rebate Points
- ✦ 0% p. a. on purchases and balance transfers fixed for the first five months from account opening. A 2% balance transfer fee applies (minimum £5)
- ✦ Typical **14.9% APR** variable

Call **0845 746 2777** and quote **REF:AGM1** or apply online at **www.gmcard.co.uk/brochure**

The GM Platinum Card is issued by HFC Bank Limited and is available to persons aged 18 years or over and resident in the UK (or 21 and over in the Channel Islands) and is subject to status and conditions. Written quotations are available upon request from The GM Platinum Card, PO Box 3615, Birmingham B3 2RJ. The typical APR quoted is the rate for new customers. *Rebate Points are earned on purchases using The GM Platinum Card. Rebate Points are not earned on Balance Transfers or Cash Advances. You earn money off a new Vauxhall/Saab by accumulating Rebate Points under the Rebate Points Programme. Vauxhall Motors Ltd is solely responsible for the operation of the Rebate Points Programme, which is subject to the Rebate Points Programme Rules. You can redeem up to 2500 Rebate Points subject to the Model Line Maximum which will vary in amount in relation to different Vauxhall/Saab vehicle model lines and unlimited Partner Points. Rebate Points and unlimited Partner Points are redeemable as discounts on a new Vauxhall/Saab vehicle and must be redeemed four years from the issue date. Rebate Points may not be redeemed by Motability Contract Hire customers. The GM Card is a trading name and style of both HFC Bank Limited and Vauxhall Motors Ltd. HFC Bank registered in England No. 1117305. Registered Office: North Street, Winkfield, Windsor, Berkshire SL4 4TD is authorised and regulated by the Financial Services Authority. Member HSBC Group. HFC Bank Limited is not a member of the same group of companies as Vauxhall Motors Ltd, Saab GB Limited or GMAC. Vauxhall Motors Ltd, Registered Office: Griffin House, Osborne Road, Luton, Bedfordshire LU1 3YT. Registered in England number 135767.

Astra Specifications



Contents	
Equipment	S.2-S.5
Audio, Communication and Navigation	S.6
Vauxhall by Design	S.7
Technical data	S.8-S.14
Customer care	S.15

You could
dodge high
premiums.



Call now to get a quote.

0870 024 0240

Lines open 8am-8pm Monday to Friday, 9am-5pm Saturday. Calls may be recorded.

www.vauxhall.co.uk/insurance

Vauxhall Motor Insurance is underwritten by UK Insurance Limited. Conditions apply. Calls may be recorded.



Every effort has been made to ensure that the contents of this publication were accurate and up-to-date at the time of going to press (August 2006). Vauxhall vehicles are equipped with components manufactured by various General Motors operating units and outside suppliers. The Company reserves the right to alter specifications and withdraw products from sale without notice. Any such alterations will be notified to Vauxhall retailers at the earliest opportunity, please consult your local retailer for the latest information. The specifications detailed within this brochure are not necessarily applicable to alternative models such as Special Editions. Details of any such models will be contained in specific literature or found on the Vauxhall website. Please note that Vauxhall retailers are not the agents of Vauxhall Motors Limited and are not authorised to bind the Company by any specific or implied undertaking or representation. It is advisable to ensure that your motor insurance policy provides adequate cover for additional fitted options and accessories. As part of Vauxhall's policy of environmental care, this brochure is printed on paper manufactured using Elemental Chlorine Free pulps from specially farmed, sustainable timber resources. All rights reserved. No part of this publication may be reproduced in any form or by any means, without the prior written permission of Vauxhall Motors Limited.

Published August 2006 (Graymatter) Vauxhall Motors Limited, Luton LU1 3YT www.vauxhall.co.uk

VM0606433



EQUIPMENT

Model availability

	Exp.	Life	Club	Design	Elite	SXi	SRi
Sport Hatch				■		■	■
5-door hatchback	■	■	■	■	■	■	■
Estate		■	■	■		■	■

■ = This model available with this bodystyle.

Safety

Standard features • Euro NCAP five-star (adult occupancy rating) • Driver's airbag • Front passenger's airbag • Front seat side-impact airbags • Anti-lock Braking System (ABS) • Electronic Brakeforce Distribution (EBD) • Cornering Brake Control (CBC) • Emergency Brake Assist (EBA) – Increases applied brake force in emergency braking situations • Height-adjustable front and outer rear seat head restraints • Pyrotechnic front body-lock seatbelt pretensioner system – Tightens the seatbelt during the early stages of a frontal impact • Front and outer rear seatbelt force limiters – Reduces potential upper body injuries during a frontal impact • Height-adjustable inertia-reel front seatbelts • Centre lap and diagonal inertia-reel rear seatbelt • Anti-submarining ramps in all seats – Help prevent occupants sliding underneath the lap belt during a collision • ISOFIX child seat restraint system for outer rear seats (does not include child seat) – Secures ISOFIX child safety seats to the vehicle itself, virtually eliminating the dangers that can result from improper installation • Electronic park/brake pedal safety interlock on models with automatic transmission • Energy-absorbing steering column • Pedal release system – Reduces potential injury to the driver's legs and feet during a severe frontal impact • Front brake pad wear warning • Laminated windscreen • Side-impact protection beams • Integral protective side door padding • Reinforced passenger safety cell • Child-proof locks on rear doors • Adaptive Brake Lights (ABL) – If the driver brakes hard enough to activate the ABS function, the brake lights flash on and off at the rate of four times per second, thus warning following vehicles that heavy braking is in progress.

Additional features	Exp.	Life	Club	Design	Elite	SXi	SRi
Electronic Stability Programme (ESP-plus) with traction control ¹		○	○	○ ²	○ ³	○	●
Full-size curtain airbags	□	□	●	●	●	●	●
Height-adjustable centre rear seat head restraint			□	□	●	□	□

Security

Standard features • Remote control central deadlocking (doors, tailgate, fuel filler flap) • Visible Vehicle Identification Number (VIN) plate • 'Key left in ignition' audible warning • Freewheeling door locks • Electronic engine deadlock immobiliser • Electronic theft protection for audio equipment • Locking wheel bolts for alloy wheels (where fitted) • Driver's internal central locking switch • Door-to-door illumination – Keeps the headlights and rear lights on for 30 seconds after the car doors are locked

Additional features	Exp.	Life	Club	Design	Elite	SXi	SRi
Keyless entry and start ⁴		○	○	○		○	○
Remote control ultrasonic security alarm system		○ ⁵	○ ⁵	○	○	○ ⁵	●
Folding key			●	●	●	●	●

Heating and ventilation

Standard features • Air blend heater with four-speed fan • Side window demist vents and adjustable face-level air vents • Interior pollen filter

Additional features	Exp.	Life	Club	Design	Elite	SXi	SRi
Air-conditioning with air recirculation		○	●	●		●	●
Electronic Climate Control (ECC) incorporating air-conditioning with air recirculation and glovebox cooling			□	□	●	□	□

● = Standard equipment.
○ = Optional at extra cost.
□ = Only available as part of an extra-cost option pack.
See page S.5 for details.
Exp. = Expression.

1 = ESP-plus is switchable on Design models fitted with optional Sports pack and SRi models. Also available as part of an extra-cost option pack. Not available in conjunction with Easytronic transmission.
2 = Standard on 2.0i 16v Turbo/1.9CDTi (120PS)/1.9CDTi 16v (150PS) models.

3 = Standard on 1.9CDTi (120PS) models.
4 = Not available in conjunction with Leather pack.
5 = Front and rear reading lights are also included.
6 = Only available on estate models.

Facia, instruments and controls

Standard features • Rev counter • Automatic self-correcting RDS-time clock • Steering column adjustable for reach and rake • Electronic odometer and trip odometer • Instrument panel light dimmer • Handbrake-on/low brake fluid level and low fuel level warning lights • Service interval monitor

Additional features	Exp.	Life	Club	Design	Elite	SXi	SRi
Three-spoke steering wheel	●	●	●				
Three-spoke leather-covered steering wheel				●	●		
Three-spoke leather-covered sports steering wheel						●	●
Black instruments with chrome edging			●	●	●		
Black sports instruments with chrome edging						●	●
Multi-function trip computer					●		●
Cruise control			□	□	●	□	□
Multi-function display incorporating audio information, outside air temperature (including ice warning), time and date	●	●	●	●		●	

Seating and upholstery (see pages 36/37 for more details)

Standard features • Driver's and front passenger's seats with reach and recline adjustment • Driver's seat height adjuster • 60/40 split-folding rear seat back

Additional features	Exp.	Life	Club	Design	Elite	SXi	SRi
Alpha cloth seat trim	●	●					
Tabita cloth seat trim			●				
Silver Alpha cloth seat trim with Morrocana-trimmed side bolsters				●			
Silver Alpha seat trim						●	●
Leather seat facings (includes heated front seats with variable temperature settings)					●	□	□
Front passenger's seat height adjuster					●	□	□
Sports front seats					●	●	●
Lumbar adjustment for driver's seat			□ ⁶	●	●	●	●
Tilt adjustment for driver's and front passenger's seats					●	□	□
Tilt adjustment for driver's seat			□ ⁶	●	●		

Additional interior features

Standard features • 12-volt auxiliary power socket within centre console • Chrome-effect internal door handles • Colour-keyed fleece velour carpet • Front door pockets • Fully carpeted luggage area • Carpeted rear seat back • Load restraint lashing eyes (estate only) • Retractable luggage compartment cover (estate only) • Glovebox divider

Additional features	Exp.	Life	Club	Design	Elite	SXi	SRi
Charcoal metallic-effect centre console	●	●	●	●	●		
Charcoal metallic-effect inserts on facia and doors	●	●					
Metallic-effect inserts on facia and doors			●	●	●		
Matt chrome-effect centre console and inserts on facia and doors						●	●
Aluminium pedals						●	●
Driver's sunglasses holder				●	●	●	●
Twin sunvisors incorporating illuminated driver's and front passenger's vanity mirrors with covers				●	●		●
Electro-chromatic anti-dazzle rear-view mirror				●	●	□	□
12-volt auxiliary power socket located in luggage compartment (estate only)			□	□		□	□
Vertical load-restraining net (estate only)			□	□		□	□
Load-restraining floor net (estate only)			□	□		□	□
Load area sill protection (estate only)			●	●		●	●

Black instruments with chrome edging.



Cruise control.



Folding key.



EQUIPMENT

Interior lighting

Features	Exp.	Life	Club	Design	Elite	SXi	SRi
Fade up/fade down courtesy lighting operated by front and rear door switches	●	●	●	●	●	●	●
Illuminated luggage area and glovebox	●	●	●	●	●	●	●
Two rear reading lights and front map reading lights integral with courtesy light				●	●		●

Mechanical

Standard features • Electro-hydraulic power-assisted steering (EHPS) • Lightweight MacPherson strut front suspension and torsion beam rear suspension with gas-pressure dampers • Catalytic converter • Five-speed manual gearbox

Additional features	Exp.	Life	Club	Design	Elite	SXi	SRi
Six-speed manual gearbox (1.3CDTi (90PS)/1.9CDTi (120PS)/1.9CDTi 16v (150PS)/2.0i 16v Turbo)		●	●	●	●		●
Easytronic five-speed transmission (1.6i 16v only) ⁷		○	○	○	○	○	
Six-speed automatic transmission (1.9CDTi (120PS) only)				○	○		○
Four-speed automatic transmission (1.8i 16v only)		○	○	○	○		○
Lowered and uprated sports suspension ⁸				□ ⁹		●	●
Sport switch				□ ⁹			●
Interactive Driving System-plus (IDS-plus) with Continuous Damping Control (CDC)				○ ¹⁰			○

Wheels and tyres

Features	Exp.	Life	Club	Design	Elite	SXi	SRi
15-inch steel wheels with flush wheel covers and 195/65 R 15 low profile tyres	●	●					
16-inch Structure wheels with 205/55 R 16 ultra-low profile tyres			●				
16-inch 10-spoke alloy wheels with 205/55 R 16 ultra-low profile tyres				●	●		
16-inch five-spoke alloy wheels with 205/55 R 16 ultra-low profile tyres						●	
17-inch five-spoke alloy wheels with 225/45 R 17 ultra-low profile tyres			○ ¹¹				●
17-inch 10-spoke alloy wheels with 225/45 R 17 ultra-low profile tyres				□ ⁹			
18-inch five-spoke alloy wheels with 225/40 R 18 ultra-low profile tyres							○ ¹²
Steel space-saver spare wheel/tyre	●	●	●	●	●	●	●

Exterior lighting

Standard features • Lights-on audible warning • LED centre brake light • Reversing light, rear fog light, hazard warning lights, side repeat indicators • Ellipsoid headlights • Electric headlight beam levelling

Additional features	Exp.	Life	Club	Design	Elite	SXi	SRi
Adaptive Forward Lighting (AFL) incorporating bi-xenon headlights with dynamic beam levelling and high-pressure washers				○	○	○	○
Front fog lights				●	●	●	●
Automatic Lighting Control (ALC)				●	●	□	□

Exterior styling and protection

Features	Exp.	Life	Club	Design	Elite	SXi	SRi
Dark-tinted Solar Protect [®] glass (excludes windscreen and front door windows) (estate only)				●			●
Black body side-protection mouldings	●	●					
Body-colour side-protection mouldings			●	●	●	●	●
Black foil on door pillars ¹³				●	●	●	●
Black door handles	●	●					
Body-colour door handles			●	●	●	●	●
Chrome-effect front door sill covers				●	●	●	●
Chrome-effect window side mouldings				●	●		● ¹⁴
Body-colour door mirrors	●	●	●	●	●	●	●
Body-colour rear spoiler (5-door hatchback and estate only)							●
Visible stainless steel exhaust tailpipe (exc. 1.4i 16v/1.7CDTi 16v (100PS)) ¹⁵						●	●

Exterior and convenience features

Standard features • Electrically operated front windows with safety autoreverse and one-touch facility • Green-tinted glass • Heated rear window with automatic timed cut-off • Intermittent rear window wash/wipe • Windscreen wipers with variable intermittent facility and flick-wipe • Twin-jet windscreen washer nozzles • Twin-jet-assisted tailgate and bonnet struts

Additional features	Exp.	Life	Club	Design	Elite	SXi	SRi
Internally adjustable door mirrors (wide-angle on driver's side)	●	●					
Twin electrically adjustable/heated door mirrors (wide-angle on driver's side)			●	●	●	●	●
Electrically operated rear windows with safety autoreverse and one-touch facility (5-door hatchback and estate only)				●	●		
Electrically operated slide/tilt full-length glass sunroof with multi-position pre-set facility and interior blind (5-door hatchback and estate only)			○ ⁵	○	○	○	○
Manually foldable door mirrors	●	●	●	●		●	●
Electrically foldable door mirrors			○	○	●	○	○
Rain-sensitive windscreen wipers				●	●	□	□
Black roof rails (estate only)		●	●				●
Alloy-effect roof rails (estate only)				●			● ¹⁶
Two-coat metallic or pearlescent paint	○	○	○	○	○	○	○
Two-tone horn				●	●		
Rear parking distance sensor		○	○	○	○	○	○
Panoramic windscreen (Sport Hatch only) ¹⁷				○ ¹⁸		○	○ ¹⁹

Option packs

	Exp.	Life	Club	Design	Elite	SXi	SRi
Technical pack • Electronic Climate Control (ECC) • Cruise control			○	○	●	○	○
Convenience pack (estate only) • Load-restraining floor net • Vertical load-restraining net • 12-volt auxiliary power socket located in luggage compartment			○	○		○	○
FlexOrganiser[®] pack (estate only) • Divider net • Four side rails • Elasticated bag with four clips		○	○	○		○	○
Sight and light pack • Rain-sensitive windscreen wipers • Electro-chromatic anti-dazzle rear-view mirror • Automatic lighting control				●	●	○ ²⁰	○ ²⁰
Protection pack • Full-size curtain airbags • Active-safety front seat head restraints	○	○					
Leather pack • Leather seat facings • Electrically heated sports front seats with tilt and lumbar adjustment • Indirect door night lighting • Height-adjustable centre rear seat head restraint • Front passenger's seat height adjuster					●	○	○
Seat comfort pack (estate only) • Driver's seat with tilt and lumbar adjustment			○				
Sports pack • 17-inch 10-spoke alloy wheels with 225/45 R 17 tyres (steel space-saver spare) • Uprated sports steering • Sport switch • Electronic Stability Programme-plus (ESP-plus) • Lowered and uprated sports suspension				○ ⁹			
VXR Styling pack one • Body-colour front lower spoiler/rear lower skirt/rear roof spoiler and side sills • Aerial adaptor (not available with Digital Audio Broadcast (DAB) audio unit)			○	○	○	○	● ¹²

● = Standard equipment.
○ = Optional at extra cost.
□ = Only available as part of an extra-cost option pack.
See above for details.
Exp. = Expression.

5 = Front and rear reading lights are also included.
7 = Not available in conjunction with Electronic Stability Programme (ESP-plus) or Sports pack.
8 = Standard on all Sport Hatch models.
9 = Standard on 2.0i 16v Turbo/1.9CDTi 16v (150PS) models. Not available with Easytronic transmission.
10 = Only available in conjunction with Sports pack (Sports pack is standard on 2.0i 16v Turbo/1.9CDTi 16v (150PS) models).
11 = Includes uprated sports suspension, sports steering, ESP-plus and Sport switch. Not available with 1.4i 16v or 1.3CDTi 16v engines, or with Easytronic transmission.
12 = Standard on SRi with Exterior pack. Please see the latest Vauxhall Car and Accessory Price Guide for details.
13 = Deleted when optional Black Sapphire two-coat pearlescent paint is specified.
14 = Estate models only.

15 = Sport Hatch, 5-door hatchback and 2.0i 16v Turbo estate models only.
16 = Roof rails are deleted on SRi with Exterior pack models.
17 = Panoramic windscreen deletes driver's sunglasses holder and ultrasonic function from alarm system. Not available in conjunction with Sight and light pack, mobile phone system with Bluetooth[®] or Glacier White exterior paint.
18 = Panoramic windscreen deletes Sight and light pack and illuminated driver's and front passenger's vanity mirrors.
19 = Panoramic windscreen deletes ultrasonic function from alarm system.
20 = Available on Sport Hatch and 5-door hatchback only. Front and rear reading lights are also included on SXi models.

Electrically foldable door mirrors.



18-inch five-spoke alloy wheels.



Five-speed Easytronic transmission.



AUDIO, COMMUNICATION AND NAVIGATION

Audio and communications availability

Additional features	Exp.	Life	Club	Design	Elite	SXi	SRi
CC 20 stereo radio/cassette player/two speakers (20 watts per channel)	●						
CD 30 stereo radio/CD player/six speakers (17 watts per channel)		●	●	●	●	●	●
CD 30 MP3 stereo radio/CD with MP3 capability/multi-function display/seven speakers (20 watts per channel)		○	○	○	○	○	○
CDC 40 stereo radio with integral six-disc CD autochanger/graphic display/seven band graphic equaliser/seven speakers (35 watts per channel)		○	○ ²¹	○ ²¹	○ ²¹	○ ²¹	○
CDC 40 stereo radio with Digital Audio Broadcast (DAB)/integral six-disc CD autochanger/graphic display/seven-band graphic equaliser/seven speakers (35 watts per channel) ²²		○	○	○	○	○	
CD 70 stereo radio/CD with MP3 capability/satellite navigation with colour monitor/seven speakers (20 watts per channel)		○ ²³	○ ⁵	○	○	○	○
Mobile phone system with Bluetooth® (does not include phone or cradle)		○ ²⁴	○	○	○	○	○
Steering wheel mounted audio controls			●	●	●	●	●

● = Standard equipment.
○ = Optional at extra cost.
Exp. = Expression.

5 = Front and rear reading lights are also included.
21 = Only available in conjunction with optional VXR Styling pack one.
22 = Not available in conjunction with optional Styling pack.

23 = Steering wheel mounted audio controls and front and rear reading lights are also included.
24 = Only available in conjunction with optional audio units. Steering wheel mounted audio controls are also included.

Satellite navigation

Standard features (CD 70) • Split-screen facility displaying directional symbols and route on map • Audio/voice direction guidance prompt • Automatic re-routing on request • CD-ROMs available for all major European countries • CD-ROM may be replaced by audio CD after route is selected • Display of estimated time remaining and distance to destination • Exact location of vehicle using the GPS (Global Positioning System) and speed sensor • Choice of four different route types: using motorways/avoiding motorways/shortest distance/shortest journey time • Store up to 100 personal destinations • Last 10 destinations stored automatically • Traffic Message Channel (TMC)

Digital Audio Broadcast (DAB)

Now widely available in the UK, digital audio broadcasts offer the user a variety of advantages over traditional FM, starting with the digital quality sound which is immune to any hiss or crackle. You'll often find a broader range of stations on offer too, many of which are not available on FM, and listening to them couldn't be easier – you simply select the station, by name, from the displayed list, thus removing the need to retune or look for stations when travelling around. Some stations will even display the artists' names and song titles on the car's graphic display, while they're played.

To further help you appreciate the digital sound, our CDC 40 DAB-compatible audio unit offers 35 watts per channel and plays through our highest quality seven-speaker system.

MP3 CD player

What's an MP3? An MP3 is a compressed sound or music file and, due to its small size, it takes up less space on a compact disc, which means that more tracks can be recorded onto a CD. It's possible to fit almost 10 hours of music onto one CD, and, in a way, turns a single-disc CD/MP3 player into a multi-disc autochanger. Providing you have access to a compatible computer to create the MP3 tracks, you can compress your CD selection to your heart's content – and you won't have to drive around with all your original CDs in the car.

Satellite navigation

Vauxhall's satellite navigation systems have been widely acclaimed for their ease of use and high level of information. The CD-ROM-driven system has been further enhanced for Astra. There is now a split-screen facility, whereby half of the screen displays the route as a map, while directional arrows give immediate information about road junctions. The audible direction guidance prompt now gives details of road numbers and motorway junction numbers, while you can also plan your route to avoid toll roads, if required.

The CD 70 also features Traffic Message Channel (TMC), a specific application of RDS used for broadcasting real-time traffic information, delivered to the driver either visually or verbally. TMC can also offer dynamic route guidance – alerting the driver to a problem on the planned route and calculating an alternative route to avoid the incident.

Mobile phone system

Vauxhall's optional factory-fit dual-band mobile phone system has been considerably enhanced. Now fully integrated into the audio and communication system, it also features voice control and will connect wirelessly to phones with Bluetooth® technology.

All the required information is displayed on the graphic information display when a mobile phone is in use, while the menus are easily navigated by either the steering wheel audio controls or the multi-function button on the radio. Certain functions can also be controlled by voice activation.

Mounted on the centre console, the phone system base unit can be fitted with cradles (available as accessories) for many different mobile phones. Contact your Vauxhall retailer for information regarding compatible mobile phones.

Steering wheel mounted audio controls.



TECHNICAL DATA AND WARRANTIES

Brakes

Front ventilated disc brakes:

All models (exc. 2.0i 16v Turbo/1.9CDTi) – 280mm diameter.
2.0i 16v Turbo/1.9CDTi – 308mm diameter.

Rear drum brakes:

1.4i 16v Expression/Life and 1.6i 16v Life/Design/Elite – 230mm diameter.

Rear disc brakes:

All models (exc. 1.4i 16v Expression/Life and 1.6i 16v Life/Design/Elite) – 264mm diameter.

- Anti-lock Braking System (ABS) with Electronic Brakeforce Distribution (EBD)
- Cornering Brake Control (CBC)
- Emergency Brake Assist (EBA)
- Dual circuit, diagonally split braking system
- Front brake pad wear warning

Electrics

Alternator:

All models (exc. 1.7CDTi 16v) – 120A
1.7CDTi 16v – 100A

Maintenance-free battery:

All models (exc. 1.7CDTi 16v) – 55Ah
1.7CDTi 16v – 60Ah

Steering

- Electro-hydraulic power-assisted steering
- SXi/SRi models are fitted with map-controlled steering
- Turning circle (kerb-to-kerb):
Sport Hatch models – 10.80m (35.4ft.)
5-door hatchback models – 10.80m (35.4ft.)
Estate models – 11.10m (36.4ft.)

Fuel tank capacity

All models – 52 litres (11.4 gallons).

Vauxhall Assistance and warranties*

Standard features • A one-year unlimited mileage manufacturer's warranty • Second and third year no-fee customer option warranty up to 60,000 miles (from first registration) • Vauxhall Assistance for 12 months from first registration • Six years' body panel anti-perforation warranty

* = Warranty is only available on vehicles sourced from Vauxhall Motors Ltd. Terms and conditions apply – please see your Vauxhall retailer for details.

Vauxhall Assistance

Vauxhall Assistance is operated by the AA, and is provided automatically with every new Vauxhall for 12 months from first registration. It covers everything from accidents, mechanical breakdown and flat tyres to illness while driving. With Vauxhall Assistance, help is literally just a free** phone call away, 24 hours a day, 365 days a year!

Benefits include:

- Full rescue service including roadside assistance
- 'At home' service – help will be sent if there is a vehicle problem at the driver's home

- Recovery – if a problem cannot be solved at the roadside, or if someone is taken ill while driving, the driver, vehicle and all passengers will be transported to the nearest Vauxhall retailer or to any single UK destination
 - Accident assistance – if your vehicle is immobilised by an accident, both the vehicle and occupants will be recovered to your choice of destination (Vauxhall recommends a Vauxhall Approved Accident Repair Centre, where appropriate)
 - Vehicle theft – Vauxhall Assistance will help to keep you mobile in the unlikely event of your vehicle being stolen
- ** = Mobile phone users will be charged at their standard tariff.

Anti-corrosion protection

- Six-year body panel anti-perforation warranty
- Extensive use of zinc-coated sheet metal
- Plastic front wheel arch liners

Body

- Aerodynamic drag co-efficients:
Sport Hatch – Cd 0.34
5-door hatch – Cd 0.32
Estate – Cd 0.31
- Polypropylene front and rear bumpers capable of withstanding minor impacts up to 2.5mph without permanent deformation
- B-pillar formed using high strength alloy steel
- Extensive use of dual-phase steels
- Aluminium and magnesium components utilised to reduce weight

Suspension

Front:

Independent. Lightweight MacPherson struts with gas-pressure dampers and coil springs. Anti-roll bar. Hydro-formed subframe offers increased lateral stiffness. Hydraulic control arm bushing to give improved insulation from road noise.

Rear:

Lightweight torsion beam rear axle with one-piece, hollow cast trailing arms. Built-in anti-roll bar. Progressive-rate double conical mini-block springs and gas-pressure dampers.
• Design 2.0i 16v Turbo (170PS)/SXi/SRi/All Sport Hatch models – uprated springs and dampers with lower ride height
• Design/SRi – Interactive Driving System with Continuous Damping Control, optional at extra cost

Transmissions

- Front-wheel drive

Five-speed manual gearbox:

- Standard on 1.4i 16v/1.6i 16v/1.8i 16v VVT/1.7CDTi 16v models
- Hydraulically actuated, asbestos-free, self-adjusting single-plate clutch

Six-speed manual gearbox:

- Standard on 1.3CDTi 16v/2.0i 16v Turbo/1.9CDTi models
- Hydraulically actuated, asbestos-free, self-adjusting single-plate clutch
- Electronically controlled with adaptive driving function and winter mode
- Fluid drive with torque converter, lock-up clutch, neutral control fuel-saving feature

Four-speed automatic transmission with Active Select function:

- Available at extra cost on 1.9CDTi (120PS) models. Electronically controlled with adaptive driving function and winter mode
- Fluid drive with torque converter, lock-up clutch, neutral control fuel-saving feature
- Active Select manual gear change function
- Five-speed Easytronic transmission:
• Available at extra cost on 1.6i 16v models
- Gearshift selector for either automatic transmission operation or manual, sequential shift operation via gear lever
- Automatic clutch control
- Winter mode, which selects second gear for standing starts in slippery conditions
- Hydraulically actuated, asbestos-free, self-adjusting single-plate clutch

TECHNICAL DATA




200PS

2.0i 16v Turbo –
the most powerful
estate car in its class



150PS

1.9CDTi 16v –
the most powerful diesel
engine in its class



6-SPEED

Six-speed manual gearbox
available

Petrol engines

	1.4i 16v ECOTEC-4 Twinport	1.6i 16v ECOTEC-4 Twinport	1.8i 16v VVT ECOTEC-4	2.0i 16v (170PS) ECOTEC-4 Turbo	2.0i 16v (200PS) ECOTEC-4 Turbo
Capacity	1364cc	1598cc	1796cc	1998cc	1998cc
Maximum power	90PS (66kW) @ 5600rpm	105PS (77kW) @ 6000rpm	140PS (103kW) @ 6300rpm	170PS (125kW) @ 5200rpm	200PS (147kW) @ 5400rpm
Maximum torque	125Nm (92 lb.ft.) @ 4000rpm	150Nm (110 lb.ft.) @ 3900rpm	175Nm (129 lb.ft.)* @ 3800rpm	250Nm (184 lb.ft.) @ 1950rpm	262Nm (193 lb.ft.) @ 4200rpm
Compression ratio	10.5:1	10.5:1	10.5:1	8.8:1	8.8:1
Emission compliance	Euro 4	Euro 4	Euro 4	Euro 4	Euro 4
Configuration	4 cylinders, 4 valves per cylinder, double overhead camshafts				
Cylinder head/block	Alloy cylinder head, cast iron cylinder block				
Fuel system	Multi-point sequential fuel injection with air mass metering				
Induction system	Naturally aspirated with vacuum-controlled Twinport inlet ports	Naturally aspirated with vacuum-controlled Twinport inlet ports	Naturally aspirated Variable Valve Timing (VVT)	Water-cooled turbocharger with intercooler	Water-cooled turbocharger with intercooler
Throttle control	Electronic cable-free 'drive by wire'				
Service interval	20,000 miles or 1 year (whichever occurs sooner)				

Benefit in kind company car taxation percentage rates – 2006/07 tax year

	Sport Hatch/5-door hatchback/estate				
Expression, Life, Club, Design, Elite, SXi (manual models)**	17/17/17	18/18/19	22/22/22	-	-
Design with Sports pack, SRI (manual models)**	-	19/19/20	23/23/23	30/30/30	-/31/32

Diesel engines

	1.3CDTi 16v ECOTEC-4 Turbo diesel	1.7CDTi 16v ECOTEC-4 Turbo diesel	1.9CDTi (120PS) ECOTEC-4 Turbo diesel	1.9CDTi 16v (150PS) ECOTEC-4 Turbo diesel
Capacity	1248cc	1686cc	1910cc	1910cc
Maximum power	90PS (66kW) @ 4000rpm	100PS (74kW) @ 4400rpm	120PS (88kW) @ 3500rpm	150PS (110kW) @ 4000rpm
Maximum torque	200Nm (147 lb.ft.) @ 1750-2500rpm	240Nm (177 lb.ft.) @ 2300rpm	280Nm (206 lb.ft.) @ 2000-2750rpm	320Nm (236 lb.ft.) @ 2000-2750rpm
Compression ratio	17.6:1	18.4:1	18.0:1	17.5:1
Emission compliance	Euro 4	Euro 4	Euro 4	Euro 4
Configuration	4 cylinders, 4 valves per cylinder, double overhead camshafts		4 cylinders, 2 valves per cylinder, single overhead camshaft	4 cylinders, 4 valves per cylinder, double overhead camshafts
Cylinder head/block	Alloy cylinder head, cast iron cylinder block			
Fuel system	High-pressure fuel injection pump and common rail fuel injection			
Induction system	Fixed geometry turbocharger with integrated intercooler		Turbocharger with Variable Nozzle Turbine (VNT)	
Throttle control	Electronic cable-free 'drive by wire'			
Service interval	20,000 miles or 1 year (whichever occurs sooner)			

Benefit in kind company car taxation percentage rates – 2006/07 tax year

	Sport Hatch/5-door hatchback/estate			
All manual models (where applicable)**	-/18/18	18/18/18	21/21/21	21/21/21

- = This engine/body style/transmission combination is not available.

* = Please note, 1.8i 16v VVT models fitted with optional automatic transmission develop 170Nm (125 lb.ft.) of torque.

** = For details of benefit in kind percentage rates relating to Easytronic and automatic models please refer to the Vauxhall Car and Accessory price guide

Performance, fuel economy and emissions

	Wheel size (inches)	Performance (manufacturer's figures)			Fuel economy mpg (litres/100km)			CO ₂ emissions g/km
		Maximum speed (mph)	Acceleration (sec) 0-60mph 30-50mph (4th gear)	Urban driving	Extra- urban driving	Combined figure		
Manual								
1.4i 16v Sport Hatch	16	111	12.7	9.3	34.4 (8.2)	54.3 (5.2)	44.8 (6.3)	151
1.4i 16v 5-dr hatch	15/16	111	12.8	9.4	34.4 (8.2)	54.3 (5.2)	44.8 (6.3)	151
1.4i 16v estate	15/16	111	13.2	9.8	34.4 (8.2)	54.3 (5.2)	44.8 (6.3)	151
1.6i 16v Sport Hatch	16	116	11.4	8.4	32.8 (8.6)	52.3 (5.4)	42.8 (6.6)	158
1.6i 16v Sport Hatch	17	116	11.4	8.4	32.1 (8.8)	50.4 (5.6)	41.5 (6.8)	163
1.6i 16v 5-dr hatch	15/16	115	11.5	8.6	32.8 (8.6)	52.3 (5.4)	42.8 (6.6)	158
1.6i 16v 5-dr hatch	17/18	115	11.5	8.6	32.1 (8.8)	50.4 (5.6)	41.5 (6.8)	163
1.6i 16v estate	15/16	115	11.9	8.9	32.5 (8.7)	51.4 (5.5)	42.2 (6.7)	161
1.6i 16v estate	17/18	115	11.9	8.9	31.7 (8.9)	49.6 (5.7)	40.9 (6.9)	166
1.8i 16v VVT Sport Hatch	16	130	9.4	6.7	28.5 (9.9)	48.7 (5.8)	38.7 (7.3)	175
1.8i 16v VVT Sport Hatch	17/18	130	9.4	6.7	28.0 (10.1)	47.1 (6.0)	37.7 (7.5)	180
1.8i 16v VVT 5-dr hatch	15/16	129	9.5	6.8	28.5 (9.9)	48.7 (5.8)	38.7 (7.3)	175
1.8i 16v VVT 5-dr hatch	17/18	129	9.5	6.8	28.0 (10.1)	47.1 (6.0)	37.7 (7.5)	180
1.8i 16v VVT estate	15/16	129	9.8	7.1	28.2 (10.0)	47.9 (5.9)	38.2 (7.4)	178
1.8i 16v VVT estate	17/18	129	9.8	7.1	27.7 (10.2)	46.3 (6.1)	37.2 (7.6)	182
2.0i 16v Turbo (170PS) Sport Hatch	17/18	136	7.9	6.1	22.1 (12.8)	41.5 (6.8)	31.4 (9.0)	216
2.0i 16v Turbo (170PS) 5-dr hatch	17/18	135	8.1	6.2	22.1 (12.8)	41.5 (6.8)	31.4 (9.0)	216
2.0i 16v Turbo (170PS) estate	17/18	135	8.3	6.3	21.9 (12.9)	40.9 (6.9)	31.0 (9.1)	218
2.0i 16v Turbo (200PS) 5-dr hatch	17/18	143	7.7	5.0	21.6 (13.1)	39.8 (7.1)	30.4 (9.3)	223
2.0i 16v Turbo (200PS) estate	17/18	143	7.9	5.1	21.4 (13.2)	39.2 (7.2)	30.1 (9.4)	226
1.3CDTi 16v (90PS) 5-dr hatch	15	107	12.8	8.6	45.6 (6.2)	70.6 (4.0)	58.9 (4.8)	130
1.3CDTi 16v (90PS) estate	15	107	13.2	8.9	45.6 (6.2)	70.6 (4.0)	58.9 (4.8)	130
1.7CDTi 16v (100PS) 5-dr hatch	15	112	11.5	7.4	44.1 (6.4)	67.3 (4.2)	56.5 (5.0)	135
1.7CDTi 16v (100PS) estate	15	112	11.7	7.5	44.1 (6.4)	67.3 (4.2)	56.5 (5.0)	135
1.7CDTi 16v (100PS) Sport Hatch	16/17/18	113	11.4	7.3	43.5 (6.5)	65.7 (4.3)	55.4 (5.1)	138
1.7CDTi 16v (100PS) 5-dr hatch	16/17/18	112	11.5	7.4	43.5 (6.5)	65.7 (4.3)	55.4 (5.1)	138
1.7CDTi 16v (100PS) estate	16/17/18	112	11.7	7.5	43.5 (6.5)	65.7 (4.3)	55.4 (5.1)	138
1.9CDTi (120PS) Sport Hatch	16/17/18	122	9.7	6.1	38.2 (7.4)	57.6 (4.9)	48.7 (5.8)	157
1.9CDTi (120PS) 5-dr hatch	16/17/18	121	9.8	6.2	38.2 (7.4)	57.6 (4.9)	48.7 (5.8)	157
1.9CDTi (120PS) estate	16/17/18	120	10.0	6.4	37.7 (7.5)	56.5 (5.0)	47.9 (5.9)	159
1.9CDTi 16v (150PS) Sport Hatch	16/17/18	130	8.3	5.9	38.2 (7.4)	57.6 (4.9)	48.7 (5.8)	157
1.9CDTi 16v (150PS) 5-dr hatch	16/17/18	129	8.3	5.9	38.2 (7.4)	57.6 (4.9)	48.7 (5.8)	157
1.9CDTi 16v (150PS) estate	16/17/18	129	8.6	6.1	37.7 (7.5)	56.5 (5.0)	47.9 (5.9)	159
Easytronic								
1.6i 16v Sport Hatch	16	116	12.3	-	33.2 (8.5)	53.3 (5.3)	43.5 (6.5)	156
1.6i 16v 5-dr hatch	15/16	115	12.4	-	33.2 (8.5)	53.3 (5.3)	43.5 (6.5)	156
1.6i 16v estate	15/16	115	12.4	-	32.8 (8.6)	52.3 (5.4)	42.8 (6.6)	158
Automatic								
1.8i 16v VVT Sport Hatch	16	118	10.5	-	27.2 (10.4)	46.3 (6.1)	36.7 (7.7)	185
1.8i 16v VVT Sport Hatch	17/18	118	10.5	-	26.6 (10.6)	44.8 (6.3)	35.8 (7.9)	190
1.8i 16v VVT 5-dr hatch	15/16	117	10.7	-	26.9 (10.5)	45.6 (6.2)	36.2 (7.8)	187
1.8i 16v VVT 5-dr hatch	17/18	117	10.7	-	26.4 (10.7)	44.1 (6.4)	35.3 (8.0)	192
1.8i 16v VVT estate	15/16	117	10.9	-	26.9 (10.5)	45.6 (6.2)	36.2 (7.8)	187
1.8i 16v VVT estate	17/18	117	10.9	-	26.4 (10.7)	44.1 (6.4)	35.3 (8.0)	192
1.9CDTi (120PS) Sport Hatch	16/17/18	118	10.7	-	29.4 (9.6)	53.3 (5.3)	40.9 (6.9)	186
1.9CDTi (120PS) 5-dr hatch	16/17/18	117	10.8	-	29.1 (9.7)	52.3 (5.4)	40.4 (7.0)	189
1.9CDTi (120PS) estate	16/17/18	116	10.9	-	29.1 (9.7)	52.3 (5.4)	40.4 (7.0)	189

The fuel consumption figures shown comply with EC directive 1999/100 to provide a realistic indication of fuel consumption by taking into account everyday driving conditions, such as cold starts, acceleration, braking and even differences in the weight of models with the same engine. **Important:** the results given relate to the particular car tested; inevitably there are differences between individual cars of the same model. In addition, some cars may incorporate particular modifications. Driving style, road and traffic conditions, vehicle mileage and standard of maintenance may also affect fuel consumption; therefore the results do not express or imply any guarantee of the fuel consumption attainable.



TECHNICAL DATA



1500kg
Maximum towing weight

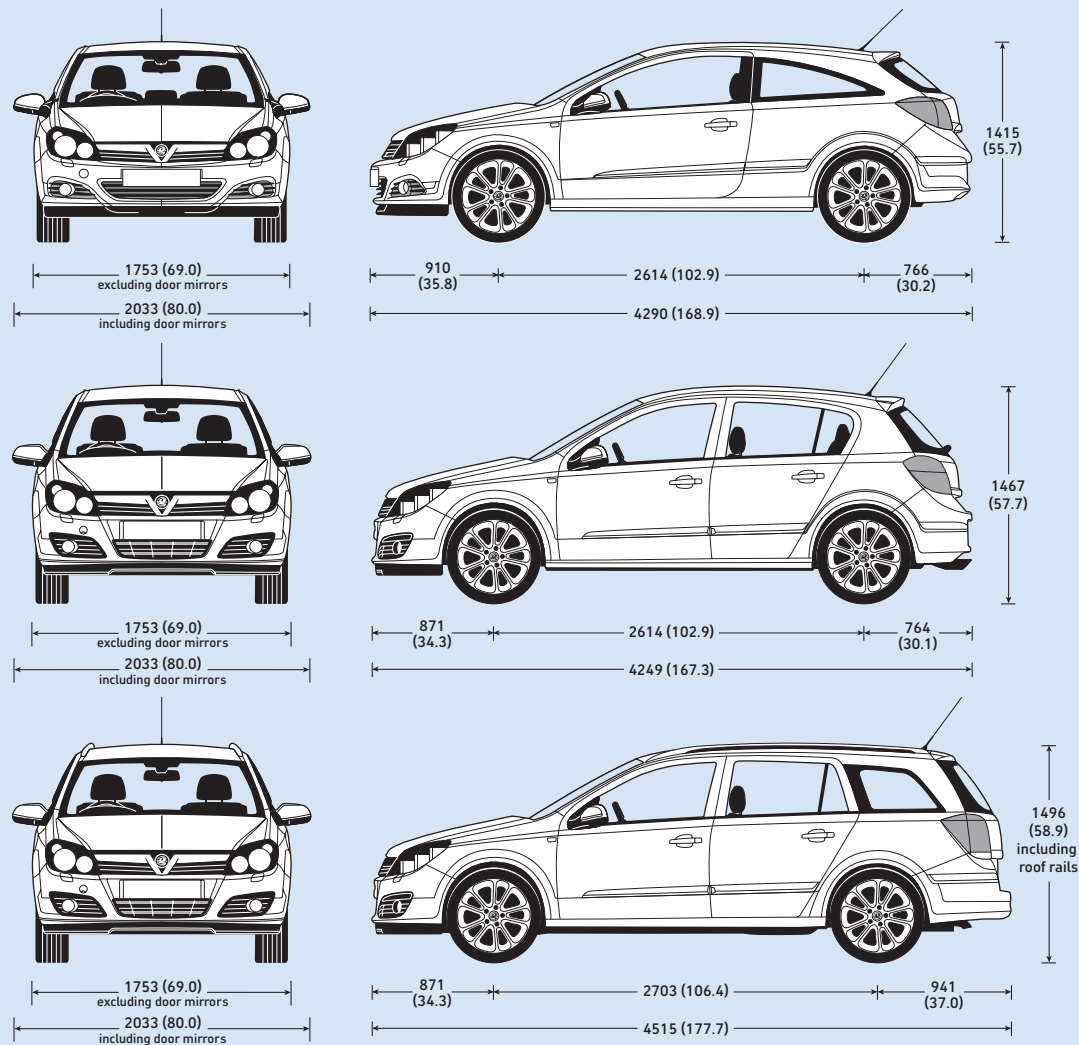


625kg
Maximum carrying capacity

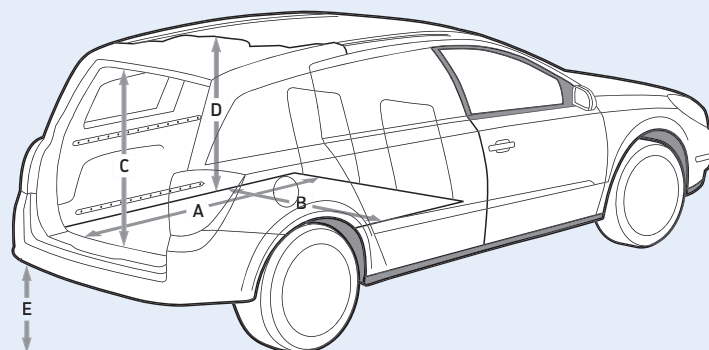


1550 litres
Maximum luggage capacity

Exterior dimensions millimetres (inches)



Estate loadspace dimensions (see table opposite)



Weights and towing data

	Kerbweight (Gross vehicle weight) kg			Maximum towing weights (kg) Trailer with Brakes (without brakes)		
	Sport Hatch	5-door hatch	estate	Sport Hatch	5-door hatch	estate
1.4i 16v Expression/Life	-	1155 (1705)	1180 (1805)	-	1000 (615)	900 (640)
1.4i 16v Club	-	1178 (1725)	1203 (1825)	-	1000 (615)	900 (640)
1.4i 16v SXi	1180 (1705)	1200 (1725)	1225 (1825)	1000 (605)	1000 (615)	900 (640)
1.6i 16v Life	-	1190 (1740)	1240 (1840)	-	1200 (630)	1100 (650)
1.6i 16v Club	-	1213 (1760)	1263 (1860)	-	1200 (630)	1100 (650)
1.6i 16v Design	1202 (1740)	1222 (1760)	1272 (1860)	1200 (620)	1200 (630)	1100 (650)
1.6i 16v Elite	-	1233 (1760)	-	-	1200 (630)	-
1.6i 16v SXi	1215 (1740)	1235 (1760)	1285 (1860)	1200 (620)	1200 (630)	1100 (650)
1.8i 16v VVT Life	-	1203 (1760)	1231 (1850)	-	1300 (630)	1300 (660)
1.8i 16v VVT Life automatic	-	1235 (1785)	1263 (1875)	-	1300 (630)	1300 (660)
1.8i 16v VVT Club	-	1226 (1780)	1254 (1870)	-	1300 (630)	1300 (660)
1.8i 16v VVT Club automatic	-	1258 (1805)	1286 (1895)	-	1300 (630)	1300 (660)
1.8i 16v VVT Design	1222 (1760)	1235 (1780)	1263 (1870)	1300 (630)	1300 (630)	1300 (660)
1.8i 16v VVT Design automatic	1235 (1785)	1267 (1805)	1295 (1895)	1300 (630)	1300 (630)	1300 (660)
1.8i 16v VVT Elite	-	1246 (1780)	-	-	1300 (630)	-
1.8i 16v VVT Elite automatic	-	1278 (1805)	-	-	1300 (630)	-
1.8i 16v VVT SRi	1236 (1760)	1248 (1780)	1276 (1870)	1300 (630)	1300 (630)	1300 (660)
1.8i 16v VVT SRi automatic	1245 (1785)	1280 (1805)	1308 (1895)	1300 (630)	1300 (630)	1300 (660)
2.0i 16v Turbo (170PS) Design	1302 (1840)	1322 (1860)	1462 (1950)	1500 (680)	1500 (690)	1400 (710)
2.0i 16v Turbo (170/200PS) SRi	1303 (1840)	1323 (1860)	1463 (1950)	1500 (680)	1500 (690)	1400 (710)
1.3CDTi 16v (90PS) Life	-	1255 (1805)	1305 (1905)	-	1300 (650)	1300 (690)
1.3CDTi 16v (90PS) Club	-	1273 (1820)	1323 (1920)	-	1300 (650)	1300 (690)
1.7CDTi 16v (100PS) Life	-	1290 (1840)	1320 (1935)	-	1400 (680)	1400 (690)
1.7CDTi 16v (100PS) Club	-	1308 (1855)	1338 (1950)	-	1400 (680)	1400 (690)
1.7CDTi 16v (100PS) Design	1297 (1835)	1317 (1855)	1347 (1950)	1400 (670)	1400 (680)	1400 (690)
1.7CDTi 16v (100PS) Elite	-	1328 (1855)	-	-	1400 (680)	-
1.7CDTi 16v (100PS) SXi/SRi	1310 (1835)	1330 (1855)	1360 (1950)	1400 (670)	1400 (680)	1400 (690)
1.9CDTi (120PS) Design	1342 (1860)	1345 (1885)	1402 (1975)	1500 (680)	1500 (680)	1400 (715)
1.9CDTi (120PS) Design auto.	1372 (1890)	1375 (1915)	1432 (2005)	1500 (680)	1500 (680)	1400 (715)
1.9CDTi (120PS) Elite	-	1356 (1885)	-	-	1500 (680)	-
1.9CDTi (120PS) Elite auto.	-	1386 (1915)	-	-	1500 (680)	-
1.9CDTi (120PS) SRi	1343 (1860)	1346 (1885)	1403 (1975)	1500 (680)	1500 (680)	1400 (715)
1.9CDTi (120PS) SRi auto.	1373 (1890)	1376 (1915)	1433 (2005)	1500 (680)	1500 (680)	1400 (715)
1.9CDTi 16v (150PS) Design	1342 (1880)	1345 (1900)	1402 (1990)	1500 (690)	1500 (690)	1400 (720)
1.9CDTi 16v (150PS) SRi	1343 (1880)	1346 (1900)	1403 (1990)	1500 (690)	1500 (690)	1400 (720)

Gross vehicle weight is the total permissible weight of the vehicle including passengers and their luggage. To determine total carrying capacity, deduct kerbweight from gross vehicle weight. Note that the figure obtained will include the weight of the driver, passengers and any optional equipment or accessories. The **maximum roof rack loading** should not exceed 75kg. The **maximum towing weights** are based on the ability of the car, with two occupants of 70kg each, to restart on a 12% gradient, which is approximately 1 in 8.3 at sea level. At altitudes above 1500 metres, the engine output may drop with a corresponding reduction in towing capability. Any extra weight, such as luggage or additional passengers, should be deducted from the maximum towing weight. With a trailer fully loaded, **maximum noseweight** should not exceed 75kg. Always fit Vauxhall towing attachments and accessories available from your Vauxhall retailer. They are designed specifically for Vauxhall models and carry a 12-month guarantee.

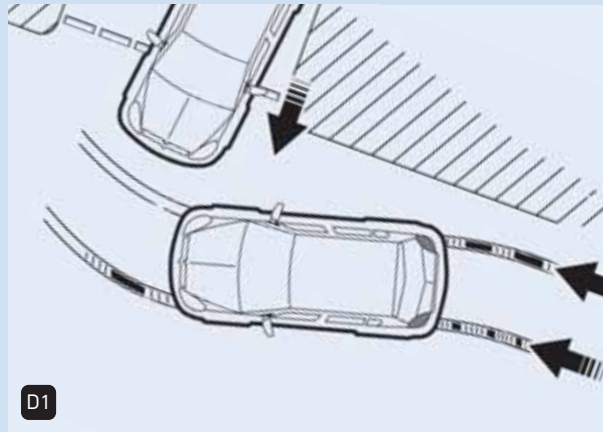
Estate loadspace dimensions millimetres (inches)

Maximum load floor length (rear seats up)	1085 (42.7)
Maximum load floor length (rear seatback down only) (A)	1819 (71.6)
Maximum luggage area height (D)	862 (33.9)
Tailgate aperture height (C)	766 (30.1)
Rear floor width (B)	1088 (42.8)
Loading height from ground level (E)	591 (23.3)

Luggage capacities* litres (cu. ft.)

	Sport Hatch	5-door hatch	Estate
Rear seats up – to top of rear seat back	312 (11.0)	350 (12.4)	470 (16.6)
Rear seats folded – to roof	1070 (37.8)	1265 (44.7)	1550 (54.7)

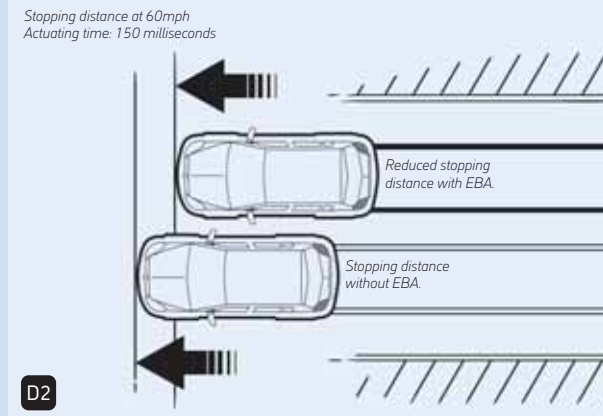
* = Measured using the ECIE method.



Anti-lock Braking System (ABS) with Cornering Brake Control (CBC)

D1. Cornering brake control makes the car easier to control in extreme situations, particularly when braking sharply on a bend. It is particularly effective when carrying out emergency procedures, such as avoiding a child's ball that's rolled out from the kerb. The system works by sensing the different rotational speeds of the individual road wheels and co-ordinating the level of braking pressure applied to each wheel. CBC is an integral part of Astra's comprehensive ABS.

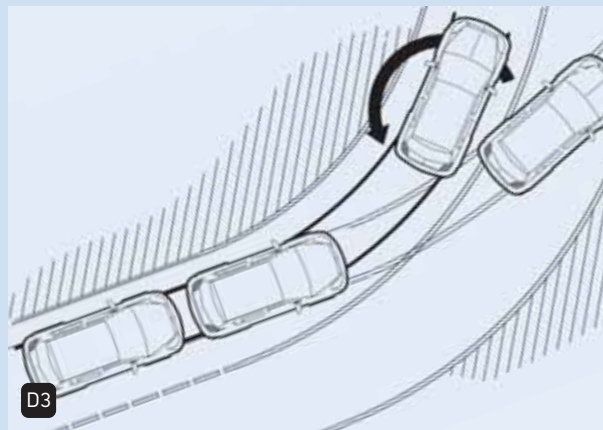
D1



Emergency Brake Assist (EBA)

D2. Emergency brake assist detects the urgency with which the brake pedal is pressed and rapidly increases the pressure to the maximum the system can provide, shortening stopping distances. It also enhances pedal feel.

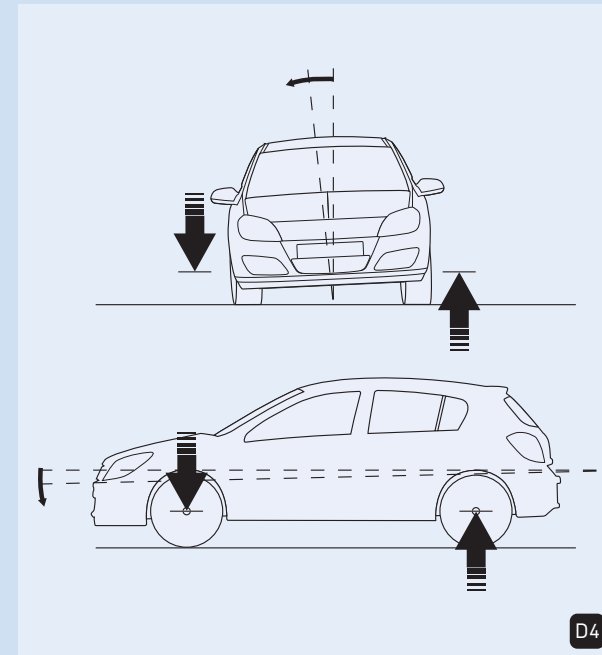
D2



Electronic Stability Programme (ESP-plus)

D3. Working in conjunction with the car's traction control system (TC-plus), ESP-plus provides enhanced yaw compensation during understeer or oversteer. The system works by monitoring the front and rear of the car, comparing their respective directions of travel going in to the bend with the input received through the steering wheel. If the vehicle starts to slide, it applies corrective braking to the appropriate wheel, or wheels, compensating for the understeer and helping you regain control more rapidly.

D3



Sport switch


The Sport switch, standard on Design 2.0i 16v Turbo and all SRi models, improves the responses of both the steering and throttle, giving the driver crisper initial acceleration and sharper, more direct turn-in when cornering. On vehicles fitted with automatic transmission, the Sport switch also controls the transmission Sport mode.



IDS-plus with Continuous Damping Control (CDC)

D4. The Interactive Driving System (IDS-plus) chassis – available on SRi and Design models – offers the Astra driver an even more sporting driving experience, thanks mainly to the electronic control of the suspension. Pressing the Sport switch activates the CDC function – CDC monitors the roll, pitch and yaw of the car, and changes the rate of damping on each wheel to optimise the handling, selectively stiffening the suspension. This means the vehicle will exhibit a reduced rate of roll and pitch, making it more responsive during direction changes and more settled during the braking/turn-in/acceleration transition when cornering. CDC is a major breakthrough in the Astra segment.

D4



Adaptive Forward Lighting (AFL)

Adaptive Forward Lighting is a sophisticated new lighting system that allows Astra drivers to see around corners. First seen on Signum and Vectra, this optional bi-xenon system employs two main functions:

Curving Light

D5. Controlled by a combination of steering wheel movement and sensors for the vehicle's speed and yaw angle, the Curving Light function allows the headlight beam to move up to 15 degrees left or right of the straight ahead position. This ensures the light is always following the trajectory plotted by the front wheels, rather than simply pointing straight ahead.

D5



Motorway Light

D6. At speeds above 65mph, AFL raises the dipped headlight beam to extend the range of vision for increased safety at higher speed. The beam automatically returns to its normal position when the car falls below that speed. Astra is one of the first cars in its class to offer such technology.

D6

VAUXHALL BY DESIGN

Styling and accessories

VXR exterior styling

- Front lower spoiler
- Rear roof spoiler
- Rear lower skirt
- Side sills
- 'V' grille logo trim (matt silver-effect)
- Door mirror covers (chrome/matt silver-effect)
- Tailgate handle (matt silver-effect)
- Door handle covers (matt silver-effect)

Irmscher exterior styling

- Front lower spoiler
- Front air dam with fog lights
- Side sills
- Rear roof spoiler
- Door handle spoilers (pair)
- Rear wing spoiler (Sport Hatch)
- Rear bumper sports insert (5-door hatchback and Sport Hatch)
- Cross hatch grilles with 'Irmscher' logo
- Side pillar trim kit
- Aluminium-effect fuel flap cover
- Sports silencers
- Uprated and lowered suspension kits¹

¹ = Not for use with towing equipment.

Irmscher interior styling

- Velour floor mats with heel protection and 'Irmscher' logo (set of four)
- Aluminium ventilation panel set
- Three-spoke steering wheel – leather/matt chrome-effect
- Stainless steel pedals (manual)
- Aluminium pedals (manual)
- Interior door sill covers with Astra lettering
- Handbrake levers
- Foldable front centre armrest
- Interior door handle covers – matt chrome-effect (pair)

Irmscher alloy wheels

- Softstar (15/16/17-inch)
- Twin Spoke (15/16/17-inch)
- Spectra Line (16-inch)
- Spectra Sports Line (17-inch)
- Sport Star (17/18-inch)
- Delta (17/19-inch)¹
- Stila (15/16/18-inch)
- Stila-polished (18-inch)
- GT Star/GT Star Titanium (19-inch)²
- Evo Star/Evo Star Titanium (18-inch)

² = Wheel arch modification may be necessary.

FlexOrganiser® system (estate)

- Side rail clip
- Flexible divider net
- Side rail hook
- Side rail strap
- Side net pocket (requires four side rail hooks)
- Side rail storage box
- Vertical divider mesh pockets (requires four side rail clips)

Exterior

- Mudflaps
- Rear parking distance sensor
- Headlight protectors
- Door wind deflectors – front (pair)
- Continental touring headlight converters

Load carriers

Roof carrier system

- Base carrier
- Bicycle carriers
- Ski/snowboard carriers
- Extendable ski carrier
- Roof boxes
- Surfboard/windsurf board carrier

Tow bar carrier system

- Tow bar mounted bicycle carrier (two bicycles)
- Extension for third bicycle

Towing

- Fixed tow bar with 12N, 12N/12S or 13-pin electrics
- Detachable tow bar with 12N, 12N/12S or 13-pin electrics
- Towing mirrors

Audio and navigation units

- Stereo radio/cassette players
- Stereo radio/CD players
- Stereo radio/CD/MP3 players
- Stereo radio/cassette/CD autochangers
- CD autochangers
- Satellite navigation systems
- Satellite navigation/stereo radio/CD player systems

Audio accessories

- Portable CD storage bag
- Portable CD storage box
- Sunvisor CD storage
- Speaker upgrade kit
- Single DIN fascia kit

Safety

- First aid kit
- Warning triangle
- Fire extinguisher – 1 or 2kg
- Temporary tyre repair kit
- High-visibility vest

Child seats³

- Vauxhall BABY-SAFE – birth to 13kg
- Vauxhall DUO ISOFIX – 9 to 18kg
- Vauxhall KID – 15 to 36kg
- Baby mirror

³ = Restrictions apply regarding the fitment and positioning of child seats. Please consult your Vauxhall retailer for further details.

Practical

- Spare bulb kit (not for AFL or xenon headlights)
- Jump leads – standard or heavy duty
- Fuel can – 5 or 10 litres
- Stretch tow rope – 2 tonne rated

Security

- Locking wheel bolts
- Steering wheel security bar
- Alarm systems

Interior – cabin area

- Contoured velour floor mats
- Velour floor mats
- Rubber floor mats
- 'Irmscher' branded floor mats
- Glovebox organiser
- Front passenger seat storage net
- Rear seat protection cover
- Sunblind – rear window (Sport Hatch and 5-door hatchback)
- Storage bag including rucksack
- Waste bag

Interior – load area

- Anti-slip mat
- Bootliner (not Sport Hatch)
- Cargo liner
- Load-restraining storage net for rear seat back
- Electrically chilled 12-litre cool bag – 230v/12v power lead for cool bag⁴ – battery guard for cool bag – extension lead (4m) for cool bag
- Boot storage box
- Load-restraining floor net (estate)
- Dog guard (estate)⁵ – fitting kit for dog guard – space divider grid for dog guard
- Vertical load-restraining net (estate)⁵

⁴ = Requires continental adaptor for use in the UK.

⁵ = Retailer-fit only.

TRUST VAUXHALL

There are more important things to life than worrying about how to finance and service your car, where to go in the event of an accident and how we go about meeting the transport challenges of the future. So when you choose Vauxhall, you can rely on us to safeguard both you and the environment around you, leaving you free to concentrate on the more important business of enjoying your car!

Protecting the environment

At Vauxhall, we take a broader viewpoint than the design, manufacture and selling of cars. We are committed to looking after the environment throughout the life cycle of the vehicle.

Our products are increasingly winning environmental awards, both through the use of more recycled materials and by becoming cleaner and more efficient. For information on Vauxhall's efforts to achieve an environmentally sustainable future, including information on Design for Recycling, take-back of End-of-Life Vehicles (ELVs), and the recycling of ELVs, see www.vauxhall.co.uk/recycling.

Looking to the future, we are also investing heavily in the biggest potential breakthrough of the next decade – the hydrogen fuel cell car.

Customer Care Commitment

Providing drivers with the highest standards of aftersales support, Vauxhall offers a three-year Customer Care Commitment* package. Highlights include:

- A one-year unlimited mileage manufacturer's warranty
- A second and third year no-fee customer option warranty to 60,000 miles from first registration
- Vauxhall Assistance for 12 months from first registration
- Six years anti-perforation warranty

* = Warranty is only available on vehicles sourced from Vauxhall Motors Ltd. Terms and conditions apply – please see your Vauxhall retailer for details.

Servicing and maintenance

The best way to maximise the performance and reliability of your Vauxhall is to have all routine servicing and maintenance carried out at a Vauxhall retailer. There are around 400 retailers nationwide.

Vauxhall Assistance

Vauxhall Assistance is operated by the AA and is provided for 12 months from date of first registration and covers everything from accidents, mechanical breakdown and flat tyres to illness while driving. With Vauxhall Assistance, help is literally just a free** phone call away, 24 hours a day, 365 days a year!

** = Mobile phone users will be charged at their standard tariff.

Vauxhall Leasing

As Vauxhall's own contract hire and fleet management operation, Vauxhall Leasing provides a one-stop-shop for competitive car and van leasing solutions – for business users and private individuals. Working with the Vauxhall retailer network, we combine the support of a national contract with the convenience of a local contact. For further information, please see your local Vauxhall retailer or call us on 0870 737 2557. Alternatively, visit our website at www.vauxhall-leasing.co.uk

Buying your car

For straightforward advice on a simple, affordable way into a new or used car ask your Vauxhall retailer. GMAC offers a wide range of finance solutions that are easy to understand, flexible enough to suit every need and convenient to arrange at your Vauxhall retailer.


In the event of an accident...

Vauxhall Accident Support is designed to help keep you mobile following an accident, providing prompt recovery to a Vauxhall Approved Accident Repair Centre where your vehicle can be repaired to a high standard. The service is free to all Vauxhall drivers. For further information **Freefone** 0800 010 304.

Sureguard protection

Should you wish to enjoy the range of benefits provided by Vauxhall Assistance for a full three years from first registration, then new Sureguard Assistance is for you. If you are a higher mileage driver or plan to keep your vehicle for longer than the standard warranty period, you need the protection of Sureguard Warranty. This provides all the peace of mind of a parts and labour warranty – including Assistance – for the duration of your cover. Sureguard Warranty and Sureguard Assistance now come with the added peace of mind of Sureguard MOT Warranty. For details contact your local Vauxhall retailer or call 0870 752 7020.

Specialist Mobility advice

 Motability accredited Vauxhall retailers can provide special mobility help and advice. Blue badge holders are entitled to very favourable discounts when purchasing new vehicles. For full details contact your local Motability accredited Vauxhall retailer or **Freefone** 0800 731 5267.

For more details on the accessory range pick up the latest Car and Accessory Price Guide or visit: www.vauxhall.co.uk/accessories



Detachable tow bar.

Vauxhall KID child seat.

Stila alloy wheel.



USEFUL CONTACTS

- Vauxhall Mobility
- Vauxhall Military/Diplomatic Sales
- Vauxhall Rental
- Fleet Support
- Vauxhall Accident Support
- Sureguard extended warranty
- Vauxhall Insurance
- Vauxhall Leasing

0800 731 5267
0870 442 1580
0870 442 1567
0870 010 0651
0800 010 304
0870 752 7020
0870 024 0240
0870 737 2557

For more information...

For a brochure on any Vauxhall model (up to a maximum of three per caller) or location of your nearest Vauxhall retailer please **Lo-call 0845 600 1500**.

Alternatively, details can be found on our website at www.vauxhall.co.uk