




Entrance Gates and Auto-Gates



All Jakcured timber is
guaranteed for 25 years



Residential Auto-Gates



Automated Entrance gate in operation

- No gates left open!
- Your family and pets will be safe and secure
- Increased personal security with gates operated from the safety of your car
- Increased privacy - no uninvited visitors
- Greater convenience and improved quality of life
- Safety devices as standard
- Various control options
- Variable closing time up to 3 minute delay
- Mains or battery back up option
- Gates can be locked in open or closed position
- Expert advice and technical back up

Auto-Gates mean increased security and convenience

The many advantages of automated gates are now widely recognised by residential users. They bring security against intruders, all-weather ease of operation and prestige.

Help is at hand...

Sometimes choosing the right gate for a situation is hard enough, so the prospect of successfully navigating your way through the pros and cons of which automatic gate operator to choose, can be seem far too daunting to contemplate. We realise this, which is why we see it as our responsibility to guide you smoothly through the process. Some of our competitors are happy to sell you a gate automation kit and then run! But here at Jacksons we'll talk to you about the best operator to suit your gate and which devices you need, be they push button remote control handsets, or audio entry systems, that will make the gate open for you and your visitors.



Quality guaranteed

Your Jacksons Auto-gate will be fitted by fully qualified Jacksons staff to ensure satisfactory working. And rest assured, like all Jacksons products, Auto-gates are simply the best quality and most advanced components available. We are so confident we offer a **25 month guarantee on all parts and that even includes installation too. In addition you will have the equipment serviced three times at no charge.**

On the next two pages we have set out the various gate operators, access control options, and additional safety devices that are available that we hope will help your dream of having an automatic gate become reality.

So Don't Forget! if there's anything you need advice about we're just a phone call away: FREEfone 0800 41 43 43

Auto-Gates Technical & Control Options

Mains & battery back-up as standard

Entrance gates can be operated by remote control or push-button with variable time delay before closure. Additional safety measures include infra-red photocells to sense any obstruction.

Operated by rear mounted ram or concealed underground mechanism. Single leaf widths up to 3.6M. Mains powered with battery back up.



Mercury ram

Mercury Ram

For single leaf bar gates up to 4.5m (6m double leaf). Solid infill gates up to 2.5m wide (5m double leaf). With max 115 degree opening. 240v mains powered or with 24v transformer and battery back-up.



Automated Level Top Ornamental sliding gate with a Jupiter operator

Jupiter sliding gate operator

Rack and pinion drive for sliding gates with controller for gates up to 12m (20m double leaf). Heavier models available for heavy duty industrial use, weather resistant and virtually maintenance free.



Neptune operator



Neptune Operator

This operator is ideal for residential use, it is a rear mounted heavy-duty cranked arm for gates up to 3.6m (7.2m double leaf). Ruggedly built to operate in the most difficult conditions. With max 135 degree opening, with 24v transformer and battery back-up.

Orion Barriers

Traffic barriers are not something usually associated with residential or domestic situations, however they are becoming more common as "gated communities" become more widespread. These self-contained operators are suitable for continuous operation, with hinged arms up to 4.5m and rigid arms up to 10m. 240v mains powered or with battery back-up for up to 4.5m arms.

Car height post with digipad and card reader (right)




Earth underground operator

Underground gate operators can be completely hidden when appearance is all important. Suitable for heavy-duty use up to 4m (8m double leaf). Optional max 180 degree opening, with 24v transformer and battery back-up.

Auto-Gates Technical & Control Options

Here we have set out a selection of "gadgets and devices" that give you the control to open and close your gates at the press of a button. As with all of our products we are here to help you decide which is for you, so if there's something that you don't understand we'll be happy to advise on the various functions and applications.



Selection of stop-start switches



Fireman's override switch



Remote control handsets designed to give maximum security because of the enormous number of combination codes. DTI approved



Radio Receivers
Single channel and Multi-channel available



Audio Entry System and illuminated key pad



Telecom compatible audio intercom



Video Entry System



Handset for audio entry system with release button



Magnetic lock

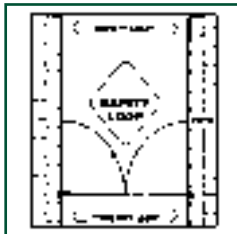
Additional Safety Options

Any gate or barrier that moves automatically is a potential danger to people and vehicles that could unwittingly be in its path. That is why the Jacksons team are committed to providing only the most advanced equipment that has safety features fitted as standard.

Here are some additional devices that can provide even more safety and increase awareness to hazards.



Manual release for Earth Operator
This essential safety feature is very easily accessible should it be necessary to release the gates.



Ground loops for automatic free exit or as a safety device



Photocell infra-red safety system for gates



Flashing light to indicate gate operation

Courtyard Gates



E
N
T
R
A
N
C
E

G
A
T
E
S

&

A
U
T
O
-
G
A
T
E
S



Hythe Gates

- All timber used throughout is superior quality Jakcured softwood guaranteed for 25 years
- Gates have integral hinges for maximum flexibility on site
- Made in four classic styles
- Tongue'n'Groove style panels to match
- Galvanized internal frame to eliminate twisting and warping common in other designs of courtyard gate



Rye Gates

Our designs incorporate a galvanized steel internal frame for extra strength and durability. This eliminates twisting and warping which is common in other Courtyard style gate designs.



Tongue'n'Groove effect panels to match the Courtyard Gates are shown on page 14 & 15.

The gates have integral hinges that give maximum flexibility on site.

We can also design and build gates to your specification and would be happy to provide quotes accordingly.



Courtyard Gates



Sandwich Gate

- Easily automated for added convenience and security
- All fittings and fixings galvanized or stainless steel
- Can be supplied with wall plates for hanging on existing brickwork
- Clad on both sides, so they look good from both inside or outside
- Gates are supplied with galvanized metal posts as standard, additional polyester powder coating available in black or brown



Rye Gate (rear view showing metal posts).



Winchelsea Gate rear view

Wall plates can be supplied to hang the gates on existing brickwork, providing it is in good condition, or for new installations we recommend galvanized posts with extended hinges that the pier can be built around.

Wooden casing can be supplied to cover the galvanized gate posts, to give appearance of wooden posts - please ask for details.

Railing Panel Courtyard Gates



Railing Panel Courtyard Gates

New Railing Panel Courtyard Gates

This unusual new design takes our courtyard gates to a new dimension. As with all our courtyard range these gates have been designed and craftsman built using the highest quality Jakkured softwood.

The railing panel gates have been inspired by our new railing topper panels, featured on page 16 in this Good Fencing Guide. They also combine metal and wood to great effect.



Panel detail showing decorative collars on the bars



single leaf Railing Panel Courtyard gate

As you can see these gates have an attractive panel inset in the the top third of the gate's leaves. Simple yet effective collar motifs on alternate bars add an elegant touch.

Specification

The inset panel is constructed from 10mm vertical bars spaced at 110mm centres with 40mm ornamental collars on alternate bars. The 25mm frame is rebated into the top and bottom rails to give a neat finish. Galvanized steel with a black polyester powder coating.

Ornamental Gates



Arched Top Ornamental swing gates (style A)

- Two classic designs to choose from with two style variations
- Corrosion free hot dip galvanized finish
- Additional colour coatings
- Easily automated for added security and convenience



Arched Top Ornamental swing gates (style A)



Single Ornamental gate (style A)

Finished to stay looking good

Constructed in corrosion-free hot dip galvanized steel which is virtually unaffected by weather. They are usually supplied with an additional polyester powder coating, in a choice of standard colours, green, black, white, blue or grey. (other colours on request).

We reserve the right to alter specifications in accordance with our policy of continuous improvement.

For metric/imperial conversion chart see page 115



Ornamental Gates



Level Top Ornamental swing gates

Traditional Design

These handsome steel gates of traditional design will grace the approach to any property from stately home to trendy town house, prestigious offices or public institutions.

Two designs


Arched Top Ornamental gate

Level Top Ornamental gate

With two styles:

Style A : short additional pales with a finial top have been inserted between the usual pales at the bottom of the gate.

Style B : decorative rings are inserted between the pales at the top and the bottom



Level Top Ornamental sliding gate automated (Style B with decorative rings top and bottom).

If you let us know the width of your gateway, height of gate and design type and whether for it's manual or automatic operation, we will supply you with a quotation without obligation.

For extra security and convenience consider **Gate Automation** see pages 54 - 56.

FREEfone Helpline 0800 41 43 43 Mon - Sat 8.00am - 5.30pm

Timber Sliding Gates



Front view of Timber Sliding gate

- All timber used throughout is superior quality Jakcured softwood guaranteed for 25 years
- Automated as standard for ease of opening, manual also an option
- Galvanized fittings for extra long life
- Superior planed finish with tongue and groove style infill
- Two styles of gate; with or without a track
- Good for use when space is at a premium



Rear view of Timber Sliding gate fully closed

The Jacksons Timber sliding gates are very much in the same vein as our top quality Courtyard gates, the main difference are they are sliding gates and they are automated as standard (with the option of manual operation for smaller gates).



Rear view of Timber Sliding gate opening

Gates without a track

The gate frame 100 x 65mm with a tongue'n'groove infill, 100 x 25mm boards 'V' jointed clad both sides the gates are supported on two 150mm square posts and the gates slides on a

60mm tube that is fixed to the gate through special adjustable rollers that ensure a smooth operation.

The top of the gate is supported on a channel through two pairs of rollers. The gate closes into guides on a 100mm catch post.

The support posts and the catch post are fitted with base plates for bolting to foundations and are heavily galvanized to give a long life. The standard automation equipment supplied is a motor and controller, radio receiver and transmitters, and two pairs of photocells. Other methods of control are detailed on the automation pages of this brochure (pages 54 - 56)

Automation offers the most reliable and safe option for opening/closing sliding gates.

For metric/imperial conversion chart see page 115



Front view of Timber Sliding gate which has the appearance of a pair of Hythe Courtyard gates in natural Jakcured finish.

Jacksons Timber Sliding gates are built to your requirement and specification, we are happy to provide quotes accordingly.

Prior to manufacture we will provide fully detailed drawings for your approval.



Top guide roller and post detail

Posts are supplied galvanized, or galvanized and powder coated in a range of colours.



Gate in open position with view of control box



Bottom support structure detail

Gates with a track

The gate frame 100 x 65mm with a tongue'n'groove infill, 100 x 25mm boards 'V' jointed clad on one side. The timber gate is fitted to a 200 x 100mm hollow section fitted with two heavy duty wheels that run on a track that is set in concrete. The gate is supported with 3 hooped columns that are bolted to the concrete foundations.



Closing posts with two pairs of photocells

Entrance Gates (wide & narrow)



Entrance Gate (wide) shown above painted white. Supplied natural Jakkured finish

- All timber used throughout is superior quality Jakkured softwood guaranteed for 25 years
- The timber is machined to a standard size, stop chamfered and planed
- All joints are morticed and tenoned
- All rail and cross bracings are bolted with stainless steel bolts
- Traditional attractive designs

Entrance Gates (wide)

Specification (1.8 - 3.6m wide)

Gates are 1.2m high except for the hanging stile which is 1.5m. Hanging Stile 125 x 75mm, Slam Stile 75 x 75mm, Top Rail is 100 x 75mm and under rail and cross braces 75 x 25mm. Supplied in natural Jakkured finish.

Right hand hanging when viewed from the front (opposite hanging available at no additional cost). Entrance gates are not stocked items, they are made to order.

Additional items required for hanging a single wide entrance gate; Galvanized fittings, Hinge set, Spring catch fitted & 2.1m, 175 x 175mm Hanging post and 2.1m, 150 x 150mm Shutting post (planed finish) **add £94.55**

Wide Entrance Gates

Length	Ref.	Price
1.8m	2631	£133.85
2.1m	2632	£143.35
2.4m	2633	£154.00
2.7m	2634	£161.75
3.0m	2635	£169.25
3.3m	2636	£176.80
3.6m	2637	£183.55

Entrance Gates (narrow)


Specification (0.9 - 1.5m wide)

Single cross braced. Gates are 1.2m high except for the curved hanging stile which is 1.5m and slam stile 75 x 75mm. Top rail is 100 x 75mm.

Left hand hanging when viewed from the front. (opposite hanging available at no additional cost).

Narrow Entrance Gates

Length	Ref.	Price	Additional items required for hanging a single narrow entrance gate; Galvanized fittings, Hinge set, Spring catch fitted & two 2.1m 150 x 150mm gate posts (planed finish).
0.9m	2628	£93.70	
1.2m	2629	£101.25	
1.5m	2630	£108.10	£85.60



Entrance Gate (narrow) painted white.

For information on post and hinges see pages 66, 67 and 68.

For metric/imperial conversion chart see page 115

FREEfone Helpline 0800 41 43 43 Mon - Sat 8.00am - 5.30pm

Uni-Gates - for the Drive or Field



Uni-Gate front view as supplied in natural Jakcured finish.

- Our Uni-Gates are called this as they are 'Universal' which means they can be hung as right or left handed
- Designed with heavy top rail over entire width for extra strength
- All timber used throughout is superior quality Jakcured softwood guaranteed for 25 years
- New Planed finish
- Both hanging and slam stiles are drilled to allow gates to be hung on the left or right

- Rail and brace crossings are bolted with stainless steel bolts
- Top bars are chamfered
- Cross braced for extra strength
- All joints are morticed and tenoned



Narrow Uni-Gates

Uni-Gates

Specification (0.9 - 4.2m wide)

Gates are 1.27m high overall. Top rail 100mm x 75mm, under rail and cross braces 75 x 25mm. Hanging and slam stiles (rounded top) 100 x 75mm. With both stiles drilled to allow gates to be hung on the left or the right. Supplied in natural Jakcured finish.

Additional items required to hang single gate; Galvanized fittings, Hinge set, Spring catch fitted, 2.1m, 175 x 175mm Hanging post & 2.1m, 150 x 150mm Shutting post **add - £87.75**

Planed gate posts are also available please ask for details



Uni-Gate is ideal in many situations including the field

Wide Uni-Gates

Length	Ref.	Price each
2.4m	2555 ●	£81.35
2.7m	2566 ●	£90.35
3.0m	2577 ●□	£97.25
3.3m	2588 ●	£103.00
3.6m	2599 ●□	£110.80
3.9m	2560 ●	£116.25
4.2m	2561 ●	£124.60

Narrow Uni-Gates

Length	Ref.	Price each
0.9m*	2550 ●	£41.50
1.05m*	25509 ●	£45.70
1.2m	2511 ●□	£51.00
1.5m	2552 ●	£56.70
1.8m	2553 ●	£62.85
2.1m	2554 ●	£70.40

*with a single brace

Galvanized fittings and Gate Accessories

Spring Catch Set (HJK)

Ref.	Price Each
2713 ●	* £8.25

Spring Catch Set
for use as an alternative to K (HJL)

27135 ●	* £8.25
---------	---------

Hinge Set with adjustable bottom hinge for wooden posts (ABCD)

2718 ●	* £13.95
--------	----------

Hinge Set with hooks to build into brickwork (ACG)

2741 ●	* £28.90
--------	----------

Hinge Set with double swing rocker bottom hinge for wooden posts (E)



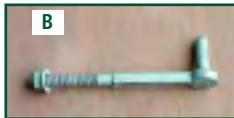
3501 ●	* £71.95
--------	----------

Pair Hooks on 100mm plate 19mm pin (M)

4384 ●	* £9.85
--------	---------

Pair of Hinge Hooks for concrete or wooden posts from 150 - 250mm (extra long) (F)

4385 ●	* £15.35
--------	----------



For additional gate fittings see pages 109 and 110

FREEfone Helpline 0800 41 43 43 Mon - Sat 8.00am - 5.30pm

☐ BEST BUYS

● STOCK ITEMS

All prices shown exclude VAT

* INCLUDES FIXINGS

Galvanized fittings and Gate Accessories

Wrought Heavy Latch for gates with rocker bottom hinge (N)

Ref.	Price Each
3510 ●	* £19.70

Gate Catch to fix in cement with wear plates (O)

3511 ●	* £25.95
--------	----------

Gate Catch with wooden stump and wear plates 1.8m x 100 x 100mm to support full height of gate and catch on 2nd rail down for use on Entrance and Uni- Field gates (P)

3518 ●	* £25.95
--------	----------

Universal Hold Back Catch for wood or metal gates with wear plates (Q)

2720 ●	* £20.95
--------	----------

Loopover Catch complete with bolt (for connecting two gates) and staple (R)

2714 ●	* £7.50
--------	---------

Loopover Catch complete with bolt (for connecting two gates) and staple with extra knob (S)

27141 ●	*£8.50
---------	--------

Auto Catch with striker (T)

4383 ●	*£9.95
--------	--------

Drop Bolt (U)



3514 ●	* £7.50
--------	---------

Gate Lock (V)

2726	£9.81
------	-------

Fitting irons to gates

2717 ●	£7.50
--------	-------



For metric/imperial conversion chart see page 115

☐ BEST BUYS

For quantity discounts see inserted sheet

● STOCK ITEMS

Jakcured Gate Posts

Jakcured Gate Posts

Square with tops shaped four ways. **NEW** The gate hanging posts are stress relieved by having a saw cut in the middle of one side allowing the timber to move as it dries out or swells according to the weather, thus avoiding unsightly splits. The Hanging Posts should be placed so the stress relieving cut is at 90° to the gate hooks. **For ballast & cement see page 108.**

Hanging Posts for field gates	Section
Length	
2.1m Sawn finish	175 x 175mm
2.1m Planed finish	175 x 175mm
2.1m Sawn finish	150 x 150mm
2.1m Planed finish	150 x 150mm

Slam Posts	
2.1m Sawn finish	150 x 150mm
2.1m Planed finish	150 x 150mm

Gate Posts for special gates	
2.4m Sawn finish	175 x 175mm
2.4m Planed finish	175 x 175mm
2.4m Sawn finish	150 x 150mm
2.4m Planed finish	150 x 150mm
2.75m Sawn finish	175 x 175mm
2.75m Planed finish	175 x 175mm

Wall Plates	
1.8m Sawn finish	100 x 75mm
2.4m Sawn finish	100 x 75mm

Ref.	Price Each
2724 ●	£33.35
82724 ●	£36.90
2740 ●	£24.70
82740 ●	£27.95
2740 ◻	£24.70
82740 ●	£27.95
2738 ●	£38.15
82738 ●	£41.80
2739 ●	£28.10
82739 ●	£31.55
27388 ●	£43.55
827388 ●	£47.35
2280 ●	£6.90
2281 ●	£9.10




Centre Gate Stops

450x115x150mm	
For use with 75mm gates	92711 ● £12.75
For use with Courtyard gates 65mm	92712 ● £12.75

Magnetic Latches & Self-Closing Adjustable Hinges

The **Pull Latch** (right) is a general all purpose latch suitable for gates that do not require the security of a keyed lock.



The **Vertical Pull Latch** (above) is ideal for gates that need to always to be closed, for example swimming pool gates and where you need to confine pets.

The **Extended Pull Latch** (above) is the same as the Vertical Pull Latch, but the handle has been extended to ensure toddlers can not reach the latch.

Self closing Adjustable Hinge

This new hinge (above) gives vertical and horizontal adjustment with the stainless steel spring ensuring that the gates always closes. We recommend that it is used with the magnetic latch range, for gates up to 1.5m

Ref	Price
3544 ●	£40.26
35441 ●	£29.90
3542 ●	£15.76
3543 ●	£41.66
3545 ●	£43.76

◻ BEST BUYS

For quantity discounts see inserted sheet

All prices shown exclude VAT

● STOCK ITEMS