



ARC'TERYX

FALL / WINTER 2006



At ARC'TERYX® we are dedicated to a founding principle—improving product performance through technical innovation. We have altered the landscape of the outdoor industry by introducing revolutionary innovations such as our VAPOR™ thermoforming technology, WATER TIGHT™ ZIPPERS, micro 1/16"/3mm seam allowances and TINY TAPE seam tape, laminated construction techniques and modern SOFTSHELL textile development. As a result of our obsession with improving the smallest of details, we have reengineered and redefined entire product categories, and consistently created superbly functional products with superior fit and distinctive ARC'TERYX aesthetic.

Moving beyond the edge of the established design frontier, we consistently break new ground with unconventional design concepts and advanced construction techniques. Each new development further stimulates the evolutionary process, expanding our creative horizon and initiating a new cycle of innovation. At ARC'TERYX, we are driven by evolution in action, working passionately to advance every aspect of product performance.

# TABLE OF CONTENTS

## Harnesses

- 4 Vapor
- 4 Vapor Fitted
- 4 Zzril
- 5 Verro
- 5 Targa
- 5 Isis
- 5 Chalk bags

## Backpacks

- AC<sup>2</sup>
- 9 Naos 45
- 9 Naos 55
- 10 Naos 70
- 10 Acrux 40
- 11 Acrux 50
- 11 Acrux 65
- Technology: *AC<sup>2</sup> Pack Development*
- Trekking
- 15 Bora 35
- 15 Bora 50
- 16 *Bora Suspension*
- 16 Bora 62 & 65
- 17 Bora 75 & 80
- 17 Bora 95
- Ascent Series
- 18 Needle 35 & 45
- 19 Needle 55
- 19 Needle 65
- 20 Nozone
- 20 RT25
- 21 RT35
- 21 RT45

## Descent Packs

- 23 YoYo
- 23 Quiver
- 24 Khamski
- 24 Borea
- 25 M20
- 25 M30
- 25 M40
- 26 Technical Details: *Packs*
- Day Series
- 28 Arro I6 & 22
- 28 Spear 20 & 24
- Endorphin Series
- 29 Q5 & Q10
- 29 Razor I0, I5 & 20
- Travel & Accessories
- 30 Blade I3 & 21
- 30 Duffles
- 30 Urban Fanny
- 30 Accessory Pocket
- 30 Pack Cover
- 30 Knee Caps

## Ascent

- GORE-TEX® XCR®
- 35 Alpha SV Jacket
- 35 Alpha LT Jacket
- 36 Alpha AR Suit
- 36 Theta AR Jacket
- 37 Beta AR Jacket
- 38 Alpha SV Bib
- 38 Theta SK Pant
- 39 Theta LT Pant
- 39 Alpha LT Pant
- 39 Beta AR Pant
- Insulated Outerwear
- 41 Fission SV Jacket
- 41 Fission AR Jacket
- WINDSTOPPER® Loft
- 42 Fission LT Hoody
- 43 Fission LT Jacket
- 43 Fission LT Pant
- 44 Technical Details: *Hardshells*
- GORE-TEX® PACLITE®
- 47 Alpha SL Jacket
- 48 Alpha SL Pant
- 48 Beta SL Jacket
- 49 Theta SL Jacket

## Ascent Softshells

- Hybrids
- 55 Alpha SV Suit
- 55 Alpha Comp Hoody
- WINDSTOPPER®
- 56 Sigma SV Jacket
- 57 Sigma AR Jacket
- 57 Sigma LT Jacket
- Polartec® Power Shield®
- 58 Gamma MX Jacket
- 59 Gamma MX Hoody
- 59 Gamma MX Pant
- 60 Gamma SV Jacket
- 60 Gamma SV Vest
- 61 Easyrider Jacket
- 61 Gamma Salopette
- Stretch Wovens
- 62 Gamma LT Pant
- 62 Gamma AR Pant
- Polylamines
- 63 Epsilon SV Jacket
- 63 Epsilon AR Jacket
- 64 Technical Details: *Softshells*

## Insulation

- Peak Layer
- 68 Delta SV Jacket
- 69 Delta AR Jacket
- 69 Tau AR Pullover
- 70 Tau Pant
- 70 Delta AR Zip
- 71 Delta LT Zip
- 71 Delta Jersey
- 72 Technical Details: *Insulation*
- Base Layer
- 74 Rho AR Top & Bottom
- 75 Rho LT Zip & Bottom
- 76 Rho LTW Zip & Bottom
- 76 Rho SL Cross Neck
- 77 Rho SL Crew Long Sleeve
- 77 Rho SL Bottom

## Descent

- Descent Hardshells
- 81 Sidewinder SV Jacket
- 82 Sidewinder AR Jacket
- 83 Stingray AR Jacket
- 83 Stingray AR Pant
- 84 Minuteman Bib & Pant
- 84 Patriot SV Jacket
- 85 Scorpion Jacket
- Technology: *CMH® Heli-ski Uniform*
- Descent Softshells
- 89 Matador Jacket
- 89 Hades Jacket & Vest
- 90 Seeker Comp Jacket
- 90 Seeker Pant
- 91 Covert Jacket
- 91 Trident Hoody
- Descent Insulation
- 92 Maverick AR Jacket
- 93 Sniper Zip & Stiletto Zip
- 93 Apache AR Zip
- Accessories
- 98 Gloves
- 100 Tuques, Hats & Other

## 24

- 104 Regent Cardigan
- 104 Diplomat ST
- 105 Gothic Hoody
- 105 Gothic Cardigan
- 106 Fugitive Hoody
- 106 Accomplice Jacket
- 107 Emissary Hoody
- 107 Emissary Raglan Short Sleeve
- 108 Delegate Pant, Capri & Short
- 109 Alibi Pant, Capri, Long & Short
- 110 Gamut Pant, Capri, Long & Short
- 111 Operative T Long Sleeve
- 111 Operative T Short Sleeve
- 111 Operative Tank
- 112 Covert Hoody
- 112 Covert Collar Zip
- 113 Covert Crew
- 113 Covert Cardigan
- 114 Logo T Short Sleeve
- 114 Logo T Long Sleeve
- 115 Basic T Short Sleeve
- 115 Burnt T Short Sleeve
- 115 Venus Tank

## Traverse

- Endorphin
- 118 Accelero Jacket
- 118 Velox Jacket
- 119 Velox Pants
- 119 Switchback Shirt
- 119 Switchback Pant
- Trail
- 121 Squamish Windshell
- 121 Access Pant & Short
- 121 Palisade Pant, Capri & Short
- 122 Ether Crew Long Sleeve
- 122 Ether Crew Short Sleeve
- 123 Blaze Comp Shirt
- 123 Blaze Zip Long Sleeve
- 124 Blaze Zip Short Sleeve
- 124 Blaze Tank
- 124 Blaze Crew Short Sleeve
- Information
- 128 Consumer Info
- 129 Fit information

HARNESSES

VAPOR

VAPOR FITTED

ZZRIL

VERRO

TARGA

ISIS

CHALKBAGS



A harness should mimic the 3-D shape of the human form and deliver support across the entire harness assembly. With our VAPOR thermoforming construction technique we are able to replicate the contours of the climber's anatomy, resulting in a unified harness structure that delivers luxurious comfort and support. With gender-specific models and discipline dictated features, each harness is a study in timeless perfection.

**DESIGN:** Sculpted into shape, the VAPOR fits like no other harness. Engineered with tapered thickness, internal seams, and fleece-lined adjustable leg loops, it takes climbing comfort into a third anatomical dimension.

**FEATURES:** CEN approved • Four gear loops • Haul loop • Seamless waist and leg loop construction • SUREFIT™ 3"/50MM leg loops • VAPOR technology: harness tapers in width and thickness to the front of waist and legs

**CONSTRUCTION:** Evazote 50™ • Senior ballistics outer surface • Microfleece inner surface

WOMEN'S WEIGHT	XS, S, M, L, XL 283 GRAMS / 10 OZ
MEN'S WEIGHT	XS, S, M, L, XL 340 GRAMS / 12 OZ

**DESIGN:** An all-round harness for all shapes and sizes. The VAPOR FITTED precisely fits to form by interchanging loops that match thigh and waist circumference. Internal seams and tapered thermo-forming ensure the highest level of comfort.

**FEATURES:** CEN approved • Four gear loops • Seamless waist and leg loop construction • Haul loop • Interchangeable leg loops • VAPOR technology: harness tapers in width and thickness to the front of waist and legs

**CONSTRUCTION:** Evazote 50 • Senior ballistics outer surface • Microfleece inner surface

SIZES WEIGHT	XS, S, M, L, XL 340 GRAMS / 12 OZ
--------------	--------------------------------------

**DESIGN:** The performance-driven ZZRIL is stripped for sport. Seamless construction and tapered thickness create a comfortable byproduct of VAPOR technology. Fleece lining softens the edge of this high-wire performer.

**FEATURES:** CEN approved • Seamless waist construction • Precision fit leg loops • Seamless leg loop construction • Two gear loops • VAPOR technology: harness tapers in width and thickness to the front of waist and legs

**CONSTRUCTION:** Evazote 50 • Senior ballistics outer surface • Microfleece inner surface

SIZES WEIGHT	XS, S, M, L 280 GRAMS / 10 OZ
--------------	----------------------------------

**DESIGN:** Goal-focused alpinists appreciate the range of this big mountain harness. Tech fit, low-bulk belt and quick-release leg loops adapt to thick layers of apparel. With dual ice devices and four gear loops to help rack it up.

**FEATURES:** CEN approved • Buckle adjustable leg loops • Four gear loops • Haul loop • Microfleece inner surface • Quick release leg loop straps • Seamless waist construction • Sewn-through leg loop construction • Two ICE DEVICES • VAPOR technology: harness tapers in width and thickness to the front of waist and legs

**CONSTRUCTION:** Evazote 50 • Senior ballistics outer • High quality microfleece inner surface

SIZES WEIGHT	XS, S, M, L, XL 425 GRAMS / 15 OZ
--------------	--------------------------------------

**DESIGN:** The ready-to-rock TARGA is tailored for versatility. SUREFIT leg loops give a definitive fit, and all four gear loops are dimensionally tweaked for steeper rock and easy accessibility. Thick through the back for added support, the loops and belt support all modes of climbing.

**FEATURES:** CEN approved • Belt and leg loops are thicker at the back for extra support • Four gear loops • Haul loop • SUREFIT 3"/50MM adjustable leg loops

**CONSTRUCTION:** Evazote 50 • 500D nylon outer surface • Microfleece inner surface

SIZES WEIGHT	XS, S, M, L, XL 368 GRAMS / 13 OZ
--------------	--------------------------------------

**DESIGN:** Anatomical distinction by gender is a recurring theme of the graceful women's ISIS. SUREFIT leg loops fit strong feminine thighs, tapered VAPOR shape lends comfortable support and drop-style loops make "going" on the climb easier.

**FEATURES:** CEN approved • Belt and leg loops are thicker at the back for extra support • Four gear loops • Haul loop • Quick release leg loop straps • SUREFIT 3"/50MM adjustable leg loops

**CONSTRUCTION:** Evazote 50 • 500D nylon outer surface • Microfleece inner surface

SIZES WEIGHT	XS, S, M, L, XL 340 GRAMS / 12 OZ
--------------	--------------------------------------

**DESIGN:** Dip into our bomber chalk sacks to keep your digits dry.

**ION:** A mid-volume all-rounder with a micro-suspended rim.

**VOODOO:** Patterned after the ION, but made with mesh and leather.

**CYLINDER MID:** Classical in shape, micro-rimmed and sized perfectly for chalk balls.

**CYLINDER LARGE:** Curved bottom allows for full-hand fat dips on big routes.

**CHALK BAG BELT:** Hang the bag of your choice with a 5/8"/16MM web belt.

## BACKPACKS

Our pack construction methods and technical materials are chosen for their unique properties, and each design is refined for a specific application. All of our packs utilize VAPOR thermoforming technology to create anatomical shaping of the backpanels, shoulder straps and hipbelts. With activity-specific features such as waterproof 420<sup>ACT</sup> fabric on our NAOS AC<sup>2</sup> trekking series, or quick release ski attachments and a shovel pocket on the KHAMSKI ski pack, we have detailed each one for a unique outdoor adventure.





Challenging the conventional model of backpack construction, our AC<sup>2</sup>—ADVANCED COMPOSITE CONSTRUCTION—packs represent a new standard in design concept and execution. Minimalism and high-technology form a symbiotic bond with our waterproof 420<sup>ACT</sup> fabric, allowing us to laminate components directly to the pack material and produce 100% waterproof packs. Our NAOS trekking packs feature radially formed shoulder straps and hipbelts, and a pivoting LOAD TRANSFER DISC™ to provide unparalleled support and comfort. For light and fast ascents, the ACRUX packs have strippable top lids and BINARY HIPPODS™, creating a lightweight weatherproof alpine pack. Padded flush-mounted backpanels and laminated shoulder straps allow the pack to ride close to the climber's body. Through engineered simplicity, our AC<sup>2</sup> packs provide a new level of comfort and performance.



DESIGN: The smallest of the NAOS series, this pack is full of functional features and contains no fluff. Radially formed shoulder straps and hipbelt, in conjunction with the Spacermesh cushioned MONOFRAME and rotating LOAD TRANSFER DISC, create the most comfortable carrying system around.

FEATURES: ROLLTOP™ closure • Fully seam sealed • Hydration bladder pocket • Laminated map pocket • Laminated moulded AC<sup>2</sup> FUSION POINTS™ • LOAD TRANSFER DISC • MONOFRAME backpanel • Pigment dyed WATER TIGHT ZIPPERS • Radially formed BINARY™ hipbelt • Radially formed shoulder straps • Removable WATER TIGHT top lid • Side access kangaroo pocket • Four external compression straps • Waterproof HYDROPORT™ • 3D shaping

CONSTRUCTION: 420<sup>ACT</sup> fabric • Spacermesh • Kydex framesheet • 606I aluminum stays

	WEIGHT	NORMAL LOAD	EXTENDED LOAD
SHORT	1.8 KGS / 4 LBS	2500 CU IN / 41 L	3050 CU IN / 50 L
REGULAR	1.9 KGS / 4 LBS 3 OZ	2960 CU IN / 44 L	3230 CU IN / 53 L
TALL	2.1 KGS / 4 LBS 10 OZ	2870 CU IN / 47 L	3420 CU IN / 56 L



DESIGN: Made with revolutionary 420<sup>ACT</sup> pack material, this pack will keep your load dry. More than a conventional drybag, it also carries comfortably with the frictionless LOAD TRANSFER DISC, features a side access kangaroo pocket for easy entry, and includes extra side straps to hold skis, tools or equipment.

FEATURES: ROLLTOP™ closure • Fully seam sealed • Hydration bladder pocket • Laminated map pocket • Laminated moulded AC<sup>2</sup> FUSION POINTS™ • LOAD TRANSFER DISC • MONOFRAME backpanel • Pigment dyed WATER TIGHT ZIPPERS • Radially formed BINARY™ hipbelt • Radially formed shoulder straps • Removable WATER TIGHT top lid • Side access kangaroo pocket • Six external compression straps • Waterproof HYDROPORT™ • 3D shaping

CONSTRUCTION: 420<sup>ACT</sup> fabric • Spacermesh • Kydex framesheet • 606I aluminum stays

	WEIGHT	NORMAL LOAD	EXTENDED LOAD
SHORT	2 KGS / 4 LBS 6 OZ	3230 CU IN / 53 L	3780 CU IN / 62 L
REGULAR	2.1 KGS / 4 LBS 10 OZ	3420 CU IN / 56 L	3970 CU IN / 65 L
TALL	2.2 KGS / 4 LBS 14 OZ	3600 CU IN / 59 L	4150 CU IN / 68 L

NAOS 70



ACRUX 40



ACRUX 50



ACRUX 65



DESIGN: Carrying a large load has become much easier with the NAOS 70. The anatomically structured hipbelt hinges on the innovative LOAD TRANSFER Disc, which is directly linked to the fully integrated MONOFRAME backpanel connecting load to hiker like never before.

FEATURES: ROLLTOP closure • Fully seam sealed • Hydration bladder pocket • Laminated map pocket • Laminated moulded AC<sup>2</sup>FUSION POINTS • LOAD TRANSFER DISC • MONOFRAME backpanel • Pigment dyed WATER TIGHT ZIPPERS • Radially formed Binary hipbelt • Radially-formed shoulder straps • Removable WATER TIGHT top lid • Side access kangaroo pocket • Six external compression straps • Waterproof HYDROPORT • 3D shaping

CONSTRUCTION: 420<sup>ACT</sup> fabric • Spacermesh • Kydex framesheet • 606I aluminum stays

	WEIGHT	NORMAL LOAD	EXTENDED LOAD
SHORT	2.2 KGS / 4 LBS 14 OZ	4270 CU IN / 70 L	4880 CU IN / 80 L
REGULAR	2.3 KGS / 5 LBS 1 OZ	4450 CU IN / 73 L	5060 CU IN / 83 L
TALL	2.4 KGS / 5 LBS 5 OZ	4640 CU IN / 76 L	5250 CU IN / 86 L

DESIGN: The smallest ACRUX, this pack offers the ultimate in streamlined simplicity. Features such as rear bungee, AC<sup>2</sup>FUSION POINTS, anchored side compression straps, and flush mounted stretch-woven backpanel are all laminated to the pack using AC<sup>2</sup> technology.

FEATURES: ROLLTOP closure • Four external compression straps • Fully seam taped • Hydration bladder pocket • Laminated moulded AC<sup>2</sup>FUSION POINTS • MONOFRAME backpanel • Pigment dyed WATER TIGHT ZIPPERS • Radially formed shoulder straps and HipPODS • Removable top lid • Twin aluminum stays • Waterproof HYDROPORT • Webbing hipbelt with strippable BINARY HipPODS • 3D shaping

CONSTRUCTION: 420<sup>ACT</sup> fabric • Spacermesh • Tweave® Durastretch® • EVA foam • Kydex framesheet • 606I aluminum stays

	WEIGHT	NORMAL LOAD	EXTENDED LOAD
SHORT	1.5 KGS / 3 LBS 5 OZ	2100 CU IN / 35 L	2050 CU IN / 44 L
REGULAR	1.6 KGS / 3 LBS 8 OZ	2320 CU IN / 38 L	2680 CU IN / 47 L
TALL	1.8 KGS / 4 LBS	2500 CU IN / 41 L	2870 CU IN / 50 L

DESIGN: Inspired by pared-down alpinist goals and constructed with revolutionary 420<sup>ACT</sup> fabric, this pack excels during light and fast missions. Includes only essential features like a removable WATER TIGHT top lid and strippable BINARY HipPODS.

FEATURES: ROLLTOP closure • Four external compression straps • Fully seam taped • Hydration bladder pocket • Laminated moulded AC<sup>2</sup>FUSION POINTS • MONOFRAME backpanel • Pigment dyed WATER TIGHT ZIPPERS • Radially formed shoulder straps and HipPODS • Removable top lid • Twin aluminum stays • Waterproof HYDROPORT • Webbing hipbelt with strippable BINARY HipPODS • 3D shaping

CONSTRUCTION: 420<sup>ACT</sup> fabric • Spacermesh • Tweave® Durastretch® • EVA foam • Kydex framesheet • 606I aluminum stays

	WEIGHT	NORMAL LOAD	EXTENDED LOAD
SHORT	1.6 KGS / 3 LBS 8 OZ	2620 CU IN / 43 L	3170 CU IN / 52 L
REGULAR	1.7 KGS / 3 LBS 11 OZ	2810 CU IN / 46 L	3360 CU IN / 55 L
TALL	1.9 KGS / 4 LBS 3 OZ	2990 CU IN / 49 L	3540 CU IN / 58 L

DESIGN: Extra volume makes this pack perfect for weekend sprints. Comfortable suspension is achieved through radially formed shoulder straps and a flush mounted, stretch-woven cushioned MONOFRAME backpanel.

FEATURES: ROLLTOP closure • Four external compression straps • Fully seam taped • Hydration bladder pocket • Laminated moulded AC<sup>2</sup>FUSION POINTS • MONOFRAME backpanel • Pigment dyed WATER TIGHT ZIPPERS • Radially formed shoulder straps and HipPODS • Removable top lid • Twin aluminum stays • Waterproof HYDROPORT • Webbing hipbelt with strippable BINARY HipPODS • 3D shaping

CONSTRUCTION: 420<sup>ACT</sup> fabric • Spacermesh • Tweave® Durastretch® • EVA foam • Kydex framesheet • 606I aluminum stays

	WEIGHT	NORMAL LOAD	EXTENDED LOAD
SHORT	1.7 KGS / 3 LBS 11 OZ	3900 CU IN / 64 L	4520 CU IN / 74 L
REGULAR	1.9 KGS / 4 LBS 3 OZ	4090 CU IN / 67 L	4700 CU IN / 77 L
TALL	2 KGS / 4 LBS 6 OZ	4270 CU IN / 70 L	4880 CU IN / 80 L

Actual backpack design has changed little in the past century. Materials have seen substantial improvements and the application of biomechanical science has produced more comfortable and better performing packs, but standard cut-and-sew construction methods have limited the design possibilities. We set out to apply our cumulative knowledge of harness, backpack and apparel development to create the lightest, most durable, most comfortable—and if possible, waterproof—pack in the world.


The search began for a fabric that would deliver the desired waterproof characteristics in a durable, lightweight form. We contacted our partners at Uretek, with whom we developed the WATER TIGHT ZIPPER. After six years of experimentation, we finally had a pack fabric that was truly revolutionary. Not only did it prove to be air-impermeable and highly durable, but it also provided the missing link to fulfill all of our requirements. This new ADVANCED COMPOSITE TEXTILE—(420<sup>ACT</sup>) is composed of a 420-denier fabric that is laminated and treated with three layers of urethane. Using an advanced heat-induced lamination technique, we are able to fuse components anywhere on the textile's surface. No longer needing to place components only where major seams existed, total design liberation was now a reality.

Traditional components were incompatible with our new material due to their polymer makeup. We needed parts that were made of urethane which maintains flexibility under extreme temperatures. One mould at a time, we painstakingly developed our own components to bond webbing, shock cords and buckles to the pack.

Further leveraging the bondable properties of the fabric, we have created a low-profile suspension system and fused our new LOAD TRANSFER DISC, radially formed shoulder straps, and tri-laminate MONOFRAME™ backpanel directly to the textile. This close-to-the-body suspension system forms a cohesive structure, delivering a direct link between spine, suspension and bag.

To assure waterproof integrity, we limit the number of seams in the design; through spatially complex 3D patterning we build the bags with only two pieces of fabric. The seams are then heat sealed with a special laminated seam tape composed of a urethane-and-substrate sandwich. This custom tape is trimmed to match our narrow seam tolerances; once bonded it adds strength, stability, structural shape, and a waterproof seal to the bags.

We set out to fundamentally change backpack design, and four years later ADVANCED COMPOSITE CONSTRUCTION (AC<sup>2</sup>) was born. With the development of our AC<sup>2</sup> packs, we have started down a new road in design possibilities, taking construction technology and product performance to an elevated level.





Trekking Packs

BORA 35

BORA 50



Our plush men's and women's BORA packs are designed with an attention to detail, making backcountry journeys effortless by combining comfort and convenience. Ranging in volume for gear-intensive day-trips to trans-continental treks, these easy carrying packs are built upon our respected BORA suspension system. Made with variable thickness and density foams, the gender-specific shoulder straps and hipbelts are thermoformed to deliver a comfortable and supportive ride. Constructed with 420D WATER TIGHT fabric to protect against moisture on inclement days, these durable world-trekking packs are destined for years of rugged exploration.

**DESIGN:** The energetic BORA 35 shows its versatility, from cragging to touring, day hiking to urban shlepping. WATER TIGHT construction protects against downpours and a single-stayed, removable framesheet conforms to loads of varying intensity.

**FEATURES:** Hydration bladder pocket • Hose clip • Four external compression straps • External daisy chains • Ice axe holders • Kangaroo pocket with drain hole • Key clip • Laminated internal pocket • Padded foam bottom • Removable stowable lid • Thermoformed back panel • Two inch webbing hipbelt • WATER TIGHT ZIPPERS

**CONSTRUCTION:** HDPE framesheet • 6061 aluminum stay • 420D WATER TIGHT fabric • 420D ripstorm • Hypalon trim

	WEIGHT	NORMAL LOAD	EXTENDED LOAD
REGULAR	1.1 KGS / 2 LBS 7 OZ	1950 CU IN / 32 L	2320 CU IN / 38 L
TALL	1.2 KGS / 2 LBS 10 OZ	2130 CU IN / 35 L	2560 CU IN / 42 L

**DESIGN:** Great for overnight trips, this strapping rig is also powerful enough for longer hauls in track or on trail. Equipped with thermo suspension, urethaned fabric, and dedicated pockets for stowing away tools and equipment.

**FEATURES:** Hydration bladder pocket • Hose clip • Double layered fabric pack bottom • Dual density shoulder straps • Four external compression straps • Interchangeable men's/women's thermoformed hipbelt • Kangaroo pocket with drain hole • Key clip • Laminated internal pocket • Thermoformed back panel • Two external daisy chains, ice axe holders and wand pockets • WATER TIGHT ZIPPERS

**CONSTRUCTION:** HDPE framesheet • 6061 aluminum stay • 420D WATER TIGHT fabric • 420D ripstorm • Hypalon trim

	WEIGHT	NORMAL LOAD	EXTENDED LOAD
SHORT	1.9 KGS / 4 LBS 3 OZ	2440 CU IN / 40 L	2740 CU IN / 45 L
REGULAR	2.0 KGS / 4 LBS 6 OZ	2800 CU IN / 46 L	3300 CU IN / 54 L
TALL	2.1 KGS / 4 LBS 9 OZ	2930 CU IN / 48 L	3480 CU IN / 57 L

## Bora Suspension



Our BORA suspension uses a dual aluminum stay system positioned in “V” configuration. This system is the key to allowing a pivoting hipbelt design, improving the comfort of loads on technical terrain as the hips rotate with high steps on steep ground. Light composite load rods transfer weight forward and to the sides of the hipbelt for a more comfortable and stable carry. These rods are integrated into the backpanel and the pack bag itself, which ensures efficient transfer of the load forces.

The BORA hipbelt—considered the standard in hipbelt design—is made of four layers of variable density foam, laminated and curved into a cupped shape to remove pressure from the hips and transfers the load gently over the contact area. The dual density shoulder straps further ensure a plush and stable ride that is unmatched in single density designs.

## BORA 62 & BORA 65



**DESIGN:** The BORA 62 and 65 are stout and structured trekkers for longer loops and traverses. WATER TIGHT construction helps keep weather outside, while a full side zip and laminated internal pocket alleviates the trailside trend toward chaos. The 62 is matched to active women and the 65 is spec'ed for the male form.

**FEATURES:** Hydration bladder pocket • Hose clip • Double layered fabric pack bottom • Fanny lid • Four external compression straps • Full-length side zip • Interchangeable dual density shoulder straps • Interchangeable thermoformed hipbelt • Kangaroo pocket with drain hole • Key clip • Laminated internal pocket • Occipital cavity • Sleeping bag compartment • Thermoformed back panel • Two external daisy chains, ice axe holders and wand pockets • WATER TIGHT zippers

**CONSTRUCTION:** • HDPE framesheet • 6061 aluminum stays • 420D WATER TIGHT fabric • 420D ripstorm • Hypalon trim

BORA 62	WEIGHT	NORMAL LOAD	EXTENDED LOAD
SHORT	2.7 KGS / 6 LBS 0 OZ	3540 CU IN / 58 L	4150 CU IN / 68 L
REGULAR	2.8 KGS / 6 LBS 4 OZ	3780 CU IN / 62 L	4390 CU IN / 72 L
TALL	2.9 KGS / 6 LBS 8 OZ	4030 CU IN / 66 L	4640 CU IN / 76 L

BORA 65	WEIGHT	NORMAL LOAD	EXTENDED LOAD
SHORT	2.8 KGS / 6 LBS 4 OZ	3720 CU IN / 61 L	4330 CU IN / 71 L
REGULAR	3.0 KGS / 6 LBS 8 OZ	4030 CU IN / 66 L	4640 CU IN / 76 L
TALL	3.1 KGS / 6 LBS 12 OZ	4330 CU IN / 71 L	4940 CU IN / 81 L

## BORA 75 & BORA 80



**DESIGN:** The voluminous BORA 75 and BORA 80 are for those who think big. Urethane coated pack fabric and a WATER TIGHT side zip mould these into the perfect long-haul packs. Featuring a bag divider, thermo-suspension and laminated pockets, they ride plushly, stay strong and save sanity in the backwoods. The BORA 75 is specifically for women; the men's version is the BORA 80.

**FEATURES:** Hydration bladder pocket • Hose clip • Double layered fabric pack bottom • Fanny lid • Four external compression straps • Full-length side zip • Interchangeable dual density shoulder straps • Interchangeable thermoformed hipbelt • Kangaroo pocket with drain hole • Key clip • Laminated internal pocket • Occipital cavity • Sleeping bag compartment • Thermoformed back panel • Two external daisy chains, ice axe holders and wand pockets • WATER TIGHT zippers

**CONSTRUCTION:** HDPE framesheet • 6061 aluminum stays • 420D WATER TIGHT fabric • 420D ripstorm • Hypalon trim

BORA 75	WEIGHT	NORMAL LOAD	EXTENDED LOAD
SHORT	2.9 KGS / 6 LBS 6 OZ	3900 CU IN / 64 L	4510 CU IN / 74 L
REGULAR	3.0 KGS / 6 LBS 11 OZ	4130 CU IN / 68 L	4760 CU IN / 78 L
TALL	3.2 KGS / 7 LBS 1 OZ	4400 CU IN / 72 L	5000 CU IN / 82 L

BORA 80	WEIGHT	NORMAL LOAD	EXTENDED LOAD
SHORT	3.0 KGS / 6 LBS 9 OZ	4390 CU IN / 72 L	4940 CU IN / 81 L
REGULAR	3.1 KGS / 6 LBS 12 OZ	4700 CU IN / 77 L	5250 CU IN / 86 L
TALL	3.2 KGS / 7 LBS 2 OZ	5000 CU IN / 82 L	5550 CU IN / 92 L

## BORA 95



**DESIGN:** No stranger to struggle, the biggest and burliest BORA is built for massive loads. Strong engineered suspension, bomber construction and WATER TIGHT fabrication make this pack capable of hauling expedition-sized loads over hostile terrain.

**FEATURES:** Hydration bladder pocket • Hose clip • Double layered fabric pack bottom • Fanny lid • Four external compression straps • Full-length side zip • Interchangeable dual density shoulder straps • Interchangeable thermoformed hipbelt • Kangaroo pocket with drain hole • Key clip • Laminated internal pocket • Occipital cavity • Sleeping bag compartment • Thermoformed back panel • Two external daisy chains, ice axe holders and wand pockets • WATER TIGHT zippers

**CONSTRUCTION:** HDPE framesheet • 7075 aluminum stays • 420D WATER TIGHT fabric • 420D ripstorm • Hypalon trim

	WEIGHT	NORMAL LOAD	EXTENDED LOAD
SHORT	3.2 KGS / 7 LBS 1 OZ	5250 CU IN / 86 L	5860 CU IN / 96 L
REGULAR	3.4 KGS / 7 LBS 6 OZ	5550 CU IN / 92 L	6220 CU IN / 102 L
TALL	3.5 KGS / 7 LBS 12 OZ	6040 CU IN / 99 L	6710 CU IN / 110 L

Ascent Series

NEEDLE 35 & NEEDLE 45

NEEDLE 55

NEEDLE 65



Our NOZONE and NEEDLE packs focus on the needs of modern alpine speed ascents. With fast ROLLTOP closures or removable top lids, quick release ski attachments and snow shedding fabrics, these packs thrive in the alpine. Our RTs continue to garner popularity in the rock climbing community, where devotees praise the ROLLTOP closure for its simple access and the pack's ability to become a rope bucket on multi-pitch climbs. Our pivoting hipbelt designs eliminate pack movement while high-stepping, increasing stability on steep terrain.

DESIGN: Bigger alpine aspirations demand the skilled perspective of these top loaders. Tough, snow-shedding fabric, comfortable dual-stayed carrying system and streamlined strippable design all converge in a complete package for scaling the peaks in speedy style.

FEATURES: Hydration bladder hanger • Four external compression straps • Accordion front pocket • Key clip • Lightweight ski attachments • Thermoformed hipbelt • Thermoformed back panel • Thermoformed shoulder straps • Two external daisy chains • Two ice axe holders • V2-FRAME suspension • WATER TIGHT ZIPPERS

CONSTRUCTION: HDPE framesheet • 6061 aluminum stays • x-Pac™ vx21 • Armourlite™ • Hypalon™ trim

NEEDLE 35	WEIGHT	NORMAL LOAD
SHORT	1.4 KGS / 3 LBS 1 OZ	2015 CU IN / 33 L
REGULAR	1.5 KGS / 3 LBS 2 OZ	2135 CU IN / 35 L
TALL	1.6 KGS / 3 LBS 5 OZ	2260 CU IN / 37 L
NEEDLE 45	WEIGHT	NORMAL LOAD
SHORT	1.5 KGS / 3 LBS 3 OZ	2625 CU IN / 43 L
REGULAR	1.6 KGS / 3 LBS 5 OZ	2745 CU IN / 45 L
TALL	1.7 KGS / 3 LBS 7 OZ	2870 CU IN / 47 L

DESIGN: Braced for a rapid rise to the summit, the NEEDLE 55 is fast and focused. Fully featured with accordion front pockets, hydro compatibility and rock-steady suspension, it unlocks the true potential of getting up to speed.

FEATURES: Alpine clips • Hydration bladder hanger • Four external compression straps • Key clip • Lightweight ski attachments • Thermoformed back panel • Thermoformed shoulder straps • Two ice axe holders • V2-FRAME suspension • WATER TIGHT ZIPPERS • Removable utility straps • Rope carrier attachments • Ski loops

CONSTRUCTION: HDPE framesheet • 6061 aluminum stays • x-Pac vx21 • Armourlite • Hypalon trim

	WEIGHT	NORMAL LOAD	EXTENDED LOAD
SHORT	1.7 KGS / 3 LBS 11 OZ	3110 CU IN / 51 L	3540 CU IN / 58 L
REGULAR	1.8 KGS / 3 LBS 15 OZ	3235 CU IN / 53 L	3660 CU IN / 60 L
TALL	1.9 KGS / 4 LBS 2 OZ	3355 CU IN / 55 L	3783 CU IN / 62 L

DESIGN: Making the grade with well-rounded alpinists, the NEEDLE 65 fuses trekking volume with a purist perspective. A large lid stows essentials, while a V2-FRAME suspension, lightweight ski attachments and side zip entry make it the one tool to take everywhere.

FEATURES: Hydration bladder hanger • Four external compression straps • Accordion front pocket • Key clip • Lightweight ski attachments • Thermoformed hipbelt • Thermoformed back panel • Thermoformed shoulder straps • Two external daisy chains • Two ice axe holders • V2-FRAME suspension • WATER TIGHT ZIPPERS

CONSTRUCTION: HDPE framesheet • 6061 aluminum stays • x-Pac vx21 • Armourlite • Hypalon trim

	WEIGHT	NORMAL LOAD	EXTENDED LOAD
SHORT	1.9 KGS / 4 LBS 1 OZ	3720 CU IN / 61 L	4150 CU IN / 68 L
REGULAR	2.0 KGS / 4 LBS 3 OZ	3845 CU IN / 63 L	4275 CU IN / 70 L
TALL	2.1 KGS / 4 LBS 6 OZ	3965 CU IN / 65 L	4395 CU IN / 72 L

NoZONE



BLACK

DESIGN: Tough and tested, the NoZONE is hardwired for a traditional alpine approach. Bomber materials, gear-securing Hypalon patch and dual daisies handle your sharp stuff with care. Strippable design slims it down when light is right.

FEATURES: BORA suspension • Removeable hipbelt includes removeable gear loops • Web hipbelt with gear loops also included • Dual density shoulder straps • Unisex interchangeable thermoformed hipbelt • Six internal compression straps • Thermoformed back panel • Two external daisy chains • Two ice axe loops • WATER TIGHT ZIPPERS • Webbing ski attachment system

CONSTRUCTION: HDPE framesheet • 7075 aluminum stays • 630D superpack nylon • x-Pac vx2I • Hypalon

	WEIGHT	NORMAL LOAD	EXTENDED LOAD
SHORT	2.2 KGS / 4 LBS 13 OZ	2750 CU IN / 45 L	3360 CU IN / 55 L
REGULAR	2.3 KGS / 4 LBS 14 OZ	3050 CU IN / 50 L	3660 CU IN / 60 L
TALL	2.4 KGS / 5 LBS 4 OZ	3360 CU IN / 55 L	3970 CU IN / 65 L

RT<sub>25</sub>



BLACK GRANITE SANGRIA

DESIGN: Access is quick and easy with our ROLLTOP closure system, making this pack ideal for day hikes and climbing approaches. Its small, convenient size belies the full featured nature of this rugged pack

FEATURES: Armourlite kangaroo pocket with WATER TIGHT zip • Hydration bladder pocket • Hose clip • ROLLTOP lid closure • Removable/adjustable rope carrier • Thermoformed shoulder straps and air channel back panel • 1.5 IN./4 CM webbing belt • Top grab handle • Two adjustable removable ice axe loops • Two external daisy chains • Two side stash pockets • Ultra-light Y-FRAME suspension • Z-pull compression straps

CONSTRUCTION: HDPE framesheet • 606I aluminum stay • 630D Superpack nylon • Hypalon • Armourlite

	WEIGHT	REGULAR LOAD
REGULAR	1.2 KGS / 2 LBS 9 OZ	1300 C.I. / 21 L

RT<sub>35</sub>



BLACK GRANITE SANGRIA

DESIGN: A superb pack with drybag-type function, the RT<sub>35</sub> adds space to the ROLLTOP equation. Featuring a weatherproof closure, dual ice axe loops, Armourlite kangaroo pocket with a WATER TIGHT zip.

FEATURES: Armourlite kangaroo pocket with WATER TIGHT zip • Hydration bladder pocket • Hose clip • ROLLTOP lid closure • Removable/adjustable rope carrier • Thermoformed shoulder straps and air channel back panel • 1.5 IN./4 CM webbing belt • Top grab handle • Two adjustable removable ice axe loops • Two external daisy chains • Two side stash pockets • Ultra-light Y-FRAME suspension • Z-pull compression straps

CONSTRUCTION: HDPE framesheet • 606I aluminum stay • 630D Superpack nylon • Hypalon • Armourlite

	WEIGHT	REGULAR LOAD
SHORT	1.4 KGS / 3 LBS 2 OZ	1708 C.I. / 28 L
REGULAR	1.5 KGS / 3 LBS 5 OZ	1900 C.I. / 31 L
TALL	1.6 KGS / 3 LBS 8 OZ	2075 C.I. / 35 L

RT<sub>45</sub>



BLACK GRANITE SANGRIA

DESIGN: The RT<sub>45</sub> provides volumes of rolltop function for the approach. ROLLTOP security, dual daisy chains, rope carrying devices, and external pocketing keeps all of your gear securely organized.

FEATURES: Armourlite kangaroo pocket with WATER TIGHT zip • Hydration bladder pocket • Hose clip • ROLLTOP lid closure • Hipbone protecting SQUASHPODS™ • Hipbelt FENDERS™ • Removable/adjustable rope carrier • Thermoformed shoulder straps and air channel back panel • Thermoformed hipbelt • Top pocket and grab handle • Two adjustable/removable ice axe loops • Two external daisy chains • Two side stash pockets • Ultra-light Y-FRAME suspension • Z-pull compression straps

CONSTRUCTION: HDPE framesheet • 606I aluminum stay • 630D Superpack nylon • Hypalon • Armourlite

	WEIGHT	REGULAR LOAD
SHORT	1.6 KGS / 3 LBS 8 OZ	2258 C.I. / 37 L
REGULAR	1.7 KGS / 3 LBS 11 OZ	2440 C.I. / 40 L
TALL	1.8 KGS / 3 LBS 13 OZ	2624 C.I. / 43 L

*Descent Packs*



Designed for the demands of big mountain descents and backcountry tours, our snowsports packs are focused on downhill exploits. Features such as snow-shedding fabrics, our WRAP SYSTEM™, quick-release clips for skis or boards and supportive suspension systems make these packs ideal for a day of tele turns or a week in the high alpine.

YOYO

QUIVER



BLACK

DESIGN: Lap it up all day long with this safety-conscious companion. When lining up for another run, this shock-corded pack sheaths a shovel and probe yet still rolls up small for stuffing inside a big touring bag.

FEATURES: Carries a shovel, skins and small backcountry items  
 • Doubles as a padded seat • Expandable stretch pocket • Rolls up for compact use • Shock cord system

CONSTRUCTION: LD70 laminated foam with 500D Cordura

SIZE	ONE SIZE (ADJUSTABLE)
WEIGHT	300 GRAMS / 10 OZ
VOLUME	93 CU IN / 1.5 L



BLACK



CITRUS



CHILI



PELICAN

DESIGN: An easy-access, three-point suspension makes the QUIVER perfect for days of quick hits and quad laps. Designed with room for the essentials—probe, shovel, hydration bladder and other bits required for spontaneous shots of backcountry.

FEATURES: Alpine clips • Hydration bladder pocket • Hose clip  
 • Full-length side zip • One front pocket • One main compartment  
 • Padded bottom • Thermoformed back panel • Thermoformed shoulder strap • 1½”/38MM webbing hipbelt • Three point suspension system • WATER TIGHT ZIPPERS

CONSTRUCTION: HDPE framesheet • 630D superpack nylon  
 • Hypalon trim

SIZE	ONE SIZE (ADJUSTABLE)
WEIGHT	740 GRAMS / 26 OZ
VOLUME	670 CU IN / 11 L

KHAMSKI



CINDER

DESIGN: With a ski-specific soul, the KHAMSKI is renowned for its top-loading classic style. The all-winter design is set to stow safety gear, haul sizeable loads and shed snow. BORA-derived suspension rides smoothly. A wise choice for tele touring, ski summiting and pro patrolling.

FEATURES: External compression straps • External daisy chains • Fixed top pocket with map pocket • Hypalon quick release ski attachments • Ice axe loops • Interchangeable thermoformed hipbelt • Modified kangaroo pouch to hold skins, mitts and most shovels • Thermoformed shoulder straps • Thermoformed back panel • Wand pocket • WATER TIGHT zippers • Y-FRAME suspension

CONSTRUCTION: HDPE framesheet • 606I Aluminum stay • x-Pac vx2I • 630D superpack nylon • Hypalon trim

	WEIGHT	NORMAL LOAD	EXTENDED LOAD
SHORT	1.2 KGS / 2 LBS 11 OZ	2500 CU IN / 41 L	2800 CU IN / 46 L
REGULAR	1.4 KGS / 3 LBS 1 OZ	2625 CU IN / 43 L	2930 CU IN / 48 L
TALL	1.6 KGS / 3 LBS 7 OZ	2870 CU IN / 47 L	3230 CU IN / 53 L

BOREA



BLACK

DESIGN: Trusted by guides and avalanche professionals, the BOREA is a first choice for ski mountaineers. Equipped for multi-pass traverses with Hypalon ski holsters, study tool space, a probe sleeve and a kangaroo pocket that holds a shovel and other essential ingredients.

FEATURES: Dual density shoulder straps • Ice axe loops • External compression straps • External daisy chains • Full-length side zip • Hypalon quick release ski attachments • Modified kangaroo pouch to hold skins, mitts and most shovels • Pit pocket for loupe, thermometer and pit card • Removable seat mat that slides into its own pocket • Side probe pocket and large front pocket • Thermoformed back panel • Thermoformed interchangeable hipbelt • Wand pocket • WATER TIGHT zippers

CONSTRUCTION: HDPE framesheet • 7075 aluminum stays • x-Pac vx2I • 630D superpack nylon • Hypalon trim

	WEIGHT	NORMAL LOAD	EXTENDED LOAD
SHORT	1.8 KGS / 3 LBS 15 OZ	2750 CU IN / 45 L	3230 CU IN / 53 L
REGULAR	2.0 KGS / 4 LBS 8 OZ	2870 CU IN / 47 L	3360 CU IN / 55 L
TALL	2.2 KGS / 4 LBS 13 OZ	2990 CU IN / 49 L	3480 CU IN / 57 L

M20



CHILI PELICAN

DESIGN: Proud of its portfolio of descents, the M20 is the ideal everyday riding partner. WRAP SYSTEM securely sucks down your board or skis and a ROLLTOP closure enables easy access. Compact and functional, its sleek, low profile helps quench your thirst for turns.

FEATURES: Alpine clips • Hydration bladder pocket • Hose clip • ROLLTOP lid closure • External compression straps • Ice axe loops • Integrated shovel pocket • Single quick release pole or probe grip clip • Thermoformed back panel • Thermoformed shoulder straps • Thermoformed hipbelt • Y-FRAME suspension • WATER TIGHT ZIPPERS • WRAP SYSTEM for quick ski and board attachment

CONSTRUCTION: HDPE framesheet • 606I aluminum stay • 630D superpack nylon • Hypalon trim

	WEIGHT	NORMAL LOAD
REGULAR	1.5 KGS / 3 LBS 3 OZ	1220 CU IN / 20 L
TALL	1.6 KGS / 3 LBS 5 OZ	1345 CU IN / 22 L

M30



BLACK CINDER

DESIGN: Sized up for longer approaches, the M30 helps you get to the goods. A ROLLTOP closure handles easily with gloves, a WRAP SYSTEM holds your ride right and a Y-FRAME suspension keeps it all tight when ripping the line back down.

FEATURES: Alpine clips • Hydration bladder pocket • Hose clip • ROLLTOP lid closure • Dual quick release pole grip clip • External compression straps • Ice axe loops • Integrated shovel pocket • Thermoformed back panel • Thermoformed shoulder straps • Thermoformed hipbelt • Y-FRAME suspension • WATER TIGHT ZIPPERS • WRAP SYSTEM for quick ski and board attachment

CONSTRUCTION: HDPE framesheet • 606I aluminum stay • x-Pac vx2I • 630D superpack nylon • Hypalon trim

	WEIGHT	NORMAL LOAD
SHORT	1.8 KGS / 3 LBS 9 OZ	1590 CU IN / 26 L
REGULAR	1.9 KGS / 4 LBS 1 OZ	1710 CU IN / 28 L
TALL	2.0 KGS / 4 LBS 3 OZ	1830 CU IN / 30 L

M40



BLACK CINDER

DESIGN: The M40 is the perfect candidate for charging all-day approaches and laying down big lines. Large enough for guide-sized kits, it comes epic-ready with ROLLTOP closure, snow-shedding x-Pac fabric and loads of technical features.

FEATURES: Alpine clips • Hydration bladder pocket • Hose clip • ROLLTOP lid closure • Dual quick release pole grip clip • External compression straps • Ice axe loops • Integrated shovel pocket • Thermoformed back panel • Thermoformed shoulder straps • Thermoformed hipbelt • Y-FRAME suspension • WATER TIGHT ZIPPERS • WRAP SYSTEM for quick ski and board attachment

CONSTRUCTION: HDPE framesheet • 606I aluminum stay • x-Pac vx2I • 630D superpack nylon • Hypalon trim

	WEIGHT	NORMAL LOAD
SHORT	2.0 KGS / 4 LBS 4 OZ	2075 CU IN / 34 L
REGULAR	2.1 KGS / 4 LBS 6 OZ	2200 CU IN / 36 L
TALL	2.2 KGS / 4 LBS 9 OZ	2320 CU IN / 38 L

TECHNICAL DETAILS: *Packs*

THERMOFORMED  
SUSPENSION

DIE-CUT  
HYPALON

WRAP  
SYSTEM

ROLLTOP  
CLOSURE

X-PAC  
FABRIC

WATER TIGHT  
FABRIC

AC<sup>2</sup>  
TECHNOLOGY



*introduced: 1995*

ALL ARC'TERYX PACKS



*introduced: 1995*

MOST ARC'TERYX PACKS



*introduced: 2001*

M20  
M30  
M40



*introduced: 2001*

NEEDLE 35  
NEEDLE 45  
ALL M PACKS  
ALL RT PACKS



*introduced: 2002*

ALL M PACKS  
NOZONE  
BOREA  
KHAMSKI  
ALL NEEDLE PACKS  
ALL RAZOR PACKS



*introduced: 2004*

ALL BORA PACKS



*introduced: 2004*

ALL NAOS PACKS  
ALL ACRUX PACKS

Each ARC'TERYX pack design is intended for a specific purpose—therefore we have developed and implemented new technologies to improve their unique performance enhancing properties. Building off of our thermoformed suspension systems, we add water-proof or snow-shedding fabrics, activity necessary attachment points, sharp-edge protective patches, and clever closure systems.

Utilizing an advanced heat induced lamination and moulding technique, our revered suspensions combine foams of variable thickness and density with a robust nylon external fabric, and a durable yet comfortable stretch-woven material on the inner face. The resulting anatomically shaped structure eliminates pressure points on hips and shoulders by evenly distributing the load across the entire surface area.

Incredibly tough and resilient, Hypalon provides a pierce proof barrier. Die-cutting delivers clean, round-edged components that won't snag. With its intrinsic grippy finish and pliability, this material is the solid choice for cinching down gear and protecting packs from sharp ice axes, screws, and crampons.

Clamping boards and skis to our M-SERIES packs is our patented WRAP SYSTEM. Bomb-proof Hypalon cuffs resist laceration from sharp edges, while clinging tightly to boards and skis. Gear can be mounted vertically or horizontally and tightened independent of the main pack compression system.

Easy to operate with handwear, this clever system offers speedy access and a snow-proof closure. HDPE slats create a wide-mouth opening that facilitates loading and also quickly snaps shut. Convenience is paired with security in this backcountry-proven system.

Initially developed for nautical racing sails, this lightweight and durable fabric delivers strength and increased waterproofing. Constructed of a three layer laminated composition, the middle layer x-pattern yarns provide superior ripstop reinforcement against catastrophic failure and the outer face sheds snow better than any other material.

We laminated a waterproof polyurethane layer to a 420D ripstop textile, making it WATER TIGHT. This composition also allowed us to laminate pockets to the interior, and the white inner face reflects light to increase visibility inside the main compartment.

Our 420<sup>ACT</sup> fabric has a two-sided polyurethane impregnation that creates a 100% waterproof barrier. Just as importantly, this unique textile allows us to bond all of the pack components directly to the material, eliminating superfluous sewing. Every attachment point, including our MONOFRAME, shoulder straps, hipbelt and LOAD TRANSFER DISC are fused to the pack, creating a unified structure.

Day Series

ARRO 16 & ARRO 22



BLACK

SPEAR 20 & SPEAR 24



BLACK



CITRUS



PELICAN

Endorphin Series

Q5 & Q10



BLACK



GARNET



INKSPOT



COBALT



CINDER (Q5)



REDROCK (Q5)



BLUEGRASS (Q10)

RAZOR 10, RAZOR 15 & RAZOR 20



CINDER



KIWI



YAM

Making urban packs urbane, we have given high-tech style to our ARRO and SPEAR packs. Built with Armourlite, Hypalon, and ballistic nylons, these street-smart packs also have thermoformed shoulder straps and backpanels to handle heavy workloads.

DESIGN: Adept chameleons, the hip ARROS shift between scenes with elevated proficiency. H<sub>2</sub>O bladder compatibility, specially shaped straps and insular WATER TIGHT construction adapt these streamlined panel-loaders to the commute, the escape or the adventure.

FEATURES: Hydration bladder pocket • Hose clip • Dual density shoulder straps • Front kangaroo pocket • Key clip • 1”/25MM webbing hipbelt • Padded bottom • Thermoformed back panel • Top grab handle • Two mesh side pockets • WATER TIGHT ZIPPERS

CONSTRUCTION: HDPE framesheet • 1680D Ballistic Nylon • Armourlite • Hypalon

ARRO 16	ONE SIZE (ADJUSTABLE)
WEIGHT	900 GRAMS / 2 LBS
VOLUME	1010 CU IN / 16 L

ARRO 22	ONE SIZE (ADJUSTABLE)
WEIGHT	1100 GRAMS / 2 LBS 7 OZ
VOLUME	1400 CU IN / 22 L

DESIGN: A low-key profile grants these slim packs the diversity to transition with ease. An internal organizer stows daily stuff, mesh pockets stash extra paraphernalia and thermoformed components keep it all comfortable for both the uphill and the daily grinds.

FEATURES: Hydration bladder pocket • Hose clip • Dual density shoulder straps • Internal CD player pocket • Key clip • 1”/25MM removable webbing hipbelt • Outside front pocket • Padded bottom • Thermoformed back panel • Two side pockets • WATER TIGHT ZIPPERS

CONSTRUCTION: HDPE framesheet • 1260D Ballistic Nylon • 630D Superpack nylon • Hypalon

SPEAR 20	ONE SIZE (ADJUSTABLE)
WEIGHT	935 GRAMS / 2 LBS 9 OZ
VOLUME	1220 CU IN / 20 L

SPEAR 24	ONE SIZE (ADJUSTABLE)
WEIGHT	980 GRAMS / 2 LBS 10 OZ
VOLUME	1460 CU IN / 24 L

Endurance sports require countless hours of training, and our ENDORPHIN line of small packs is designed for comfort during fast-forward sports. The RAZORS feature a springy SpaceNet® backpanel that aerates to keep you dry when you're working hard, and an aluminum stay suspension system on the 15 and 20 litre models for heavy-load stability. The Q series lumbar bags with their comfy SQUASHPOD™ hipbelts offer load capacity, while keeping the back uncovered for better ventilation. Hydration is close at hand via a bladder pocket and hose clip on the RAZORS or external bottle holsters on the Qs.

DESIGN: Think small and secure with our hip-hung packs. Made with a snug thermo suspension, bottle holsters to keep fluids flowing and enough space for the bare bones kit. They excel at skate skiing, trail training and long walks on the beach.

FEATURES: BiSECT™ suspension • Hypalon bottle holster • Hypalon compression straps • One internal zippered pocket • SQUASHPOD hipbelt • Top grab handle • Thermoformed suspension

Q5: 1 water bottle pocket

Q10: 2 water bottle pockets • WATER TIGHT ZIPPERS

CONSTRUCTION: HDPE framesheet • 630D superpack nylon • 420D Ripstorm™ • Hypalon trim

Q5	ONE SIZE (ADJUSTABLE)
WEIGHT	522 GRAMS / 1 LB 4 OZ
VOLUME	315 CU IN / 5 L

Q10	ONE SIZE (ADJUSTABLE)
WEIGHT	718 GRAMS / 2 LBS 1 OZ
VOLUME	630 CU IN / 10 L

DESIGN: Small but powerful, the bladder-sheathing RAZORS target hydration as their main motivation. SpaceNet® backpanels optimize breathability, slim shaping stays shiftless and thermo straps keep movement in line. Stayed for larger load security, the 15 and 20 are sized to fit both tall and small endurance athletes.

FEATURES: Hydration bladder pocket • Hose clip • Detachable thermoformed webbing hipbelt • Front kangaroo pocket • One internal pleated zippered pocket • Removable front shock cord • Side zipper grab loops • SpaceNet® back panel • Top grab handle • Thermoformed shoulder straps • WATER TIGHT ZIPPERS

CONSTRUCTION: HDPE framesheet • x-Pac v070 • x-Pac vx07 • Hypalon trim • SpaceNet®

	WEIGHT	NORMAL LOAD
RAZOR 10 (1 SIZE)	400 GRAMS / 13 OZ	365 CU IN / 6 L
RAZOR 15 (SHORT)	600 GRAMS / 1 LB 5 OZ	700 CU IN / 11.5 L
15 (REG.)	730 GRAMS / 1 LB 9 OZ	740 CU IN / 12 L
RAZOR 20 (SHORT)	800 GRAMS / 1 LB 13 OZ	1010 CU IN / 16.5 L
20 (REG.)	890 GRAMS / 1 LB 15 OZ	1040 CU IN / 17 L



BLADE 13 & BLADE 21

DUFFELS

URBAN FANNY

ACCESSORY POCKET

PACK COVER

KNEE CAPS



DESIGN: In hectic and hurried surroundings, rely on the organized assistance of the BLADES to keep it all together. Thoughtfully designed for work and travel with side-load file and laptop compartments, a moulded grab handle and ballistic nylon toughness.

FEATURES: Accessory pocket • Dual density shoulder straps • Key clip • One cell phone slot • One outside front pocket • One internal stash pocket • One top pocket • Padded laptop compartment • Side zippered access for files and laptops • Thermoformed back panel • Three pen holder pockets • Top and side grab handles • Two main compartments

CONSTRUCTION: HDPE framesheet • 7075 aluminum stay • 1260D Ballistic Nylon • 630D superpack nylon • Hypalon trim

BLADE 13	ONE SIZE (ADJUSTABLE)
WEIGHT	1020 GRAMS / 3 LBS
VOLUME	795 CU IN / 13 L

BLADE 21	ONE SIZE (ADJUSTABLE)
WEIGHT	1140 GRAMS / 3 LBS 4 OZ
VOLUME	1280 CU IN / 21 L



DESIGN: Rugged and ready bags for expedition travel. Compression straps keep the load in check, and a double layered base protects against sharp rocks, poor weather and disgruntled baggage handlers.

FEATURES: Compression straps • Double layered base • Grab handle • Removable foam base liner • Removable shoulder strap • Two external pockets

CONSTRUCTION: 1260D Ballistic Nylon • Nickel plated locking sliders • 5mm LD foam base liner

	WEIGHT	NORMAL LOAD
V8	1450 GRAMS / 3 LB 3 OZ	5185 CU IN / 85 L
V10	1600 GRAMS / 3 LB 8 OZ	6400 CU IN / 105 L
V13	1900 GRAMS / 4 LB 3 OZ	7900 CU IN / 130 L



DESIGN: Stash keys, a camera or cash while playing or traveling. Packs down small for pocketing when not in use.

FEATURES: Adjustable web waist belt • Assorted colours

CONSTRUCTION: 420D Ripstorm • 500D Cordura

SIZE	ONE SIZE (ADJUSTABLE)
VOLUME	90 CU IN / 1.5 L



DESIGN: Tally up a few extra litres of volume with this add-on. Laminated foam structure and separate mesh map pocket. Fits any pack with dual external compression straps.

FEATURES: External mesh map pocket • Laminated foam back for support and strength

CONSTRUCTION: 500D Cordura • 1000D Cordura

SIZE	ONE SIZE (ADJUSTABLE)
VOLUME	350 CU IN / 6 L



DESIGN: Foul weather situations are no problem with our completely waterproof cover. Built with ripstop fabric and taped seams. Sized to fit our BORA packs perfectly, they'll also work with almost any other pack.

FEATURES: Taped seams • Three sizes for excellent fit

CONSTRUCTION: Double ripstop nylon

3 SIZES	PACK MODEL
SMALL	BORA 35-50
MEDIUM	BORA 62-80
LARGE	BORA 95



DESIGN: Keep the body's most important components free from harm with these hardshell caps. Lightweight and anatomical, they are the sworn protector of ice climbers and tele skiers. Far less expensive than reconstructive surgery.

FEATURES: Anatomic design with two straps for proper fit • Low profile camlocks provide adjustability without destructive abrasion • Mesh storage bag • VAPOR Technology

CONSTRUCTION: Ev50® • Kydex®

SIZE	ONE SIZE (ADJUSTABLE)
WEIGHT	154 GRAMS / 5.4 OZ



Our ASCENT line concentrates on action in the vertical world, offering products for the full range of mountain activities and weather conditions. Our HARDSHELLS give shelter in the harshest of storms, repelling moisture and wind while preserving internal warmth. In the coldest conditions, especially during stop-and-go ascents, our packable Primaloft® Insulated GORE-TEX® XCR® designs are a welcome refuge. For milder conditions and the high-mobility demands of modern alpine and mixed routes, our SOFTSHELLS wrap breathability and liberated movement in a warm package. To guarantee core warmth and comfort, our INSULATION program uses natural and technical fibers to wick moisture away from the body, providing even temperature regulation.

Patterned for upward movement and designed for the rigors and abuse of the alpine environment, this collection is filled with ASCENT defined features. Whether attempting the first winter ascent of a north facing wall, or dry-tooling across a roof to reach a dagger of ice, these sophisticated garments will survive many epic seasons to come.

Gore-tex® XCR®



We have designed our toughest HARDSHELLS for demanding users who venture into the alpine. Utilizing 3-layer GORE-TEX® XCR®, these shells create a rugged weatherproof barrier that maintains internal comfort via protection and breathability. Athletic patterning is combined with technical innovations such as TINY TAPE™, Vislon WATER TIGHT zippers, laminated construction, and micro-seam allowances to produce lighter and better fitting outerwear with less bulk. Our GORE-TEX® XCR® HARDSHELLS continually prove their mettle on ice pillars, mountaineering expeditions, and backcountry ski tours.



ALPHA SV JACKET



DESIGN: Our most serious mountain shell, the ALPHA SV is designed specifically for severe weather days. TINY TAPE, a helmet compatible hood and a side-cinching drawcord minimize weight and bulk. Made tougher with reinforced arms and a smooth sliding Vislon WATER TIGHT front zip.

FEATURES: Patterned for unrivaled hardshell mobility • Die-cut Velcro® cuffs • Laminated DRY CUFFS™ • Laminated quick-dry chin guard • Laminated waist and hem • Helmet compatible STORM HOOD • Hip length • Micro seam allowances (1/16 IN./1.6 MM) • One hand pull cords • One sleeve pocket with laminated zip • Moulded ZIPPER GARAGES™ • TINY GORE® seam tape (1/2 IN./13MM) • Two high volume chest pockets with laminated zips • Two internal chest pockets • WATER TIGHT front, pit and pocket zips

CONSTRUCTION: 420NR 3-layer GORE-TEX® XCR® • 530N 3-layer GORE-TEX® XCR®

	WEIGHT	SIZES
WOMEN'S	521 GRAMS / 19 OZ (MED)	XS, S, M, L
MEN'S	595 GRAMS / 21 OZ (MED)	S, M, L, XL

ALPHA LT JACKET



DESIGN: A fusion of light and tough, the pared-down ALPHA LT measures up for fast-focused alpinism. A tough Vislon WATER TIGHT front zip and 3-layer GORE-TEX® XCR® add strength and enhance performance without extra bulk.

FEATURES: Helmet compatible STORM HOOD • Hip length, drop back hem • Laminated die-cut Velcro® cuffs • Laminated hem drawcord • Laminated quick-dry chin guard • Micro seam allowances (1/16 IN./1.6 MM) • Moulded ZIPPER GARAGES™ • No-lift gusseted underarms with laminated pit zips • One hand pull cords • Reinforced shoulders and elbows • TINY GORE® seam tape (1/2 IN./13 MM) • Two chest pockets with laminated zips • One internal chest pocket • WATER TIGHT pit and pocket zips • WATER TIGHT Vislon™ front zip

CONSTRUCTION: 390NR 3-layer GORE-TEX® XCR® • 530N 3-layer GORE-TEX® XCR®

	WEIGHT	SIZES
WOMEN'S	459 GRAMS / 15.9 OZ (MED)	XS, S, M, L
MEN'S	495 GRAMS / 17.5 OZ (MED)	S, M, L, XL

ALPHA AR SUIT

THETA AR JACKET

BETA AR JACKET



DESIGN: A breathable, full coverage suit for extended adventures and serious exposure. GORE-TEX® XCR®, WATER TIGHT zips, and Keprotec instep patches make the AR SUIT ideal for consecutive heli days or isolated mountain epics.

FEATURES: Adjustable cuff shock cord • Helmet compatible Stow Hood™ • Keprotec instep patches • Laminated die-cut Velcro® cuffs • Moulded ZIPPER GARAGES • One chest pocket with laminated zip • One sleeve pocket with laminated zip • One hand pull cords • Optional WATER TIGHT through-the-crotch zip • Reinforced lower leg, knee, seat, shoulders and elbows • Two hand pockets with laminated zips • WATER TIGHT front, pit, pocket, sleeve and side leg zips

CONSTRUCTION: 420NR 3-layer GORE-TEX® XCR® • 530N 3-layer GORE-TEX® XCR® • Schoeller® Keprotec™

	WEIGHT	SIZES
WOMEN'S	1056 GRAMS / 37 OZ (MED)	XS, S, M, L
MEN'S	1146 GRAMS / 40 OZ (MED)	S, M, L, XL

DESIGN: Long trusted for any alpine encounter, the utility of our best selling jacket is magnified with TINY TAPING, a helmet-ready DROP HOOD and top-stitchless exterior wear areas. A roomy internal profile and longer cut deliver appreciated comfort in the backcountry.

FEATURES: Helmet compatible DROP HOOD™ • Laminated die-cut Velcro® cuffs with elastic • Laminated quick-dry chin guard • Laminated waist and hem drawcord • Micro seam allowances (1/16 IN./1.6 MM) • Moulded ZIPPER GARAGES • No-lift gusseted underarms with laminated pit zips • One chest pocket with laminated zip • One hand pull cords • Below hip length, drop back hem • Reinforced shoulders, elbows, hips, and sleeves • Tiny GORE® seam tape (1/2 IN./13 MM) • Two hand pockets with laminated zips • WATER TIGHT front, pit and pocket zips

CONSTRUCTION: 420NR 3-layer GORE-TEX® XCR® • 530N 3-layer GORE-TEX® XCR®

	WEIGHT	SIZES
WOMEN'S	582 GRAMS / 20 OZ (MED)	XS, S, M, L
MEN'S	645 GRAMS / 23 OZ (MED)	S, M, L, XL, XXL

XXL - BLACK & SANGRIA ONLY



DESIGN: Born for the challenges of the alpine, this shorter cut GORE-TEX® XCR® shell makes a strong statement of performance. It blends durability in a compact and lightweight design. Helmet compatible DROP HOOD, reinforced elbows and top-stitchless wear areas add an extra layer of technical refinement.

FEATURES: Helmet compatible DROP HOOD • Hip length, drop back hem • Laminated hem drawcord • Laminated die-cut Velcro® cuffs • Laminated quick-dry chin guard • Micro seam allowances (1/16 IN./1.6 MM) • Moulded ZIPPER GARAGES • No-lift gusseted underarms with laminated pit zips • One hand pull cords • One internal chest pocket • Reinforced shoulders and elbows • Tiny GORE® seam tape (1/2 IN./13 MM) • Two hand pockets with laminated zips • WATER TIGHT front, pit and pocket zips

CONSTRUCTION: 420NR 3-layer GORE-TEX® XCR® • 530N 3-layer GORE-TEX® XCR®

	WEIGHT	SIZES
WOMEN'S	495 GRAMS / 17 OZ (MED)	XS, S, M, L, XL
MEN'S	540 GRAMS / 19 OZ (MED)	S, M, L, XL, XXL



ALPHA SV BIB



BLACK

CINDER

\$575 CDN

DESIGN: The SV Bib is the prototypical ascent tool for unabashed all-weather alpinists. It features a pleated full-frontal bib design, front pockets, and pack-friendly 3/4-length WATER TIGHT side zips.

FEATURES: Adjustable cuff shock cord • Articulated knee and seat • High-cut bib • Keptotec instep patches • Laminated waist drawcord • Moulded ZIPPER GARAGES • One internal pocket • Quick adjust suspenders • Reinforced lower leg with 3/4 leg zips • Side zips are free of flaps, stop short of harness/hipbelt area • Two pleated bib pockets • WATER TIGHT through-the-crotch and 3/4 leg zips

CONSTRUCTION: 420NR 3-layer GORE-TEX® XCR® • 530N 3-layer GORE-TEX® XCR® • Schoeller® Keptotec

WOMEN'S MEN'S	WEIGHT	SIZES
	595 GRAMS / 21 OZ (MED) 652 GRAMS / 23 OZ (MED)	XS, S, M, L S, M, L, XL (REG., TALL)

THETA SK PANT



BLACK

CINDER

DESIGN: Our high backed technical snowsports pant keeps gravity hounds happy. Tough materials survive extended winter seasons, and a stretch panel adds mobility when putting in the bootpack, dropping a knee or questing for face shots.

FEATURES: Adjustable cuff shock cord • Adjustable waist belt • Gusseted crotch • Keptotec instep patches • Laminated powder cuffs • Large cuff diameter for alpine ski boots • Low-cut bib with front fly • Moulded ZIPPER GARAGES • Quick adjust suspenders • Reinforced lower leg, seat, and knee • Stretch rear bib panel • Two bib pockets with laminated zips • WATER TIGHT 3/4 leg and fly zips

CONSTRUCTION: 530NR 3-layer GORE-TEX® XCR® • 630N 3-layer GORE-TEX® XCR® • Schoeller® Keptotec

WOMEN'S MEN'S	WEIGHT	SIZES
	650 GRAMS / 23 OZ (MED) 707 GRAMS / 25 OZ (MED)	XS, S, M, L, XXL (REG., TALL) S, M, L, XL, XXL (SHORT, REG., TALL) SHORT, TALL, BLACK ONLY XL - W'S, XXL - M'S, BLACK ONLY

THETA LT PANT



BLACK

CINDER

DESIGN: From backcountry slogs to remote bowls, the full coverage and light weight of the THETA LT PANT makes it the ideal touring pant. 3/4-length WATER TIGHT zips allow easy venting, and powder cuffs keep out the white stuff on ambitious traverses.

FEATURES: Adjustable cuff shock cords • Elasticized waist • Keptotec instep patches • Low-cut bib with front fly • Laminated powder cuffs • Moulded ZIPPER GARAGES • One hip stash pocket • Optional through-the-crotch zip • Quick adjust suspenders • Reinforced knee and seat • Side zips are free of flaps and stop short of harness/hipbelt area • WATER TIGHT 3/4 leg and front fly zips

CONSTRUCTION: 420NR 3-layer GORE-TEX® XCR® • 530N 3-layer GORE-TEX® XCR® • Schoeller® Keptotec

WOMEN'S MEN'S	WEIGHT	SIZES
	591 GRAMS / 21 OZ (MED) 643 GRAMS / 23 OZ (MED)	XS, S, M, L S, M, L, XL (REG., TALL)

ALPHA LT PANT



BLACK

CINDER

DESIGN: A featherweight design with waterproof simplicity and a pure alpine focus. GORE-TEX® XCR® performs at the highest level and full-length separating Vislon™ WATER TIGHT side zips allow quick transitions.

FEATURES: Adjustable cuff shock cords • Adjustable nylon belt • Full-length separating Vislon WATER TIGHT side zips with internal zipper guard • Gusseted crotch • Keptotec instep patches • Removable suspenders • Waist pant • Front fly (men's)

CONSTRUCTION: 420NR 3-layer GORE-TEX® XCR®

WOMEN'S MEN'S	WEIGHT	SIZES
	425 GRAMS / 16.7 OZ (MED) 485 GRAMS / 17 OZ (MED)	XS, S, M, L S, M, L, XL, XXL (REG., TALL) M'S XXL - BLACK ONLY W'S XL - BLACK ONLY

BETA AR PANT



BLACK

CINDER

DESIGN: This compact utilitarian four-season pant protects when faced with mountain adversity. Tough instep patches, full front fly and harness-and-hipbelt-friendly side zips make rough bouts of alpinism easier in any weather.

FEATURES: Adjustable cuff shock cord • Adjustable nylon belt • Gusseted crotch • Keptotec instep patches • Moulded ZIPPER GARAGES • One hip stash pocket • Side zips stop short of harness/hipbelt area • Waist pant with front fly • WATER TIGHT 3/4 leg and front fly zips

CONSTRUCTION: 420NR 3-layer GORE-TEX® XCR® • 530N 3-layer GORE-TEX® XCR® • Schoeller® Keptotec

WOMEN'S MEN'S	WEIGHT	SIZES
	504 GRAMS / 17.8 OZ (MED) 526 GRAMS / 18.6 OZ (MED)	XS, S, M, L S, M, L, XL, XXL (REG., TALL) M'S XXL SHORT & TALL - BLACK ONLY W'S XL - BLACK ONLY

Insulated Outerwear

FISSION SV JACKET

FISSION AR JACKET



The FISSIONS are designed to excel when the temperature plummets, a storm blows in, or the belay is on an icy ledge. Our exclusive non-quilted construction technique fuses high-tech Primaloft® Sport insulation to GORE-TEX® XCR®. This lamination process eliminates stitching, increasing the insulative value and maintaining waterproof integrity. WATER TIGHT zips and helmet compatible hoods complete the storm-proofing, and pockets keep items handy.

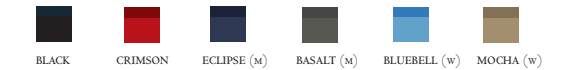


DESIGN: Packed with laminated Primaloft®, the warm full coverage SV JACKET is constructed to ward off cold winter temps day-in and day-out. A sealed GORE-TEX® XCR® shell sheds wet precip and non-quilt construction increases insulative efficiency.

FEATURES: Exclusive laminated Primaloft® non-quilt construction • Helmet compatible insulated DROP HOOD • Laminated waist drawcords & sewn hem drawcord • Moulded ZIPPER GARAGES • Micro seam allowances (1/16 IN./1.6 MM) • One hand pull cords • Below hip length, drop back hem • Reinforced shoulders, elbows, hips, and sleeve • Two chest pockets with laminated zips • Two hand pockets with laminated zips • WATER TIGHT front and pocket zips • Waterproof construction

CONSTRUCTION: 200 gm/m<sup>2</sup> Primaloft® Sport • 300NR 2-layer GORE-TEX® XCR® • 360N 2-layer GORE-TEX® XCR®

	WEIGHT	SIZES
WOMEN'S	905 GRAMS / 31.9 OZ (MED)	XS, S, M, L, XL
MEN'S	1000 GRAMS / 35.3 OZ (MED)	S, M, L, XL, XXL
		XXL - BLACK ONLY



DESIGN: Toasty warmth for cold camps and frigid winter temps. A Stow Hood stands ready for storm duty, and a warm fusion of laminated Primaloft® and GORE-TEX® XCR® makes it perfect for any day in the deep freeze.

FEATURES: Helmet compatible Stow Hood • Exclusive laminated Primaloft® non-quilt construction • Hem drawcord • Hip length • Micro seam allowances (1/16 IN./1.6 MM) • One hand pull cords • Reinforced shoulders • Smooth knit cuffs • Two hand pockets with laminated zips • WATER TIGHT front and pocket zips • Waterproof construction

CONSTRUCTION: 130 gm/m<sup>2</sup> Primaloft® Sport • 300NR 2-layer GORE-TEX® XCR® • 360N 2-layer GORE-TEX® XCR® • 530NR 3-layer GORE-TEX® XCR®

	WEIGHT	SIZES
WOMEN'S	710 GRAMS / 25 OZ (MED)	XS, S, M, L, XL
MEN'S	770 GRAMS / 27.2 OZ (MED)	S, M, L, XL, XXL
		W'S XXL - BLACK, BLUEBELL ONLY
		M'S XXL - BLACK, SAPPHIRE ONLY

Windstopper® Loft



Combining a softer feeling, water resistant polyester outer face with a GORE® WINDSTOPPER® membrane, these Primaloft® insulated designs fend off the wind and preserve core body warmth. Highly breathable, yet protective, the lightweight FISSION LT series provides winter warmth in a compressible package.

FISSION LT HOODY



DESIGN: Adding a helmet worthy hood makes this a full featured friend for the coldest of mountain days. Windproof and water resistant GORE-TEX® DRYLOFT® exterior fend off the cold weather, while streamlined laminated Primaloft® makes this jacket super-warm and super-stuffable.

FEATURES: Helmet compatible Storm Hood • Two-way front zipper • Hem drawcord • One hand pull cords • One chest pocket with laminated zip • Reinforced shoulders • Reinforced elbows • Two hand pockets with laminated zips • Two internal mesh cargo pockets • Waist length

CONSTRUCTION: 200 gm/m<sup>2</sup> Primaloft® Sport • 245P WINDSTOPPER® Loft • 290P WINDSTOPPER® Loft

	WEIGHT	SIZES
WOMEN'S	905 GRAMS / 31.9 OZ (MED)	XS, S, M, L, XL
MEN'S	1000 GRAMS / 35.3 OZ (MED)	S, M, L, XL, XXL

FISSION LT JACKET



DESIGN: A lighter dose of insulation makes the FISSION LT JACKET a milder midwinter antidote. Windproof and water resistant GORE-TEX® DRYLOFT® exterior cuts the chill, while streamlined laminated Primaloft® nets a compressible component for a packed winter of play.

FEATURES: Hem drawcord • Two-way front zipper • One hand pull cords • One chest pocket with laminated zip • Reinforced shoulders • Reinforced elbows • Two hand pockets with laminated zips • Waist length

CONSTRUCTION: 133 gm/m<sup>2</sup> Primaloft® Sport • 245P WINDSTOPPER® Loft • 290P WINDSTOPPER® Loft

	WEIGHT	SIZES
WOMEN'S	468 GRAMS / 16.5 OZ (MED)	XS, S, M, L, XL
MEN'S	550 GRAMS / 19.4 OZ (MED)	S, M, L, XL, XXL

FISSION LT PANT



DESIGN: This compressible belay pant is prepped in reserve for cold and gnarly conditions. Summit-ready, this warm and packable pant is ideal with the FISSION BELAY or FISSION SV for maximum warmth and protection.

FEATURES: Adjustable waist • Cuff drawcord • Full separating side zips • Waist pant with front 'belay' fly • Reinforced seat and knee

CONSTRUCTION: 200 gm/m<sup>2</sup> Primaloft® Sport • 245P WINDSTOPPER® Loft • 400P WINDSTOPPER® Loft

	WEIGHT	SIZES
WOMEN'S	550 GRAMS / 19.4 OZ (MED)	XS, S, M, L, XL
MEN'S	610 GRAMS / 21.5 OZ (MED)	S, M, L, XL

TECHNICAL DETAILS: *Hardshells*

LAMINATION  
TECHNOLOGY

GORE-TEX®  
TECHNOLOGY

3D HOOD  
DESIGNS

CURVED  
ZIPPER

NON-QUILT  
CONSTRUCTION

13MM TINY  
SEAM TAPE

VISLON  
WATER TIGHT  
ZIPPERS



introduced: 1998

ALL ARC'TERYX OUTERWEAR



introduced: 1998

ALL ARC'TERYX HARDSHELLS



introduced: 1999

ALL ARC'TERYX HARDSHELLS



introduced: 2001

SIDEWINDER SV JACKET  
SIDEWINDER AR JACKET  
SEEKER COMP JACKET



introduced: 2002

FISSION SV JACKET  
FISSION AR JACKET  
FISSION LT JACKET  
FISSION LT HOODY  
FISSION LT PANT  
PATRIOT SV JACKET



introduced: 2002

MOST ARC'TERYX HARDSHELLS



introduced: 2004

ALPHA SV JACKET  
ALPHA LT JACKET  
ACCELERO JACKET

Since its launch in 1998, our HARDSHELL program has continually debuted innovative design features and construction methods that have altered the outerwear industry. Our numerous technical advancements have improved the weatherproofing, durability, and comfort characteristics of our precision-built technical outerwear.

Our goal is to produce the best waterproof breathable outerwear; therefore, we use an alternative to traditional sewn construction. Our lamination technique eliminates the need to sew in pit zips, pockets and hems, making our garments more durable and supple, with less bulk and fewer needle punctures to seal.

GORE-TEX® PTFE textiles have proven themselves in the lab, and in the field, to be the highest performing and most durable waterproof-breathable treatments in the industry. We use GORE-TEX® XCR® in our toughest mountain shells; GORE-TEX® Soft Shell adds warmth and comfort in our SCORPION and STINGRAY DESCENT pieces, and our SL shells use GORE-TEX® PaCLITE® to deliver full-scale performance with lightweight minimalism. GORE-TEX® WINDSTOPPER® Loft offers wind protection and a softer hand in our FISSON LT jackets.

With helmet-compatible 3D shapes and compressible volume, our hoods deliver superior storm protection while maintaining visibility. Complete with laminated brims for shape retention and water channeling, these fine-tunable hoods have glove friendly pull tabs. Our STOW HOOD is stashed in the collar and accessed via a WATER TIGHT ZIPPER, the DROP HOOD can be cinched tight against the collar when not in use, the STORM HOOD delivers the highest degree of protection, and the SPEED HOOD on our DESCENT jackets is multilaterally tightened with a single pull tab.

Our DESCENT-inspired curved zipper design moves the slider to the side and away from the chin, eliminating chaffing on runs and zipper-stack when layering. The variable radius curve of the zipper slices an arcing S-turn down the jacket, and the soft collar stays in place, even when hanging open.

Loss of thermal resistance is proportional to the loss of loft, which is why we laminate our synthetic insulations rather than sew them. Our lamination process bonds the synthetic insulation to the outer and inner fabrics, locking the insulation in place. This fusion requires no stitching or taping; therefore loft and waterproof integrity are preserved.

Most of our GORE-TEX® HARDSHELLS use TINY SEAM TAPE (1/2"/13MM). By shaving over 40% off the industry standard, our taping technique eliminates material excess. Combined with ultra-tight seam tolerances that remove the need for top-stitching, the end result is a more breathable, more supple and stronger shell.

We pioneered WATER TIGHT ZIPPER technology, eliminating the need for bulky zipper flaps. Our new and improved Vislon version is made of an injection-moulded polymer. With teeth bonded directly to the urethane-coated fabric, strength and longevity are increased. These smooth-sliding and glove-friendly zippers form a wind and WATER TIGHT seal, causing moisture to bead and roll off.





Our lightest, most packable shells use GORE-TEX® PACLITE® to shave weight without sacrificing wet weather performance. Speed focused minimalists appreciate the space saving compressibility of these breathable garments, as well as the proven durability and water-shedding properties of GORE-TEX® fabrics.



DESIGN: Our lightest shell takes a straightforward approach to alpinism. Full storm protection in a minimalist design provides just the right defense against hostile storms. Built with weight-shaving GORE-TEX® PACLITE® and no excess.

FEATURES: Helmet compatible STORM HOOD • Hip length • Laminated die-cut Velcro® cuffs • Laminated hem drawcord • Laminated quick-dry chin guard • Micro seam allowances (1.6 mm/1/16") • Moulded ZIPPER GARAGES • No-lift gusseted underarms with laminated pit zips • One hand pull cords • One chest pocket • WATER TIGHT front, pit and pocket zips

CONSTRUCTION: 290NR 2-layer GORE-TEX® PACLITE®

	WEIGHT	SIZES
WOMEN'S	320 GRAMS / 11.3 OZ (MED)	XS, S, M, L
MEN'S	347 GRAMS / 12.2 OZ (MED)	S, M, L, XL

ALPHA SL PANT



BLACK

DARK MOON

DESIGN: The ALPHA SL PANT guarantees featherweight protection for alpine purists that seek perfect simplicity. This lightweight all-weather pant can pack up small to hide in your pack —then save the day when things get nasty.

FEATURES: Adjustable cuff shock cord • Gusseted crotch • Moulded ZIPPER GARAGES • Pull-on style, tapered legs for minimum bulk • Reversible fly (men's) • Reinforced instep patches • Side zips stop short of harness/hipbelt area • Waist drawcord • WATER TIGHT 3/4 leg zips

CONSTRUCTION: 290NR 2 layer GORE-TEX® PaCLITE®

	WEIGHT	SIZES
WOMEN'S	232 GRAMS / 8.2 OZ (MED)	XS, S, M, L, XL
MEN'S	246 GRAMS / 8.7 OZ (MED)	REG, TALL (T-BLACK ONLY) S, M, L, XL, XXL REGULAR, TALL

BETA SL JACKET



BLACK

PECAN

TURTLE (M)

LAVA (W)

ROUGE (W)

BRILLIANT BLUE (W)

DESIGN: An excellent lightweight all around jacket for extended wear with a stowable hood. A GORE-TEX® PaCLITE® body minimizes weight and GORE-TEX® XCR® reinforced shoulders and elbows give extra durability and protection where it's needed.

FEATURES: Helmet compatible Stow Hood • Hip length • Laminated die-cut Velcro® cuffs • Laminated quick-dry chin guard • Laminated hem drawcord • Moulded ZIPPER GARAGES • No-lift gusseted underarms with laminated pit zips • One hand pull cords • Reinforced shoulders and elbows with 3-layer GORE-TEX® XCR® • Two hand pockets with laminated zips • WATER TIGHT front, pit and pocket zips

CONSTRUCTION: 290NR 2-layer GORE-TEX® PaCLITE® • 530N 3-layer GORE-TEX® XCR®

	WEIGHT	SIZES
WOMEN'S	395 GRAMS / 14 OZ (MED)	XS, S, M, L
MEN'S	432 GRAMS / 15 OZ (MED)	S, M, L, XL

THETA SL JACKET



BLACK

TANGELO

TAUPE

BRILLIANT BLUE (M)

SHADOW (M)


PLUM (W)

DESIGN: The THETA SL maintains microclimate comfort in weather that ranges from mildly wet to cold and nasty. A longer cut shell with a high-volume hood and a light GORE-TEX® PaCLITE®/XCR® fabric combo make it fully protective but light and easy to pack.

FEATURES: Helmet compatible DROP HOOD • Laminated die-cut Velcro® cuffs • Laminated quick-dry chin guard • Laminated waist and hem drawcord • Micro seam allowances (1.6mm / 1/16") • Moulded ZIPPER GARAGES • No-lift gusseted underarms with laminated pit zips • One hand pull cords • Past hip length • Reinforced shoulders and elbows • Two hand pockets with laminated zips • WATER TIGHT front, pit and pocket zips

CONSTRUCTION: 290NR 2-layer GORE-TEX® PaCLITE® • 530N 3-layer GORE-TEX® XCR®

	WEIGHT	SIZES
WOMEN'S	382 GRAMS / 13.5 OZ (MED)	XS, S, M, L, XL
MEN'S	410 GRAMS / 14.5 OZ (MED)	S, M, L, XL, XXL






With its seemingly contradictory properties, modern SOFTSHELL fabric technology has changed how we approach layering. In a single layer we now have insulated elemental protection that breathes and stretches in harmony with any level of activity. Our SOFTSHELL program streamlines this versatility, focusing design elements with advanced textile combinations to create pieces that meet specialized needs. We have divided our SOFTSHELL lineup into five distinct sub-categories: HYBRIDS, WINDSTOPPER®, POLARTEC® POWER SHIELD®, STRETCH-WOVENS, and POLYLAMINATES.

Our lightweight and highly breathable POLYLAMINATES and STRETCH-WOVENS are favorites with fast-forward fans, while our WINDSTOPPER® and POLARTEC® POWER SHIELD® designs offer more warmth and protection for cooler ski touring days or mixed climbing adventures. For the highest level of SOFTSHELL protection our HYBRIDS feature waterproof fabric in high exposure areas and stretch-woven fabrics where mobility and breathability are vital. Each category offers a different combination of warmth, wind and moisture protection, breathability and mobility.

Hybrids



HYBRIDS provide the ultimate integration of mobility and protection. These garments are designed to allow unrestricted movement and breathability during activity, while defending against moisture in mixed weather conditions. Combining our lamination construction techniques with supple, air permeable stretch-woven materials and the waterproof security of PTFE fabrics, we have created garments that are well suited to unpredictable conditions. Our HYBRIDS expand the range of softshell usability—they are ideal for backcountry tours and approaches, or stop-and-go ascents.

HYBRIDS	
WIND PROTECTION	⊖ ██████████ ⊕
PRECIPITATION	⊖ ██████████ ⊕
BREATHABILITY	⊖ ██████████ ⊕

ALPHA SV SUIT

ALPHA COMP HOODY



DESIGN: For dedicated alpinists, the technical ALPHA SV SUIT delivers the highest level of performance. This technical piece marries a waterproof hardshell upper with liberating softshell Polartec® Power Shield® below the waist for weather protection and superior breathability.

FEATURES: Adjustable nylon belt • DWR finish • Keprotec instep patches • Laminated die-cut Velcro® cuffs • Lower leg tapers for alpine boots • Moulded ZIPPER GARAGES • One hand pull cords • One sleeve pocket with laminated zip • Powder cuffs • Fleece chin guard • Helmet compatible Stow HOOD • Removable molded EVA foam kneepads • 3/4 side zips are free of flaps and stop short of harness/hipbelt area • Two high volume chest pockets with laminated zips • Two laminated internal chest pockets • WATER TIGHT pit, pocket, leg, and optional through-the-crotch zips

CONSTRUCTION: PTFE Fabric • Polartec® Power Shield® • Schoeller® Keprotec

	WEIGHT	SIZES
WOMEN'S	1205 GRAMS / 43 OZ (MED)	XS, S, M, L
MEN'S	1262 GRAMS / 45 OZ (MED)	S, M, L, XL

DESIGN: This hooded hybrid covers the widest range of backcountry conditions. Waterproof fabric seals out weather along the shoulders and arms, and softshell Tweave® Durastretch® through the body allows heat to vent on challenging pitches or long uptracks. Now with a helmet compatible hood, it's the tool of choice for tough tasks.

FEATURES: DWR finish • Helmet compatible STORM HOOD • Hip length with drop back • Laminated hem drawcord • Micro die-cut Velcro® cuffs • No-lift gusseted underarms • PTFE seam tape • Two hand pockets with laminated zips • Two chest pockets with laminated zips • TINY GORE® SEAM TAPE (1/2 IN./13 MM)

CONSTRUCTION: 530N PTFE fabric • Tweave® Durastretch®

	WEIGHT	SIZES
WOMEN'S	455 GRAMS / 16.1 OZ (MED)	XS, S, M, L
MEN'S	485 GRAMS / 17.1 OZ (MED)	S, M, L, XL

Windstopper®

SIGMA SV JACKET



DESIGN: The Sigma SV's skill set is honed for bitter climates and methodical climbs. Bonded WINDSTOPPER® and a helmet compatible hood keep out nastiness, while pit vents help cool the interior. It's toughened up with burlier shoulders, and a longer cut offers extra protection.

FEATURES: DWR finish • Full front zip with interior windflap • Helmet compatible STORM HOOD • Hip length with drop back • Pit zips • Two hand pockets • One internal chest pocket with laminated zip • Soft brushed lined collar • Laminated hem drawcord • Micro die-cut Velcro® cuffs • Moulded ZIPPER GARAGES

CONSTRUCTION: Stretch Ripstop WINDSTOPPER® • Stretch Plain Weave WINDSTOPPER®

MEN'S	WEIGHT	SIZES
	670 GRAMS / 24 OZ (MED)	S, M, L, XL

SIGMA AR JACKET



DESIGN: A hoodless WINDSTOPPER® SOFTSHELL, the pit-zip equipped SIGMA AR is ideal for cold and dry climates. Blending Stretch Plain Weave and Stretch Ripstop WINDSTOPPER® fabrics, this jacket combines both durability and weather resistance into an ascent-ready package.

FEATURES: DWR finish • Full front zip with interior windflap • Laminated hem drawcord • Moulded ZIPPER GARAGES • One internal chest pocket • Pit zips • Soft brushed lined collar • Two zippered hand pockets • Waist length

CONSTRUCTION: Stretch Ripstop WINDSTOPPER® • Stretch Plain Weave WINDSTOPPER®

WOMEN'S MEN'S	WEIGHT	SIZES
	455 GRAMS / 16 OZ (MED) 535 GRAMS / 19 OZ (MED)	XS, S, M, L, XL S, M, L, XL, XXL

SIGMA LT JACKET



DESIGN: During heart-pumping aerobic activities, the SIGMA LT moderates rising internal and falling external temperatures. A WINDSTOPPER® front warms in winter and a Bonded Poly back lets off enough steam to prevent in-the-track overheating.

FEATURES: DWR finish • Full front zip with interior windflap • No-lift gusseted underarms • Laminated hem drawcord • Moulded ZIPPER GARAGES • Soft brushed lined collar • Two zippered hand pockets • Waist length

CONSTRUCTION: Lite Stretch Ripstop WINDSTOPPER® • Bonded Poly

WOMEN'S MEN'S	WEIGHT	SIZES
	334 GRAMS / 11.8 OZ (MED) 358 GRAMS / 12.6 OZ (MED)	XS, S, M, L, XL S, M, L, XL, XXL

Our WINDSTOPPER® line offers the highest level of softshell warmth, combining breathability with wind protection. Each garment is individually designed and constructed with various textiles to provide different levels of warmth and breathability, while permitting mobility for active pursuits. Ice climbers, snowshoers and ski touring enthusiasts appreciate these dry weather favorites on cold windy days.



WINDSTOPPER®	
WIND PROTECTION	⊖ ██████████ ⊕
PRECIPITATION	⊖ ██████████ ⊕
BREATHABILITY	⊖ ██████████ ⊕



Designed for active all-season use, these four-way stretch SOFTSHELLS deliver warmth and greater breathability along with elemental protection. The tough outer face blocks wind and repels weather, while the soft interior allows heightened ventilation and evaporation. The GAMMA MX, GAMMA SV, and the EASYRIDER provide different levels of warmth and protection combined with liberal movement for a broad range of mountain activities.



POWER SHIELD®	
WIND PROTECTION	☉ ██████████ ☉
PRECIPITATION	☉ ██████████ ☉
BREATHABILITY	☉ ██████████ ☉

DESIGN: Ultra-adaptable and über-functional, the MXes mix it up in any weather. Constructed with Polartec® Power Shield® lightweight to shed nasty weather, breathe liberally and remain mobile. Incredible stretch and range of motion make these the all-discipline answer to countless climbing variables.

FEATURES: Breathable, wind- and water-resistant • DWR finish • Full front zip with interior wind flap • Laminated hem drawcord • Moulded ZIPPER GARAGES • No-lift gusseted underarms • One laminated sleeve pocket with laminated zip • Soft brushed lined collar • Two zippered hand pockets • Two chest pockets with laminated zips

CONSTRUCTION: Polartec® Power Shield® lightweight • Schoeller® Dynamic

	WEIGHT	SIZES
WOMEN'S	465 GMS / 16 OZ (MED)	XS, S, M, L
MEN'S	515 GMS / 18 OZ (MED)	S, M, L, XL, XXL

DESIGN: Adding a hood makes this versatile SOFTSHELL well equipped to survive mixed weather. Polartec® Power Shield® lightweight stretches with every movement, repels threatening elements and breathes well when temperatures climb. A laminated hood shelters while belaying your partner or waiting for a break in the storm.

FEATURES: Breathable, wind- and water-resistant • DWR finish • Full front zip with interior wind flap • Laminated hem drawcord • Moulded ZIPPER GARAGES • No-lift gusseted underarms • One laminated sleeve pocket with laminated zip • Soft brushed, lined collar • Two zippered hand pockets • Two chest pockets with laminated zips • Helmet compatible STORM HOOD • Hip length with drop back

CONSTRUCTION: Polartec® Power Shield® lightweight • Schoeller® Dynamic

	WEIGHT	SIZES
WOMEN'S	528 GMS / 18.6 OZ (MED)	XS, S, M, L, XL
MEN'S	595 GMS / 21 OZ (MED)	S, M, L, XL, XXL

DESIGN: Adopting a guide's calculated mentality, the MX PANT is prepared for sudden shifts in weather, objectives or perspectives. Stretchy, breathable and weather-shedding fabric tackles everything from mixed routes to epic tours.

FEATURES: Adjustable cuff shock cord • Breathable, wind- and water resistant • DWR finish • Front fly and waist belt • Gusseted crotch • Schoeller® Dynamic instep patches • Snap waist closure • Two hand pockets • Two high volume thigh pockets • Two-way fly zipper (men's)

CONSTRUCTION: Polartec® Power Shield® lightweight • Schoeller® Dynamic

	WEIGHT	SIZES
WOMEN'S	369 GRAMS / 13 OZ (MED)	XS, S, M, L
MEN'S	520 GRAMS / 18 OZ (MED)	XS, S, M, L, XL, (REG., TALL)

GAMMA SV JACKET



DESIGN: Classic design and enduring versatility keep this SOFTSHELL legend at the forefront. Offering extra range of motion and breathability, and imparted with toughness and weather repellency, this all-mountain master is ready for any cool weather alpine activity.

FEATURES: Breathable, wind- and water-resistant • DWR finish • Full front zip with interior wind flap • Hem drawcord • Moulded ZIPPER GARAGES • One internal chest pocket • Soft brushed lined collar • Two zippered hand pockets • Waist length

CONSTRUCTION: Polartec® Power Shield®

	WEIGHT	SIZES
WOMEN'S	575 GRAMS / 20 OZ (MED)	XS, S, M, L, XL
MEN'S	660 GRAMS / 23 OZ (MED)	S, M, L, XL, XXL XXL JACKET - BLACK ONLY

GAMMA SV VEST



DESIGN: A vest that provides a legendary level of versatility. DWR treated Polartec® Power Shield® sheds the harsh elements, breathes well and stretches during activity. A trim engineered-cut layers well, and the tough face fabric provides high abrasion resistance.

FEATURES: Breathable, wind- and water-resistant • DWR finish • Full front zip with interior wind flap • Hem drawcord • Moulded ZIPPER GARAGES • Soft brushed lined collar • Two zippered hand pockets • Waist length

CONSTRUCTION: Polartec® Power Shield®

	WEIGHT	SIZES
WOMEN'S	320 GRAMS / 11 OZ (MED)	XS, S, M, L
MEN'S	370 GRAMS / 13 OZ (MED)	S, M, L, XL

EASYSIDER JACKET



DESIGN: The casually cut and internally lofted EASYRIDER insulates even on the windiest ridges. This jacket inherits its elevated warmth from high loft Polartec® Power Shield®, which features a laminated shaggy fleece interior.

FEATURES: Full front zip with interior wind flap • No-lift gusseted underarms • Laminated hem drawcord • Laminated quick-dry chin guard • One laminated chest pocket with laminated zip (men's) • One laminated sleeve pocket with laminated zip (women's) • Two hand pockets with laminated zips • Waist length

CONSTRUCTION: Polartec® Power Shield® high loft

	WEIGHT	SIZES
WOMEN'S	494 GRAMS / 17.4 OZ (MED)	XS, S, M, L, XL
MEN'S	562 GRAMS / 20 OZ (MED)	S, M, L, XL, XXL

GAMMA SALOPETTE

DESIGN: For alpine climbing, mixed climbing and technical ice, nothing conforms like this SOFTSHELL body suit. Laminated Polartec® Power Shield® fabric brings warmth, breathability and mobility to the climb, while instep patches and removable kneepads protect on the pitch.

FEATURES: Adjustable cuff shock cord • Breathable, wind- and water-resistant • DWR finish • Four-way polyester stretch upper • Internal knee pad pockets • Keprotec instep patches • Removable molded EVA foam kneepads • Stretch-woven lower • Two chest pockets with laminated zips • WATER TIGHT side and through-the-crotch zips

CONSTRUCTION: Polartec® Power Shield® • Rentex lofted Lycra • Schoeller® Keprotec

	WEIGHT	SIZES
WOMEN'S	675 GRAMS / 24 OZ (MED)	XS, S, M, L
MEN'S	760 GRAMS / 27 OZ (MED)	S, M, L, XL



Stretch-Wovens

GAMMA LT PANT



BLACK  
PEWTER

GAMMA AR PANT



BLACK  
RHINO BLUE

Using extremely tough Tweave® textiles, these non-pilling, highly stretchable and breathable pieces are built for speed and longevity. Made with Tweave® Durastretch®, our GAMMA AR PANTS are perfect for warmer weather ski tours or cooler climbing days. The GAMMA LT PANT with Durastretch® lightweight provides increased levels of mobility and breathability. Both textiles feature durable tightly woven exteriors and a DWR treatment to provide a weatherproof finish.

STRETCH-WOVENS	
WIND PROTECTION	⊖ ██████████ ⊕
PRECIPITATION	⊖ ██████████ ⊕
BREATHABILITY	⊖ ██████████ ⊕

DESIGN: A lightweight textile tailors this stretchy seasonal pant to milder climactic conditions. Made with exceptionally tough and ultra-breathable Tweave® fabric, it ranges from spring glacier climbing to fall fastpacking and excels on the rock.

FEATURES: Gusseted crotch • Laminated lower hem • One rear security pocket • Soft chamois lined, elasticized waist • Super tough nylon stretch-woven fabric • Two vertical front pockets with laminated zips (men's) • One cargo pocket with laminated zip (men's) • Two thigh pockets with laminated zips (women's)

CONSTRUCTION: Tweave® Durastretch® lightweight

	WEIGHT	SIZES
WOMEN'S	235 GRAMS / 8.3 OZ (MED)	XS, S, M, L (REG., TALL)
MEN'S	287 GRAMS / 10.1 OZ (MED)	S, M, L, XL (REG., TALL)

TALL-W'S, TALL-M'S  
BLACK ONLY

DESIGN: At home in the alpine, the GAMMA AR is frequently sighted on ridges, summits and hut routes. Tweave® Durastretch® fabric infuses the pant with durability, while an articulated knee and straight elasticated cuff fits everything from T2s to plastic double boots.

FEATURES: Adjustable cuff shockcords • Adjustable waist belt • Gusseted crotch • Two hand pockets • Two high volume thigh pockets • Two-way fly zipper (men's) • Tweave® instep patches

CONSTRUCTION: Tweave® Durastretch®

	WEIGHT	SIZES
WOMEN'S	390 GRAMS / 14 OZ (MED)	XS, S, M, L
MEN'S	480 GRAMS / 17 OZ (MED)	S, M, L, XL (REG., TALL)

Polylaminates

These lightweight SOFTSHELLS are aimed at aerobic athletes who require moderate weather protection in conjunction with superior breathability and suppleness. The DWR-treated outer face sheds moisture and the inner is lightly lofted to encourage wicking and provide comfort. Our EPSILON jackets promote even temperature regulation during training runs or skate skiing workouts.

HYBRIDS	
WIND PROTECTION	⊖ ██████████ ⊕
PRECIPITATION	⊖ ██████████ ⊕
BREATHABILITY	⊖ ██████████ ⊕

EPSILON SV JACKET



BLACK FLARE SLATE CRIMSON NO2 BLUE (M) OLIVE (M) CELESTITE (W)

DESIGN: A fast-forward SOFTSHELL with a structured hood, waist-length cut and stretch wrist gussets. Poly laminate fabric makes this breathable piece ideal for ski touring or mixed weather aerobic use. DWR finish and a wicking interior ensure personal comfort.

FEATURES: Laminated hem drawcord • Full front zip with chin guard • No-lift gusseted underarms • One internal pocket with laminated zip • One laminated sleeve pocket • Structured hood • Stretch wrist gussets • Two hand pockets with laminated zips • Waist length

CONSTRUCTION: Bonded Poly

	WEIGHT	SIZES
WOMEN'S	393 GRAMS / 14 OZ (MED)	XS, S, M, L, XL
MEN'S	454 GRAMS / 16 OZ (MED)	S, M, L, XL, XXL

EPSILON AR JACKET



BLACK OLIVE SLATE (M) CRIMSON (M) CELESTITE (W) KALAMAT (W) NO2 BLUE (W)

DESIGN: A hoodless version of our new POLYLAMINATE SOFTSHELL. For aerobic activities in changing weather conditions, this jacket is breathable, provides good wind protection, and has a wicking interior. A DWR finish helps shed precipitation, adding to its versatility.

FEATURES: Laminated hem drawcord • Full front zip with chin guard • No-lift gusseted underarms • One laminated sleeve pocket with laminated zip (women's) • Two laminated chest pockets with laminated zips (men's) • Structured hood • Stretch wrist gussets • Two laminated hand pockets with laminated zips (women's) • Waist length

CONSTRUCTION: Bonded Poly

	WEIGHT	SIZES
WOMEN'S	295 GRAMS / 10.4 OZ (MED)	XS, S, M, L, XL
MEN'S	400 GRAMS / 14.1 OZ (MED)	S, M, L, XL, XXL

TECHNICAL DETAILS: *Softshells*

DRY CUFFS™

ZIPPER GARAGES


LAMINATED STRETCH-WOVENS

LAMINATED CONSTRUCTION

HYBRID TECHNOLOGY

WINDSTOPPER®


ONE-TO-ONE STRETCH-WOVENS



*introduced: 1998*  
MOST ARC'TERYX JACKETS



*introduced: 1998*  
MOST ARC'TERYX JACKETS



*introduced: 1998*  
ALPHA SV SUIT  
GAMMA SV JACKET & VEST  
GAMMA MX JACKET & HOODY  
GAMMA MX PANT  
GAMMA SALOPETTE  
EASYSIDER JACKET



*introduced: 2001*  
MOST ARC'TERYX SOFTSHELLS



*introduced: 2001*  
ALPHA SV SUIT  
ALPHA COMP HOODY  
SEEKER COMP JACKET



*introduced: 2002*  
SIGMA SV JACKET  
SIGMA AR JACKET  
SIGMA LT JACKET



*introduced: 2003*  
ALPHA COMP HOODY  
GAMMA AR PANT  
GAMMA LT PANT  
ACCELERO JACKET  
VELOX JACKET & PANTS  
SWITCHBACK SHIRT & PANTS

ARC'TERYX initiated the SOFTSHELL revolution by introducing a new generation of laminated stretch-woven fabric. Modern SOFTSHELLS provide liberated movement, breathability, and an elevated level of weather protection. To improve the performance benefits of our SOFTSHELLS we developed new construction methods, added custom components, and sourced new fabrics to broaden the spectrum of SOFTSHELL usability.

Die-cut and laminated, these hydrophobic cuffs stop moisture from wicking into garment sleeves. Easy to operate with bulky handwear or numb fingers, the curved and abrasion resistant tabs create a precision seal to block the elements.

Each one of these hand-shaped and laminated GARAGES plays an integral role in our WATER TIGHT story. Providing a snug under-cover home for our smooth-sliding WATER TIGHT ZIPPER sliders, these waterproof shelters complete our garment's weatherproof seal and ensure total moisture protection.

In collaboration with Malden Mills®, we helped develop the modern SOFTSHELL fabric. Single-layer elemental protection was created by laminating an extremely durable, wind and moisture resistant stretch-woven outer face to an insulative and breathable fleece inner. This four-season fabric allows increased aerobic activity with maximum mobility, while repelling weather and resisting abrasion.

Using our advanced lamination techniques we bond components directly to our garments, eliminating excessive stitching and uncomfortable seams. The end result is higher levels of technical performance and a cleaner aesthetic.

In a fusion of moisture protection and freedom of movement, our HYBRIDS place waterproof-breathable PTFE fabrics in high exposure areas and stretch-woven textiles in mobility critical regions. Delivering backcountry storm protection with performance enhancing stretch, our HYBRIDS cross the boundary between specialization and versatility.

Combining total wind protection with outstanding breathability, WINDSTOPPER® fabrics safeguard core temperature while allowing perspiration to evaporate. An ultra-thin membrane is sandwiched between a fuzzy inner material and a moisture repellant outer face fabric, creating a permanent barrier that eliminates the wind-chill factor.

Tweave® Durastretch® is a highly dynamic and breathable fabric that is extraordinarily durable. Constructed with an over-under thread pattern and one-to-one weave, the yarns lie flat to resist abrasion. This lightweight textile won't pick, pill or abrade while delivering liberated movement and breathability.

## INSULATION

Regulating core temperature is the key to personal comfort in the backcountry. Climatic conditions and physical output dictate the level of insulation required to maintain an ideal thermal state. Our two-tiered INSULATION program is designed to work in unison by efficiently wicking moisture away from the skin, accelerating evaporation and maintaining body temperature. Our PEAK and MID-LAYERS use the most advanced synthetic textiles available and combine our lamination construction techniques with trim patterning to reduce bulk with multiple layers. Made for next-to-skin comfort and exceptional wicking properties, our BASE LAYER collection features synthetics with antimicrobial finishes and sophisticated natural wools that keep odours at bay.



Peak Layer



For the highest degree of warmth, our PEAK LAYER collection features various styles of Polartec® Thermal Pro® and Wind Pro® fleece textiles to preserve core warmth. For use as part of an entire layering system or as stand-alone garments on warmer winter days, these plush jackets have an exceptionally high warmth-to-weight ratio and trim patterning creates less bulk when used with additional layers.



DELTA SV JACKET



DESIGN: Built to maximize heat retention, extra loft helps this PEAK LAYER fleece dial it up a degree. Thick and technical Polartec® Thermal Pro® efficiently traps heat and gusseted underarms minimize lift and bulk. Despite its extra thickness, it is lightweight and maintains good packability.

FEATURES: Exceptional warmth-to-weight ratio • Full front zip with chin guard • Laminated hem drawcord • No-lift gusseted underarms • One chest pocket with laminated zip • Two hand pockets with laminated zips • Reflective collar logo

CONSTRUCTION: Polartec® Thermal Pro® high loft

	WEIGHT	SIZES
WOMEN'S	459 GRAMS / 16.2 OZ (MED)	XS, S, M, L
MEN'S	498 GRAMS / 17.6 OZ (MED)	S, M, L, XL

DELTA AR JACKET



DESIGN: The DELTA AR is a compressible core-warming fleece. This bulkless design layers easily and features an exceptional warmth-to-weight ratio that coincides with a minimalist's mindset.

FEATURES: Exceptional warmth-to-weight ratio • Full front zip with chin guard • Laminated hem drawcord • No-lift gusseted underarms • One laminated internal pocket with laminated zip • Two hand pockets with laminated zips • Reflective logo

CONSTRUCTION: Polartec® Thermal Pro® lightweight

	WEIGHT	SIZES
WOMEN'S	350 GRAMS / 12.4 OZ (MED)	XS, S, M, L
MEN'S	402 GRAMS / 14.2 OZ (MED)	S, M, L, XL

TAU AR PULLOVER



DESIGN: Made from tightly knit Polartec® Wind Pro® fleece with Hardface® technology, this pullover blends a technical profile with a comfortably casual feel. Smooth, durable and stretchy, this garment breathes well and repels exterior elements.

FEATURES: Half zip • One laminated chest pocket with laminated zip (men's) • One laminated sleeve pocket with laminated zip (women's) • Waist length

CONSTRUCTION: Polartec® Wind Pro® with Hardface® technology

	WEIGHT	SIZES
WOMEN'S	332 GRAMS / 11.7 OZ (MED)	XS, S, M, L
MEN'S	424 GRAMS / 15 OZ (MED)	S, M, L, XL

TAU PANT



BLACK

DESIGN: This relaxed straight-leg fleece pant is designed for layering or stand-alone use. Functional Polartec® Wind Pro® repels weather, layers nicely and survives abrasion. Constructed with a fitted front-fly waist on the men's and pull-on hip waist on the women's.

FEATURES: Two laminated thigh pockets with laminated zips  
 • Fitted waist with front fly (men's) • Pull-on pant (women's)  
 • Straight leg cut

CONSTRUCTION: Polartec® Wind Pro® with Hardface® technology

	WEIGHT	SIZES
WOMEN'S	345 GRAMS / 12.2 OZ (MED)	XS, S, M, L
MEN'S	381 GRAMS / 13.4 OZ (MED)	S, M, L, XL (REG., TALL)

DELTA AR ZIP



BLACK



OLIVE



TIGER



SHALE (M)



AMETHYST (W)



EMERALD (W)

DESIGN: Schooled in versatility, this efficient layer traps heat and packs small. Grid texture layers with ease, the deep zip vents heat and the long cut tucks in to keep snow out.

FEATURES: Great warmth-to-weight ratio • Half zip • Trim fit for optimal layering

CONSTRUCTION: Polartec® Thermal Pro® high void grid loft

	WEIGHT	SIZES
WOMEN'S	286 GRAMS / 10.1 OZ (MED)	S, M, L, XL
MEN'S	330 GRAMS / 11.6 OZ (MED)	S, M, L, XL, XXL

DELTA LT ZIP



BLACK



STATUE (M)



CAVENNE (M)



SAPPHIRE (M)



PIMENTO (W)



SULPHUR (W)



SURF (W)

DESIGN: A warm addition to softshell layering systems. Unique plush texture, pullover style and gusseted underarms highlight the technical resumé of this efficient fleece layer. Athletic cut aids ease of mobility.

FEATURES: Great warmth-to-weight ratio • No-lift gusseted underarms • Zip neck

CONSTRUCTION: Polartec® Classic 100 Micro Velour Small Grid

	WEIGHT	SIZES
WOMEN'S	186 GRAMS / 6.6 OZ (MED)	XS, S, M, L, XL
MEN'S	226 GRAMS / 8 OZ (MED)	S, M, L, XL, XXL

DELTA JERSEY



BLACK (M)



CAVENNE (M)



SAPPHIRE (M)



SULPHUR (M)



BLACK (W)



PIMENTO (W)



STATUE (W)



SURF (W)

DESIGN: A stylish pullover for cool weather layering, this sweatshirt wraps the core with warmth. Thermal efficiency, textured fleece and gusseted underarms make it a fully active selection for rock, ice, snow or travel.

FEATURES: Great warmth-to-weight ratio • No-lift gusseted underarms • Pullover style

CONSTRUCTION: Polartec® Classic 100 Micro Velour Small Grid

	WEIGHT	SIZES
WOMEN'S	178 GRAMS / 6.3 OZ (MED)	XS, S, M, L
MEN'S	195 GRAMS / 7 OZ (MED)	S, M, L, XL

TECHNICAL DETAILS: *Insulation*

FLEECE  
FLATLOCK SEAMS

POLARTEC®  
FLEECE


LAMINATED  
CHIN GUARD

FLEECE  
LAMINATION

STRETCH  
ENHANCEMENT

SILVER ION  
TREATMENT

SUPERFINE  
MERINO WOOL



*introduced: 1998*

DELTA SV & AR JACKETS  
MAVERICK AR JACKET  
APACHE AR ZIP  
DELTA AR & LT ZIPS  
DELTA JERSEY  
RHO AR TOP & BOTTOM  
RHO LT ZIP & BOTTOM  
RHO LTW ZIP & BOTTOM

Our fleece garments are triple-stitched using a flatlock stitch that increases strength and durability. The seam lies flat to reduce wear and excess bulk, adds mobility, and creates a comfortable non-chafing finish.

*introduced: 1998*

DELTA SV & AR JACKETS  
MAVERICK AR JACKET  
APACHE AR ZIP  
DELTA AR & LT ZIPS  
DELTA JERSEY  
RHO TOP & BOTTOM

Combining a high warmth-to-weight ratio with efficient wicking properties, the Polartec® family of textiles delivers performance and comfort. 100% polyester fabrics quickly draw moisture away from the skin and encourage evaporation while trapping body heat in air pockets created by the textile's loft. Polartec® Thermal Pro High Loft provides 20% more warmth and 40% more compressibility than standard fleece. Perfect for layering, these fabrics improve personal comfort in cold conditions.

*introduced: 1999*

DELTA SV & AR JACKETS  
MAVERICK AR JACKET

Protecting the face from abrasion and the cold touch of zipper tops, these laminated guards feature a soft inner fleece for next-to-the-skin comfort and a supple structural body that stays in place to eliminate zipper snags.

*introduced: 2000*

MOST ARC'TERYX INSULATION

Improving the performance characteristics of our garments, we pioneered laminated construction technology to bond our pockets, zippers, collars, hems, and cuffs directly to the fleece. The reduction of sewing produces technically advanced outerwear that is more supple and durable, with a streamlined finish.

*introduced: 2001*

RHO AR TOP & BOTTOM  
RHO LT ZIP & BOTTOM  
RHO LTW ZIP & BOTTOM

Designed for active backcountry use, our RHO base layers have built-in stretch for uninhibited range of motion. The interwoven fibres stretch with movement and retain the form-fitting shape of the garment. Keeping the fabric close to the body improves wicking and moisture management properties, and reduces bulk when layering.

*introduced: 2002*

RHO LT ZIP & BOTTOM

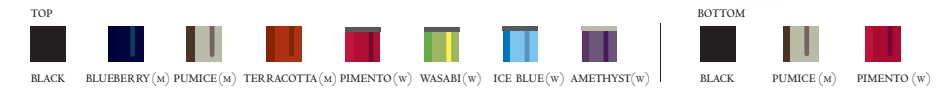
This fabric treatment imbeds silver ion particles into synthetic fibres. These particles create an anti-microbial environment by prohibiting bacteria's ability to respire, metabolize, and reproduce. Used in our synthetic base layers, this treatment does not interfere with wicking or insulative properties, but reduces backcountry stench considerably.

*introduced: 2002*

RHO LTW ZIP & BOTTOM  
EMISSARY RAGLAN S/S SHIRT

A mere 18.5 microns in diameter, Superfine Merino wool fibres are extremely supple and offer a soft, itchless hand. This ingenious natural fibre has a hydrophilic (water holding) core and hydrophobic (water repelling) exterior that promotes wicking and evaporation while maintaining warmth even when saturated. Its natural odour resistance and high tensile strength is perfect for lightweight base layers.

Our solution to forming a comfortable layering system lies in the small details we incorporate into our INSULATION pieces. Starting with a diverse selection of technical synthetic and natural fabrics, we use a combination of sewn and lamination construction techniques to create comfortable, high performing layering pieces that work synergistically.



Soft and smooth on the skin, our BASE LAYER collection efficiently wicks perspiration away from the body and facilitates quick evaporation. With a choice of three different weights, and synthetic or natural Mountain Merino wool fabrics, these designs have finally made warm underwear cool. From our silky feeling RHO SL shirts with Vivital® fabric, to our incredibly comfortable Polartec® Power Stretch® and Rentex™ Powerflex® garments, these pieces are the foundation of a perfect layering system.

**DESIGN:** The dual identity of these wicking layers makes them great both as a warm expedition foundation or as an ideal aerobic midlayer. Wicking and mobile Polartec® Power Stretch® fabric provides a comfortable and solid foundation, and superior stretch won't impede intense athletic movements.

**FEATURES:**

- TOP:** Collar zip • Form fitting • Great warmth-to-weight ratio • laminated pockets with zips  
**BOTTOM:** Great warmth-to-weight ratio • Optional through-the-crotch zip (black only) • Tapered fit • Waist drawcord  
 • Optional 3/4-length bootcut (black only)

**CONSTRUCTION:** Polartec® Power Stretch®

TOP	WEIGHT	SIZES	BOTTOM	WEIGHT	SIZES
WOMEN'S	255 GRAMS / 9 OZ (MED)	XS, S, M, L, XL	WOMEN'S	232 GRAMS / 8.2 OZ (MED)	XS, S, M, L, XL
MEN'S	316 GRAMS / 11.2 OZ (MED)	S, M, L, XL, XXL	MEN'S	255 GRAMS / 9 OZ (MED)	S, M, L, XL, XXL
		XL-W'S, XXL - M'S: BLACK ONLY			XL-W'S, XXL - M'S: BLACK ONLY ZIP VERSION W'S, XS - L: BLACK ONLY ZIP VERSION M'S, S - XL: BLACK ONLY

**DESIGN:** These synthetic foundations enable warm, dry next-to-skin wicking performance. Lightweight fibers move moisture rapidly, and a silver ion treatment reacts with sweat to cut stink out of the technical equation. Bottom is also available in 3/4-length bootcut (black only).

**FEATURES:**

- ZIP:** Form fitting • Great warmth-to-weight ratio • Half zip (men's) • Collar zip (women's) • No-lift gusseted underarms  
 • One laminated chest pocket with laminated zip (men's) • One laminated sleeve pocket with laminated zip (women's)  
 • Silver ion anti-microbial treatment  
**BOTTOM:** Form fitting • Great warmth-to-weight ratio • One laminated thigh pocket with laminated zip • Optional through-the-crotch zip (available in black only) • Silver ion anti-microbial treatment • Optional 3/4-length bootcut

**CONSTRUCTION:** Rentex Powerflex®

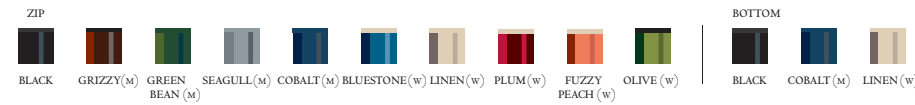
TOP	WEIGHT	SIZES	BOTTOM	WEIGHT	SIZES
WOMEN'S	166 GRAMS / 5.8 OZ (MED)	XS, S, M, L, XL	WOMEN'S	154 GRAMS / 5.4 OZ (MED)	XS, S, M, L, XL
MEN'S	190 GRAMS / 6.7 OZ (MED)	S, M, L, XL, XXL	MEN'S	177 GRAMS / 6.2 OZ (MED)	S, M, L, XL, XXL
		XL-W'S, XXL - M'S: BLACK ONLY			XL-W'S, XXL - M'S: BLACK ONLY

RHO LTW ZIP & BOTTOM

RHO SL CROSS NECK

RHO SL CREW LONG SLEEVE

RHO SL BOTTOM



DESIGN: A natural base layer for prolonged backcountry use. Itchless stretch-knit Merino remains nearly odourless and soft next to skin, while retaining insulative properties when damp. A lycra infusion helps them stay in shape for extended adventures. Bottom also available in 3/4-length bootcut (black only).

FEATURES:

ZIP: Great warmth-to-weight ratio • Form fitting • Collar zip (women's) • Half zip (men's) • No-lift gusseted underarms • Minimal odour retention • One laminated chest pocket with laminated zip (men's) • One laminated sleeve pocket with laminated zip (women's) • Warm when wet

BOTTOM: Great warmth-to-weight ratio • Minimal odour retention • One laminated thigh pocket with laminated zip • Optional through-the-crotch zip (black only, not available in XXL) • Tapered fit • Warm when wet • Optional 3/4-length bootcut

CONSTRUCTION: Mountain Merino Stretch Wool

ZIP	WEIGHT	SIZES	BOTTOMS	WEIGHT	SIZES
WOMEN'S	219 GRAMS / 7.7 OZ (MED)	XS, S, M, L, XL	WOMEN'S	232 GRAMS / 8.2 OZ (MED)	XS, S, M, L, XL
MEN'S	279 GRAMS / 9.8 OZ (MED)	S, M, L, XL, XXL	MEN'S	245 GRAMS / 8.6 OZ (MED)	S, M, L, XL, XXL
		XL-W'S, XXL - M'S: BLACK ONLY			XL-W'S, XXL - M'S: BLACK ONLY M-W'S, NO ZIP

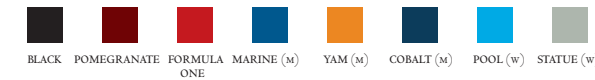


DESIGN: Unique design eliminates zipper bulk at the neckline and provides seamless shoulder layering capability. Constructed of our wicking, buttery soft 3.07 oz Italian single knit polyester, you'll be dry and comfortable in this base layer. The sublimated logo is subdued.

FEATURES: Cross-over neck design for smooth layering • Flatlocked construction • Gusseted underarms • Direct screen print logo for a no-feel hand • Trim, next-to-skin, base layering fit • Heat transfer label to reduce bulk and chafing at neck line

CONSTRUCTION: Vivital™

TOP	WEIGHT	SIZES
WOMEN'S	100 GRAMS / 3.5 OZ (MED)	XS, S, M, L, XL
		XL-W'S, BLACK ONLY



DESIGN: The ultimate base layer: a long sleeve design constructed of super-light 3.07 oz Italian single knit polyester. This buttery soft underwear will wick to keep you dry and comfortable. Raglan seams ensure smooth shoulder layering and the sublimated logo will catch looks when you sport these stylin' undies.

FEATURES: Flatlocked construction • Direct screen print logo for a no-feel hand • Trim, next-to-skin, base layering fit • Heat transfer label to reduce bulk and chafing at neck line

CONSTRUCTION: Vivital

WOMEN'S	WEIGHT	SIZES
	101 GRAMS / 3.6 OZ (MED)	XS, S, M, L, XL
MEN'S	120 GRAMS / 4.2 OZ (MED)	S, M, L, XL, XXL
		XL-W'S, XXL - M'S BLACK ONLY



DESIGN: Wear this smooth pant next-to-skin to keep warm and dry. With flat lying seams and gusseted crotch, you can enjoy freedom of movement with this non-binding base layer. A new 3/4 boot cut option is also available.

FEATURES: Flatlocked construction • Gusseted crotch • Optional 3/4 boot cut length • Direct screen print logo for a no-feel hand • Trim, next-to-skin, base layering fit • Heat transfer label to reduce bulk and chafing at waist line

CONSTRUCTION: Vivital

TOP	WEIGHT	SIZES
WOMEN'S	119 GRAMS / 4.2 OZ (MED)	XS, S, M, L, XL
MEN'S	125 GRAMS / 4.4 OZ (MED)	S, M, L, XL, XXL





Demanding and unforgiving: this is the big mountain environment. Designed for epic first descents or smooth arcs through waist-deep powder, our DESCENT snowsports line is as multi-faceted as the peaks themselves. Rich in backcountry design features such as laminated powder skirts, Recco® reflectors, Opti™ radio pockets and WATER TIGHT ZIPPERS, this collection offers multiple choices of fabrics and diverse levels of elemental protection. With the option of storm blocking GORE-TEX® XCR® HARDSHELLS, toasty-warm INSULATED jackets, or our liberating breathable SOFTSHELL creations, we have covered every possible climatic variable. Patterned and styled for the needs of gravity addicted athletes, this far ranging collection is built for big mountain turns and committed drops into steep chutes.



Loaded with DESCENT specific features, these GORE-TEX® XCR® HARDSHELLS represent the ultimate in big mountain outerwear. Built with burly waterproof breathable fabrics, we have tricked-out this collection with innovative features such as SIDEWINDER™ zips, laminated powder skirts and cuffs, Recco® reflectors, and SPEEDHOODS. Tailored and constructed for unrestricted athletic movement, this collection performs as well as it protects.



DESIGN: This ultimate big-mountain jacket is designed with durable fabrics and a stretch back panel. Technically enhanced with tougher arms, a SPEEDHOOD™, a Recco® reflector, and featuring a powder skirt, curved front zip and transparent Opti radio pocket.

FEATURES: Adjustable laminated powder skirt • Laminated die-cut Velcro® cuffs • Laminated lower hem drawcord • Laminated Opti radio pocket • Laminated quick-dry chin guard • Moulded ZIPPER GARAGES • One chest pocket with laminated zip • One internal chest pocket • One hand pull cords • DROP SPEEDHOOD • Two hand pockets with laminated zips • Recco® reflector • WATER TIGHT SIDEWINDER front, pit, and pocket zips

CONSTRUCTION: 540N 3-layer GORE-TEX® XCR® • 630N 3-layer GORE-TEX® XCR®

MEN'S | WEIGHT: 705 GRAMS / 24.9 OZ (MED) | SIZES: S, M, L, XL, XXL

SIDEWINDER AR JACKET



**DESIGN:** A roomier cut allows layering up for big vertical and a stowable hood is inside for nasty deep days. The women's version sports a tapered silhouette style. This is the performance choice for dropping into chutes or carving up bowls.

**FEATURES:** Adjustable laminated powder skirt • Laminated die-cut Velcro® cuffs • Laminated lower hem drawcord • Laminated Opti radio pocket • Laminated quick-dry chin guard • Moulded ZIPPER GARAGES • One chest pocket with laminated zip • One internal chest pocket • One hand pull cords • STOW SPEEDHOOD • Two hand pockets with laminated zips • Recco® reflector • WATER TIGHT SIDEWINDER front, pit, and pocket zips

**CONSTRUCTION:** 540N 3-layer GORE-TEX® XCR® • 420NR 3-layer GORE-TEX® XCR®

	WEIGHT	SIZES
WOMEN'S	595 GRAMS / 21 OZ (MED)	XS, S, M, L, XL
MEN'S	658 GRAMS / 23.2 OZ (MED)	S, M, L, XL, XXL

STINGRAY AR JACKET



**DESIGN:** Refined GORE-TEX® Soft Shell Low Loft provides a soft-hand, while still delivering great all-weather protection. Styled for the hill with a looser fit and complete with functional features such as handy pockets and laminated powderskirts.

**FEATURES:** Adjustable laminated powder skirt • DROP HOOD • Laminated die-cut Velcro® cuffs • Laminated lower hem drawcord • Laminated quick-dry chin guard • One chest pocket with laminated zip (women's) • One sleeve pocket with laminated zip • One hand pull cords • Recco® reflector • Soft brushed lined collar • Two hand pockets with laminated zips • Two way laminated pit zips • WATER TIGHT front, pit and pocket zips

**CONSTRUCTION:** 730 GORE-TEX® Soft Shell Low Loft

	WEIGHT	SIZES
WOMEN'S	704 GRAMS / 24.8 OZ (MED)	XS, S, M, L, XL
MEN'S	753 GRAMS / 26.6T OZ (MED)	S, M, L, XL, XXL

STINGRAY AR PANT



**DESIGN:** A loose snowsports styled pant designed for on-area riding and skiing. GORE-TEX® Soft Shell Low Loft wears comfortably, while dual waist adjustment straps ensure a great fit. Featuring a drop seat design, WATER TIGHT zippered side vents and wide lower leg patterning.

**FEATURES:** Drop seat design • Laminated powder cuffs • Moulded ZIPPER GARAGES • Two front stash pockets with laminated zips • Waist pant with front fly flap and dual waist adjustment straps • WATER TIGHT pocket, front fly, and side vent zips • Keprotec instep patch • Wide lower leg patterning

**CONSTRUCTION:** 730 GORE-TEX® Soft Shell Low Loft • Schoeller® Keprotec

	WEIGHT	SIZES
WOMEN'S	522 GRAMS / 18.4 OZ (MED)	XS, S, M, L, XL
MEN'S	594 GRAMS / 21 OZ (MED)	S, M, L, XL, XXL

(SHORT, REG., TALL)  
 XL, XLT-W.S., XXL, 2XS, 2XT - M'S:  
 BLACK ONLY

MINUTEMAN PANT & BIB

PATRIOT SV JACKET

SCORPION JACKET

SCORPION PANT



DESIGN: Engineered for high alpine descents with breathable GORE-TEX® XCR®. Both PANT and BIB are made ready for access with powder cuffs, reinforced instep patches, looser leg circumference and articulated knees and seat. The half-bib design sports a drop seat and adjustable suspenders. These robust pants set the tone on ridge hikes, sled days or when digging deep.

FEATURES: Adjustable cuff shock cords • Keprotec instep patches • Laminated Powder cuffs • Moulded ZIPPER GARAGES • Two thigh pockets with laminated zips

PANTS: Adjustable waist belt • WATER TIGHT pocket, side vent and front fly zips

BIBS: Adjustable waist belt • Drop seat design • Low-cut bib • Quick adjust suspenders • Two bib stash pockets • WATER TIGHT pocket, 3/4 leg and front fly zips

CONSTRUCTION: 540N 3-layer GORE-TEX® DRYLOFT® • 630N 3-layer GORE-TEX® XCR® • Schoeller® Keprotec

PANT	WEIGHT	SIZES
WOMEN'S	560 GRAMS / 20 OZ (MED)	XS, S, M, L, XL
MEN'S	599 GRAMS / 21 OZ (MED)	S, M, L, XL, XXL (SHORT, REG., TALL)
XL-W'S, XXL - M'S: BLACK AND DARK CINDER ONLY		

BIB	WEIGHT	SIZES
WOMEN'S	682 GRAMS / 24 OZ (MED)	XS, S, M, L, XL
MEN'S	721 GRAMS / 25 OZ (MED)	S, M, L, XL, XXL (SHORT, REG., TALL)
XL-W'S, XXL - M'S: DARK CINDER ONLY		

DESIGN: The ultimate in insulated cold weather parkas moderates long lift rides. All-weatherproofed with a GORE-TEX®/Primaloft® combo and detailed for long deep days with a powder skirt, goggle pocket and Stow Hood.

FEATURES: Adjustable powder skirt • Hem drawcord • Laminated die-cut Velcro® cuffs • Micro seam allowances (1/16"/1.6MM) • One chest pocket with laminated zip • One goggle pocket • One hand pull cords • Relaxed fit • Stow Hood • Two hand pockets with laminated zips • WATER TIGHT front and pocket zips

CONSTRUCTION: 200 gm/sqm Primaloft® Sport • 500NR 2-layer GORE-TEX® • 400N 2-layer GORE-TEX® XCR®

	WEIGHT	SIZES
WOMEN'S	779 GRAMS / 28 OZ (MED)	XS, S, M, L
MEN'S	906 GRAMS / 32 OZ (MED)	S, M, L, XL

DESIGN: A new GORE-TEX® Soft Shell High Loft fabric combines a lofty fleece interior with a soft hand exterior. Classic styling for the hill, with essential features such as handy pockets, a laminated powderskirt, WATER TIGHT zips, a Recco® reflector and STORM HOOD to keep you on the hill all day long.

FEATURES: Adjustable laminated powder skirt • Laminated hem drawcord • No-lift gusseted underarms with laminated pit zips • Recco® reflector • Laminated quick-dry chin guard • One chest pocket • One goggle pocket • One hand pull cords • Relaxed fit • STORM HOOD • Two hand pockets • Two internal stretch pockets with laminated zips • Two-way laminated pit zips • WATER TIGHT front, pit and pocket zips

CONSTRUCTION: 590N GORE-TEX® Soft Shell Low Loft • 860N GORE-TEX® Soft Shell High Loft

	WEIGHT	SIZES
WOMEN'S	680 GRAMS / 24 OZ (MED)	XS, S, M, L, XL
MEN'S	750 GRAMS / 26.5 OZ (MED)	S, M, L, XL, XXL

DESIGN: Using the same great fabrics as the jacket, the new SCORPION pant has a super soft fleece interior and soft hand exterior. Great for on-area use, it features laminated powder cuffs, a laminated Kevlar reinforced hem and two-way WATER TIGHT side zips.

FEATURES: Articulated knee • Internal removable belt with belt loops • Laminated powder cuffs • Laminated Kevlar reinforced hem • Recco® reflector • Two two-way side vents • Two zippered thigh pockets • WATER TIGHT pocket, side and front fly zip

CONSTRUCTION: 590N GORE-TEX® Soft Shell Low Loft • 860N GORE-TEX® Soft Shell High Loft

	WEIGHT	SIZES
WOMEN'S	645 GRAMS / 22.8 OZ (MED)	XS, S, M, L, XL (REG., TALL)
MEN'S	693 GRAMS / 24.3 OZ (MED)	S, M, L, XL, XXL (SHORT, REG., TALL)



More than anything we love a challenge. The only thing we love more than a challenge is developing a truly purpose built tool with a clearly defined end use. So when Canadian Mountain Holidays (CMH) contacted us concerning creating their new guide suit we jumped at the opportunity. CMH runs one of the most professional heli-ski operations in the world with 12 areas throughout the Columbia Mountains of B.C., Canada. Their guides commonly log over 100,000 vertical feet of skiing in a week, while managing to keep their clients safe and happy. This is no easy task and the gear they use is essential to their success.

We began with guide feedback and our own assumptions about what the perfect heli-ski guide suit would be and started building prototypes for testing. After receiving mixed feedback from the field, we quickly realized that there's no replacement for personal experience and hearing it from the guides directly. We found that heli-skiing differs considerably from lift riding or backcountry skiing and therefore the design, materials, and essential features would be exclusive to this activity. The first lesson was in heli 'rotor-wash' and the swirling snow it blasted everywhere, especially down a collar or into an open hood. Heli-skiing is a very fast-paced all downhill activity, and the short down-time between runs is spent inside a warm, humid helicopter. This suggested that

we use a HYBRID construction of PTFE fabric and a stretch-woven softshell material, which would combine serious elemental protection with a higher level of breathability. Our designers became deeply immersed in their heli-skiing research, needing 'a few more runs' for product development purposes. When they finally emerged from the powder, they had a new appreciation and understanding of which design elements were needed. Back in the design room, they applied their new-found knowledge.

Heli-ski guides carry work-specific tools such as maps, altimeters, logbooks, radios and avalanche beacons that are essential to ensure the safety of their clients. These items must be readily available; therefore pocket configuration and design were critically important factors. A robust radio-specific pocket on the jacket features internal volume and an outside mic attachment point for easy communication. Two wide-mouthed cargo pockets with supple zipper openings on the pants make accessing log books simple, and pockets on the bib-front keep beacons secure and batteries warm. Many other requirements necessitated specific design considerations, and we addressed them with articulated patterning, technical materials, and our advanced construction techniques. The final product, the Neos AR Jacket and Pant, is a not a multi-purpose suit, but the perfect execution of a user-specific design for a specialized activity.



PHOTO: CANADIAN MOUNTAIN HOLIDAYS



Freeride and backcountry devotees appreciate our SOFTSHELLS' ability to move and breathe as they do, while still offering up elemental protection with a softer feel and aesthetic snowsports styling. This season we have incorporated advanced insulation into several of our DESCENT SOFTSHELLS, extending the temperature range of these versatile pieces. The MATADOR JACKETS combine a poly-faced WINDSTOPPER® fabric with Primaloft® synthetic insulation for protection in windy dry conditions. Our HADES pieces feature Consoltext® iS3 fabric, the first fully-integrated softshell and continuous filament insulation combination, which provides high wind resistance and two-way stretch for active use. Our SEEKER COMP JACKET is a hybrid of PTFE fabric for precipitation management and Consoltext® S3 Lite softshell material for liberated movement and breathability during demanding touring days. For high output winter activities, our TRIDENTS feature a highly breathable and stretchy boded polylaminate fabric for perspiration management and exceptional freedom of movement. Offering warmth, elemental protection and mobility, our DESCENT SOFTSHELL collection is as dynamic as the mountain terrain.



DESIGN: Introducing a new tough poly faced WINDSTOPPER® fabric, this jacket protects during cold and dry conditions. Designed to keep you warm, it features handy pockets, an adjustable powder skirt and a burly Vislon front zip.

FEATURES: • Adjustable powder skirt • Hem drawcord • Laminated elbow patches • Two internal mesh pockets (men's) • One internal mesh cargo pocket (women's) • One laminated chest pocket with laminated zip (men's) • One laminated arm pocket (women's) • Two insulated zippered hand pockets • Vislon front zip

CONSTRUCTION: 200gm/m<sup>2</sup> Primaloft® Sport • 530P WINDSTOPPER® • Schoeller®

	WEIGHT	SIZES
WOMEN'S	468 GRAMS / 16.5 OZ (MED)	XS, S, M, L, XL
MEN'S	550 GRAMS / 19.4 OZ (MED)	S, M, L, XL, XXL



DESIGN: Dense insulation heats things up in this new DWR treated jacket great for layering and for stand-alone use. Two-way stretch and no-lift gusseted underarms increase mobility, while four zippered pockets keep essentials organized.

FEATURES: Full front zip with chin guard • Soft brushed lined collar • Two internal pockets with laminated zips • Two zippered hand pockets

JACKETS: Hem drawcord • No-lift gusseted underarms • Stretch gusseted cuffs • Stretch panel lining

VESTS: Reverse coiled front zip • Hem drawcord (men's) • Scalloped hem (women's)

CONSTRUCTION: 2.7oz Consoltext iS3 Insulated

	WEIGHT	SIZES
JACKETS WOMEN'S	440 GRAMS / 15.5 OZ (MED)	XS, S, M, L
MEN'S	507 GRAMS / 18 OZ (MED)	S, M, L, XL
VESTS WOMEN'S	268 GRAMS / 9.5 OZ (MED)	XS, S, M, L
MEN'S	315 GRAMS / 11 OZ (MED)	S, M, L, XL

SEEKER COMP JACKET

SEEKER PANT

TRIDENT JACKET

TRIDENT HOODY



ARMADILLO SOCKEYE (M) HUCKLEBERRY (W)

DESIGN: A DESCENT HYBRID jacket ideal for aerobic pursuits in the backcountry. Fusing new Consoltex S3 Lite with a soft inside-and-out waterproof breathable fabric, it features an adjustable powder skirt, helmet compatible STORM HOOD and taped shoulders.

FEATURES: Adjustable powder skirt • DWR finish • Helmet compatible STORM HOOD • Laminated die-cut Velcro® cuffs • Laminated hem drawcord • No-lift gusseted underarms • One large laminated interior stretch pocket • One small laminated interior stretch pocket • PTFE seam tape • Recco® reflector • Two hand pockets with laminated zips • WATER TIGHT SIDEWINDER front and pocket zips

CONSTRUCTION: • 590 PTFE • Consoltex S3 Lite

	WEIGHT	SIZES
WOMEN'S	560 GRAMS / 19.8 OZ (MED)	XS, S, M, L
MEN'S	630 GRAMS / 22.2 OZ (MED)	S, M, L, XL

DESIGN: A technical stretch-woven backcountry pant with powder cuffs, slightly higher cut in the back and removable suspenders to keep everything in place. Made from Schoeller® Dynamic GNS, these pants are made for the long haul.

FEATURES: Adjustable powder cuffs • Adjustable waist belt • Gusseted crotch • Higher lumbar coverage • Instep patch • Removable quick-adjust suspenders • Two hand pockets with laminated zips • Two high volume thigh pockets • Two-way fly

CONSTRUCTION: • Schoeller® Dynamic GNS

	WEIGHT	SIZES
WOMEN'S	422 GRAMS / 14.9 OZ (MED)	XS, S, M, L (REG., TALL)
MEN'S	480 GRAMS / 17 OZ (MED)	S, M, L, XL (REG., TALL)

BLACK



ARMADILLO COBALT (M) PINE (M) TERRACOTTA (M) BUMBLEBERRY (W) BASMATI (W) PINE (W)

DESIGN: This jacket offers great breathability for high output snowsports activities, and allows for full performance with no-lift gusseted underarms, stretch gusset cuffs with grip tabs and athletic fit. Great as a second layer or for stand-alone use.

FEATURES: Laminated hem drawcord • Large internal mesh goggle pocket • No-lift gusseted underarms • Reflective coloured piping • Reverse coil front zip with chin guard • Soft brushed lined collar • Stretch gusset cuffs with grip tabs • Two zippered hand pockets

CONSTRUCTION: Bonded Poly Plain Face

	WEIGHT	SIZES
WOMEN'S	387 GRAMS / 13.6 OZ (MED)	XS, S, M, L, XL
MEN'S	745 GRAMS / 16.8 OZ (MED)	S, M, L, XL, XXL



ARMADILLO (M) COBALT (M) PINE (M) TERRACOTTA (M) ARMADILLO (W) BUMBLEBERRY (W) BASMATI (W)

DESIGN: Like the TRIDENT jacket, this hoody offers great breathability for high output snowsports activities, with a more relaxed fit and a structured hood. Great as a second layer or for stand-alone use.

FEATURES: Laminated hem drawcord • No-lift gusseted underarms • Reflective coloured piping • Reverse coil front zip with chin guard • Soft brushed lined collar • Stretch gusset cuffs with grip tabs • Structured hood • Two zippered hand pockets

CONSTRUCTION: Bonded Poly Plain Face

	WEIGHT	SIZES
WOMEN'S	420 GRAMS / 14.8 OZ (MED)	XS, S, M, L, XL
MEN'S	510 GRAMS / 18 OZ (MED)	S, M, L, XL, XXL



Surreptitiously keeping the core warm and dry, these technical Polartec® fleece tops are great additions to the layering mix. Compressible and quick-drying, the trim patterning allows for no-bulk layering and active use, and the assorted textures add to the visual and tactile appeal.



DESIGN: Presenting a more streamlined style is the hallmark of this textured warm layer. Hollow core pile conserves a reliable supply of body heat, and the nailhead exterior refuses to pill. It's cut trim, so layering up is hassle-free.

FEATURES: DWR finish • Full front zip with interior wind flap • No-lift gusseted underarms • Hem drawcord • One laminated sleeve pocket with laminated zip • Two hand pockets with laminated zips and pocket facings

CONSTRUCTION: Polartec® Thermal Pro® Nailhead

	WEIGHT	SIZES
WOMEN'S	440 GRAMS / 15.5 OZ (MED)	XS, S, M, L, XL
MEN'S	530 GRAMS / 18.7 OZ (MED)	S, M, L, XL, XXL



DESIGN: The SNIPER ZIP is constructed from a unique Polartec® Wind Pro® textured herringbone fabric. It's great as a second layer, or for casual urban wear. The STILETTO is a perfect second layer or everyday sweater with great style lines. Featuring an asymmetrical zip for added flare, and no-lift gusseted underarms for extra range of motion.

FEATURES: SNIPER: Articulated elbows • Half-zip • Laminated sleeve pocket with laminated zip

STILETTO: Mock neck with asymmetrical zip • No-lift gusseted underarms • One hip essentials pocket

CONSTRUCTION: SNIPER: Polartec® Wind Pro® Herringbone

STILETTO: Polartec® Thermal Pro® Whip Cord

	WEIGHT	SIZES
WOMEN'S STILETTO	340 GRAMS / 12 OZ (MED)	XS, S, M, L, XL
MEN'S SNIPER	647 GRAMS / 22.8 OZ (MED)	S, M, L, XL, XXL



DESIGN: Designed for both the backcountry and the base lodge, this half-zip warms with elevated style. Polartec® Thermal Pro® tweed manages moisture, dries quickly and compresses efficiently when packed. Laminated elbow patches resist wear.

FEATURES: Great warmth-to-weight ratio • Half-zip • Laminated elbow patches • No-lift gusseted underarms • One laminated chest pocket with laminated zip

CONSTRUCTION: Polartec® Thermal Pro® Tweed

	WEIGHT	SIZES
MEN'S	385 GRAMS / 13.6 OZ (MED)	XS, S, M, L, XL



## ACCESSORIES

ARC'TERYX gloves and headwear use high technology and custom patterning to protect the extremities. Advanced synthetics join forces with smooth leathers and sophisticated wools in these highly-articulated performance gloves. Our BIRD LID caps protect against the sun and downplay bad hair days, and our tuques will preserve the heat in your noggin, even on a toboggan.



GAMMA SV

HARDFACE

STINGER

DELTA SV

DELTA

GOthic



BLACK



BLACK



BLACK



BLACK



BLACK DENIM



BLACK CHILI

DESIGN: Forged from rock-and-ice necessity, this dexterous glove blends stretch-woven versatility with the superior feel of waterproof, breathable leather. The internal warmth of Polartec® Power Shield® and an easy-on cuff are tailor-made for mixed climbing use.

FEATURES: Anatomical design and fit • DWR finish • Elasticized wrist • Polartec® Power Shield® in back of hand/cuff areas and in fingers • Reinforced palm with leather thumb and fingers • Short-length cuff with pull tab

CONSTRUCTION:  
Shell: Polartec® Power Shield® high loft  
Reinforcement: Washable leather

UNISEX SIZES | S, M, L, XL, XXL  
WEIGHT | 112 GRAMS / 3.9 OZ (M PAIR)

DESIGN: This touring glove has the right demeanor for the alpine. A tough, resistant exterior and soft, fleecy interior provide both warmth and durability. Dense Polartec® Wind Pro® fleece blocks and breathes, and waterproof leather reinforces the technical perception.

FEATURES: Anatomical design and fit • DWR finish • Elasticized wrist • Lezanova® leather palm • Polartec® Wind Pro® in back of hand/cuff areas • Short-length cuff with pull tab • Washable leather palm

CONSTRUCTION:  
Shell: Polartec® Wind Pro • Polartec® Power Shield®  
Reinforcement: Washable leather

UNISEX SIZES | XS, S, M, L, XL, XXL  
WEIGHT | 82 GRAMS / 2.9 OZ (M PAIR)

DESIGN: This leather and Polartec® Power Shield® glove is a truly high performance design. Constructed from softshell fabric that vents the hand during rapid acceleration, it provides dexterity and comfort for the approach, transition or descent.

FEATURES: Anatomical design and fit • DWR finish • Elasticized wrist • Full finger leather construction • Polartec® Power Shield® in the back of the hand and cuff area • Reinforced leather palm • Short-length cuff with expansion gusset and Velcro® tab adjustment • Soft quick-drying polyester fleece lining

CONSTRUCTION:  
Shell: Polartec® Power Shield®  
Reinforcement: Washable leather  
Lining: 100% polyester

UNISEX SIZES | S, M, L, XL, XXL  
WEIGHT | 140 GRAMS / 4.9 OZ (M PAIR)

DESIGN: Used both as a stand-alone insulator and an ultra-warm liner, this multi-faceted fleece glove is great to have in the back pocket when heading out. Mechanically dense Polartec® Wind Pro® cuts through cold conditions and won't pill like traditional fleece.

FEATURES: Anatomical design and fit • Elasticized wrist • Short-length cuff with pull tab

CONSTRUCTION: Polartec® Wind Pro®

UNISEX SIZES | S, M, L, XL, XXL  
WEIGHT | 60 GRAMS / 1.92 OZ (M PAIR)

DESIGN: A step beyond standard fuzz gloves, the DELTA upgrades with double-faced, pill-resistant pile. Warm, compressible and detailed with a short cuff and pull tab, it matches up perfectly with everything from layering to shoveling.

FEATURES: Anatomical design and fit • Elasticized wrist • Short-length cuff with pull tab

CONSTRUCTION: 100% Polyester double-face pile

UNISEX SIZES | XS, S, M, L, XL, XXL  
WEIGHT | 70 GRAMS / 2.2 OZ (M PAIR)

DESIGN: The natural advantages of Merino Wool make this warm liner ideal for back-country, aerobic or expedition applications. Fit to form and enhanced with a modicum of stretch, it delivers dexterity and retains shape for the duration.

FEATURES: Form fitting • Short-length cuff • Warm when wet

CONSTRUCTION: Mountain Merino Stretch Wool

UNISEX SIZES | XS, S, M, L, XL, XXL  
WEIGHT | 36 GRAMS / 1.3 OZ (M PAIR)

CLASSIC BEANIE

TAU BEANIE

RHO LTW BEANIE

COVERT BEANIE

COVERT POCKET BEANIE

RHO BALACLAVA

GAMMA SV HEADBAND

RHO LTW GAITER

COVERT SCARF



DESIGN: The classic.  
 FEATURES: 100% wool • Soft thermal fleece under-banding • Four dart construction  
 CONSTRUCTION: 100% Wool • Fleece underbandings  
 ONE SIZE • WEIGHT: 85 GRAMS / 3 OZ



DESIGN: A beanie made using Polartec® Wind Pro® with Hardface® technology.  
 FEATURES: Four panel construction • Elastic trim.  
 CONSTRUCTION: Polartec® Wind Pro® with Hardface® technology  
 ONE SIZE • WEIGHT: 50 GRAMS / 1.7 OZ



DESIGN: A 100% Mountain Merino Knit Wool beanie, featuring a double layered headband and embroidered BIRD LOGO on the side.  
 FEATURES: One piece • Six dart construction • Double layered headband  
 CONSTRUCTION: 100% Mountain Merino Wool  
 ONE SIZE • WEIGHT: 52 GRAMS / 1.8 OZ



DESIGN: Another classic featuring sweater-look COVERT fabric and detailed finish.  
 FEATURES: COVERT finishing details • Six dart construction  
 CONSTRUCTION: Polartec® Thermal Pro® Sweater Knit  
 ONE SIZE • WEIGHT: 40 GRAMS / 1.2 OZ



DESIGN: The classic design featuring a laminated essentials pocket with laminated zip.  
 FEATURES: Laminated essentials pocket with laminated zip • COVERT finishing details • Six dart construction.  
 CONSTRUCTION: Polartec® Thermal Pro® Sweater Knit  
 ONE SIZE • WEIGHT: 45 GRAMS / 1.6 OZ



DESIGN: An ergonomic design using two pieces of Polartec® Power Stretch® to create an anatomical full face cover.  
 FEATURES: Ergonomic design  
 CONSTRUCTION: Polartec® Power Stretch®  
 ONE SIZE • WEIGHT: 42 GRAMS / 1.5 OZ



DESIGN: A one-piece Polartec® Power Stretch® headband contoured to keep ears toasty.  
 FEATURES: One-piece construction • Contoured fit  
 CONSTRUCTION: Polartec® Power Stretch®  
 ONE SIZE • WEIGHT: 20 GRAMS / 0.7 OZ



DESIGN: A 100% Mountain Merino neck gaiter keeps the snow out and the “warm” in.  
 FEATURES: One-piece construction • embroidered BIRD LOGO  
 CONSTRUCTION: 100% Mountain Merino Knit Wool  
 ONE SIZE • WEIGHT: 55 GRAMS / 1.9 OZ



DESIGN: A COVERT scarf—wrap out the cold while stashing your stuff in a cool, laminated pocket.  
 FEATURES: COVERT finishing details • Laminated essentials pocket with laminated zip • 168.5 cm/ 66” long • Contoured shaping  
 CONSTRUCTION: Polartec® Thermal Pro® Sweater Knit • Contoured shaping  
 ONE SIZE • WEIGHT: 50 GRAMS / 1.7 OZ

BRIM BEANIE

NØRSENØGGEN

EMISSARY BEANIE

BIRD HEAD

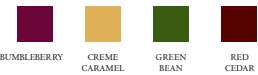
BUCKET LINER

WOOL LID

WORD BRIM LID

BIG BIRD

TRAD LID



DESIGN: A comfortable crocheted melon cozy with a soft brim

FEATURES: Laminated brim

CONSTRUCTION: 100% acrylic.

ONE SIZE • WEIGHT: 67 GRAMS / 2.4 OZ



DESIGN: Scandinavian inspired weave meets "MOM APPROVED" tie-down earflaps on this warm 100% wool tuque..

FEATURES: Four dart construction  
• Earflaps with cords

CONSTRUCTION: 95% acrylic, 5% nylon

ONE SIZE • WEIGHT: 67 GRAMS / 2.4 OZ



DESIGN: The classic beanie light! Made with 100% Fine Mountain Merino Wool.

FEATURES: Double layer hem finish  
• Six dart construction.

CONSTRUCTION: 100% Fine Mountain Merino Wool

ONE SIZE • WEIGHT: 50 GRAMS / 1.7 OZ



DESIGN: A lightweight beanie with a BIRD LOGO woven right into it. Imagine that!

FEATURES: Soft fleece underbanding  
• Four dart construction

CONSTRUCTION: 50/50 Merino wool/acrylic blend  
• Fleece underbanding

ONE SIZE • WEIGHT: 66 GRAMS / 2.3 OZ



DESIGN: For those who want to protect their noodles from high-speed impact and want protection from Jack Frost.

FEATURES: Contoured shape  
• Fleece ear and forehead wrap  
• Mesh top for slim fit and breathability

CONSTRUCTION: 100% Micro-fleece  
• Acrylic mesh top

ONE SIZE • WEIGHT: 33 GRAMS / 1.2 OZ



DESIGN: Sporting an embroidered Bird logo on the front and a full back with Flex-Fit®, this wool-blend cap is a crowd pleaser.

FEATURES: 70% wool, 20% nylon, 8% acrylic, 2% spandex, a brimmed cap with FlexFit® and an embroidered bird logo.

CONSTRUCTION: 70% wool, 20% nylon, 8% acrylic, 2% spandex

ONE SIZE • WEIGHT: 101 GRAMS / 3.6 OZ



DESIGN: A subtle, micro WORD LOGO runs along the edge of the brim, and a gel BIRD adorns the front of this Flex-Fit® cap.

FEATURES: A FlexFit® cap with a gel bird logo front and woven brim tape. 63% polyester, 34% cotton

CONSTRUCTION: 63% polyester, 34% cotton

SIZE: S/M (56CM/22") L/XL (58CM/23")  
• WEIGHT: 101 GRAMS / 3.6 OZ



DESIGN: A structured cap with a gel 3D logo treatment. Flexfit® elastic fit with fully enclosed back.

FEATURES: Available in S/M and L/XL sizes  
• Pre-curved bill  
• Elastic Flexfit® fit

CONSTRUCTION: Stretch Brushed Twill 97% Cotton  
• 3% Spandex  
• 8.5 oz fabric

SIZE: S/M (56CM/22") L/XL (58CM/23")  
• WEIGHT: 84 GRAMS / 3 OZ



DESIGN: A non-structured traditional adjustable cap with two-tone bill. Embroidered Bird logo on front, and embroidered Arc'teryx Word logo on back.

FEATURES: Adjustable fit  
• Pre-curved bill

CONSTRUCTION: 100% Cotton  
9 oz. fabric

ONE SIZE, ADJUSTABLE VELCRO® TOP  
• WEIGHT: 101 GRAMS / 3.6 OZ



If work, sleep, or life's little demands didn't get in the way, 24 is the number of hours per day we would spend playing in the mountains. Until this utopia is achieved, we can enjoy our urban trappings with these sporty lifestyle garments. Styled for casual living, the 24 collection is cut from more relaxed patterns, but still combines high-tech synthetic and natural textiles with advanced design details to enhance our daily life. Modern technology meets timeless design in these comfortable, urban and alpine inspired garments.

REGENT CARDIGAN

DIPLOMAT ST

GOthic HOODY

GOthic CARDIGAN



DESIGN: A casual wool sweater with a reverse coil front zip. Featuring a beautiful new double faced knit wool fabric, with a tweed-like contrast interior.

FEATURES: Reverse coil front zip • Stretch-woven lined collar • Two internal mesh pockets • Two zippered hand pockets • Reverse face detail (women's)

CONSTRUCTION: Montemurlo Italian wool

	WEIGHT	SIZES
WOMEN'S	496 GRAMS / 17.5 OZ (MED)	XS, S, M, L, XL
MEN'S	600 GRAMS / 21.2 OZ (MED)	S, M, L, XL, XXL



DESIGN: Create a presence with this union of Italian wool and fleece. A premium fabric fusion that is as appropriate traveling first-class as it is staying warm in bitter or windy mountain conditions. Individually refined with a sophisticated sense of style.

FEATURES: One hidden chest pocket • Two hand pockets • Unique blend of wool, fleece and WINDSTOPPER® textiles • Windproof, breathable and warm

CONSTRUCTION: Exclusive non-itch Italian wool/fleece and WINDSTOPPER®

	WEIGHT	SIZES
UNISEX	739 GRAMS / 26.1 OZ (MED)	XS, S, M, L, XL



DESIGN: This cozy hoody defines pure luxury. Itchless wool keeps you warm, internal fleece softens, and pockets keep hands snug. An elegant, everyday style with a hood that keeps the core stoked on cold mountain nights.

FEATURES: Casual cut • Full front zip • Full gothic style hood • Non-itch wool laminated to soft microfleece lining • Two zippered hand pockets

CONSTRUCTION: Exclusive non-itch Italian wool laminated to soft microfleece lining

	WEIGHT	SIZES
UNISEX	836 GRAMS / 29.5 OZ (MED)	XS, S, M, L, XL



DESIGN: With a fine Italian wool laminated to microfleece lining, this sweater is a timeless alternative for bundling up against the cold. Fleece interior stays soft and imported wool warms up the soul in damp, dreary and dark weather.

FEATURES: Full front zipper with interior wind flap • Non-itch wool laminated to soft microfleece lining • Two zippered hand pockets • High collar

CONSTRUCTION: Exclusive non-itch Italian wool laminated to soft microfleece lining

	WEIGHT	SIZES
WOMEN'S	649 GRAMS / 22.9 OZ (MED)	XS, S, M, L
MEN'S	785 GRAMS / 27.7 OZ (MED)	S, M, L, XL, XXL

FUGITIVE HOODY



DESIGN: This hoody combines technical fabric with alpine focused styling. Polartec® Wind Pro® fleece provides warmth, weather protection and notable durability. Trim hip-length fit, low-bulk collar and luxurious hood.

FEATURES: Full front zip with chin guard • One internal pocket with zip • Hip length • SCUBA HOOD • Two hand pockets with laminated zips

CONSTRUCTION: Polartec® Wind Pro® with Hardface® Technology

	WEIGHT	SIZES
WOMEN'S	380 GRAMS / 13.4 OZ (MED)	XS, S, M, L
MEN'S	456 GRAMS / 16.1 OZ (MED)	S, M, L, XL

ACCOMPLICE JACKET



DESIGN: A comfortable piece designed for layering or stand alone use. Durable Polartec® Wind Pro® offers a soft fleece interior for comfort and a DWR treated exterior for extra weather protection.

FEATURES: Full front zip • Hip length • Two hand pockets with laminated zips

CONSTRUCTION: Polartec® Wind Pro® with Hardface® Technology

	WEIGHT	SIZES
WOMEN'S	364 GRAMS / 12.8 OZ (MED)	XS, S, M, L
MEN'S	495 GRAMS / 17.5 OZ (MED)	S, M, L, XL

EMISSARY HOODY



DESIGN: A casually styled hoody that is perfect for cool days in any mountain village. Made with fine Mountain Merino Ponte Wool, this hoody features a kangaroo pocket with a hidden stash pocket. Both the men's and woman's versions have our SCUBA HOOD, with the Ladies receiving an exaggerated cross-neck and more sculpted figure.

FEATURES: Cross neck • Embroidered BIRD LOGO • Kangaroo pocket • One laminated security stash pocket • SCUBA HOOD

CONSTRUCTION: Fine Mountain Merino Ponte

	WEIGHT	SIZES
WOMEN'S	525 GRAMS / 18.5 OZ (MED)	XS, S, M, L, XL
MEN'S	648 GRAMS / 22.9 OZ (MED)	S, M, L, XL, XXL

EMISSARY RAGLAN SHORT SLEEVE



DESIGN: A blend of performance and luxury that wears well for any activity, situation or locale. Itchless Merino Wool cools the core and stays odour free. Stylish silhouettes and a touch of stretch make them a pleasure to put on in all types of weather.

FEATURES: Embroidered BIRD LOGO on front hem and ARC'TERYX WORD LOGO on seam • Flatlocked seams • Raglan style • Stand-alone wear • Superb anti-microbial properties • Trim athletic fit • Unique two-tone colour blocking (except Sangria)

CONSTRUCTION: Superfine Mountain Merino Wool

	WEIGHT	SIZES
WOMEN'S	136 GRAMS / 4.8 OZ (MED)	XS, S, M, L
MEN'S	189 GRAMS / 6.7 OZ (MED)	S, M, L, XL





GAMUT PANT, CAPRI, LONG & SHORT

OPERATIVE T LONG SLEEVE

OPERATIVE T SHORT SLEEVE

OPERATIVE TANK



**DESIGN:** Tough mountain styles for both work and play. Heavy cotton canvas wears tough, triple needle inseams won't tear, relaxed fit provides mobility and contrasting zips add a dash of flavor. The PANT sports clean lines with added reinforcements, and the SHORT wears tough in warmer weather. The CAPRI sports a hip low-slung aesthetic and the LONG hangs looser to match the bouldering vibe.

**FEATURES:** Double needle main construction • Triple needle inseam construction • Front fly with belt loops • Gusseted crotch • Knee articulation (pants) • Soft chamois lined waist • Two front slash pockets • Two rear zippered security pockets • Low-rise women's specific fit • Men's relaxed fit

**CONSTRUCTION:** 9.14 oz Cotton Canvas

**MEN'S PANT**  
 WEIGHT: 609 GRAMS / 21.5 OZ  
 SIZES: 28 | 30 | 31 | 32 | 33 | 34 | 36 | 38  
 INSEAM: CM 81 | 76 | 81 | 76 | 81 | 76 | 81 | 89 | 76 | 81 | 89 | 76 | 81 | 89 | 89  
 INSEAM: IN 32 | 30 | 32 | 30 | 32 | 35 | 30 | 32 | 35 | 30 | 32 | 35 | 30 | 32 | 35

**WOMEN'S PANT**  
 WEIGHT: 536 GRAMS / 18.9 OZ  
 SIZES: 4 | 6 | 8 | 10 | 12 | 14  
 INSEAM: CM 79 | 79 | 86 | 79 | 86 | 79 | 86 | 79  
 INSEAM: IN 31 | 31 | 34 | 31 | 34 | 31 | 34 | 31

**WOMEN'S CAPRI**  
 WEIGHT: 472 GRAMS / 16.6 OZ  
 SIZES: 4, 6, 8, 10, 12, 14

**MEN'S LONG**  
 WEIGHT: 392 GRAMS / 13.8 OZ  
 SIZES: 28, 30, 31, 32, 33, 34, 36, 38  
 INSEAM: 12 INCHES / 30 CM

**MEN'S SHORT**  
 WEIGHT: 366 GRAMS / 12.9 OZ  
 SIZES: 28, 30, 31, 32, 33, 34, 36, 38  
 INSEAM: 8 INCHES / 20 CM

**WOMEN'S SHORT**  
 WEIGHT: 322 GRAMS / 11.4 OZ  
 SIZES: 4, 6, 8, 10, 12, 14  
 INSEAM: 8 INCHES / 20 CM



**DESIGN:** An edgy long sleeve technical T. Classic ARC'TERYX tonal colour blocking and anatomic fit for definitive style.

**CONSTRUCTION:** 96% Combed Cotton, 4 % spandex jersey knit

WOMEN'S	WEIGHT	SIZES
	240 GRAMS / 8.5 OZ (MED)	XS, S, M, L, XL
MEN'S	240 GRAMS / 8.5 OZ (MED)	S, M, L, XL, XXL

**DESIGN:** Driven as we are, even our casual T's were predestined to exhibit technical progression. Styled with tonal colour blocking and made with a stretchy plush cotton that puts mass-produced tees to shame.

**CONSTRUCTION:** 96% Combed Cotton, 4 % spandex jersey knit

WOMEN'S	WEIGHT	SIZES
	126 GRAMS / 4.5 OZ (MED)	XS, S, M, L, XL
MEN'S	180 GRAMS / 6.3 OZ (MED)	S, M, L, XL, XXL

**DESIGN:** A fashionable fit for women with a plunging square cut V-neck. Double layer construction over the bust provides discreet support while flattering wide shoulders hide straps. Form fitted underarms ensure no chafing.

**CONSTRUCTION:** 96% Combed Cotton, 4 % spandex jersey knit

WOMEN'S	WEIGHT	SIZES
	134 GRAMS / 4.7 OZ (MED)	XS, S, M, L, XL

COVERT HOODY

COVERT COLLAR ZIP

COVERT CREW

COVERT CARDIGAN



DESIGN: Made with wool-textured Polartec® Thermal Pro® sweater knit, this design presents a stylish hooded sweater look with traditional Polartec® performance. The cut is casual, the fabric stays cozy and the hood provides solace from the weather outside.

FEATURES: Breathable and quick-drying • Full front zip • SCUBA HOOD • No-lift gusseted underarms • One laminated sleeve pocket with laminated zip • Two hand pockets with laminated zips and pocket facings

CONSTRUCTION: Polartec® Thermal Pro® sweater knit

	WEIGHT	SIZES
WOMEN'S	422 GRAMS / 14.9 OZ (MED)	XS, S, M, L, XL
MEN'S	508 GRAMS / 17.9 OZ (MED)	S, M, L, XL, XXL

DESIGN: This tweak on traditional fleece adds textured subtlety to the mountain style landscape. This fabric breathes, dries and layers like expected, but presents a distinct woolly face for those who crave a taste of originality.

FEATURES: Breathable and quick-drying • Collar zip • No-lift gusseted underarms • One laminated sleeve pocket with laminated zip • Men's and women's specific fits

CONSTRUCTION: Polartec® Thermal Pro® sweater knit

	WEIGHT	SIZES
WOMEN'S	329 GRAMS / 11.6 OZ (MED)	XS, S, M, L, XL
MEN'S	446 GRAMS / 15.7 OZ (MED)	S, M, L, XL, XXL

DESIGN: Distinct texture and classic style give this sweater casual versatility. Breathable and quick-to-dry, the woolly fleece was bred to balance casual and active environs. Pullover style and a laminated pocket add heightened flair.

FEATURES: Breathable and quick-drying • Crew neck • No-lift gusseted underarms • Laminated sleeve pocket with laminated zip

CONSTRUCTION: Polartec® Thermal Pro® sweater knit

	WEIGHT	SIZES
MEN'S	440 GRAMS / 15.7 OZ (MED)	S, M, L, XL, XXL

DESIGN: Wool texture, cashmere hand and fleece function are combined beautifully in this everyday companion. The style is right for mountain free-ranging or urban hanging.

FEATURES: Breathable and quick-drying • Full front zip • Gusseted underarms • One laminated sleeve pocket with laminated zip • Two hand pockets with laminated zips

CONSTRUCTION: Polartec® Thermal Pro® sweater knit

	WEIGHT	SIZES
WOMEN'S	369 GRAMS / 13 OZ (MED)	XS, S, M, L, XL
MEN'S	497 GRAMS / 17.5 OZ (MED)	S, M, L, XL, XXL

LOGO T SHORT SLEEVE



DESIGN: A high quality fitted T with BIRD LOGO on left chest and ARC'TERYX WORD LOGO on left sleeve.

CONSTRUCTION: 100% Cotton

	WEIGHT	SIZES
WOMEN'S	96 GRAMS / 3.4 OZ (MED)	S, M, L, XL
MEN'S	129 GRAMS / 4.6 OZ (MED)	S, M, L, XL

LOGO T LONG SLEEVE



DESIGN: This high quality long sleeve T has a small BIRD LOGO on left chest and EVOLUTION IN ACTION LOGO on left sleeve.

CONSTRUCTION: 100% Cotton

	WEIGHT	SIZES
WOMEN'S	147 GRAMS / 5.2 OZ (MED)	S, M, L, XL
MEN'S	222 GRAMS / 7.8 OZ (MED)	S, M, L, XL

BASIC T SHORT SLEEVE



DESIGN: A high quality short sleeve cotton T emblazoned with ARC'TERYX LOGO on back and WORD LOGO on front.

CONSTRUCTION: 100% Cotton

	WEIGHT	SIZES
MEN'S	177 GRAMS / 6.2 OZ (MED)	S, M, L, XL, XXL

BURNT T SHORT SLEEVE



DESIGN: This 100% cotton T features a specialized dye treatment that produces unique, one of a kind Bird Logos on every shirt.

CONSTRUCTION: 100% Cotton

	WEIGHT	SIZES
WOMEN'S	96 GRAMS / 3.4 OZ (MED)	S, M, L, XL
MEN'S	129 GRAMS / 4.6 OZ (MED)	S, M, L, XL, XXL

VENUS TANK



DESIGN: This sporty top features ribbed trim on the feminine V-neck and arm port, adding summer style and comfort.

CONSTRUCTION: 100% Cotton

	WEIGHT	SIZES
WOMEN'S	82 GRAMS / 2.9 OZ (MED)	S, M, L, XL



For active three-season use, our TRAVERSE program is tailor-made for strenuous backcountry excursions and aerobic outdoor adventures. Built with sophisticated materials and laminated construction techniques, these meticulously detailed garments are made for miles of trail and endless road trips. The ENDORPHIN fast-forward pieces are designed for ultra-breathability and freedom of movement, using durable four-way stretch textiles and athletic patterning to enhance personal performance. For epic day hikes or multi-week treks, the long-lasting TRAIL pieces feature lightweight, breathable and quick-drying fabrics for comfort and durability.

ACCELERO JACKET



DESIGN: This alpine fast-forward hybrid excels during winter aerobic activities. PTFE panels seal out weather in critical areas, while Tweave® Durastretch® Lightweight provides breathability and mobility. Cut longer in the back and arms for extra coverage.

FEATURES: DWR finish • Hip length • Laminated die-cut Velcro® cuffs • Laminated hem drawcord • Moulded ZIPPER GARAGES • No-lift gusseted underarms • One chest pocket with laminated zip • One lower back pocket with laminated zip • Soft brushed lined collar • Stow HOOD • WATER TIGHT Vislon® front zip

CONSTRUCTION: 390NR PTFE fabric • Tweave® Durastretch® Lightweight

	WEIGHT	SIZES
WOMEN'S	320 GRAMS / 11.3 OZ (MED)	XS, S, M, L
MEN'S	347 GRAMS / 12.2 OZ (MED)	S, M, L, XL

VELOX JACKET



DESIGN: Matching a Lite Stretch Ripstop WINDSTOPPER® front with super-breathable Tweave® makes this garment an ideal track or trail piece. Featuring a lower back stow pocket, laminated die-cut Velcro® cuffs and a standup collar.

FEATURES: DWR finish • Full front zip with interior windflap • Laminated die-cut Velcro® cuffs • Laminated hem drawcord • No-lift gusseted underarms • One chest pocket with laminated zip (men's) • One hand pocket with laminated zip (women's) • One lower back stow pocket • Soft brushed lined collar • Standup collar • Waist length

CONSTRUCTION: Tweave® Durastretch® lightweight • Lite Stretch Ripstop WINDSTOPPER®

	WEIGHT	SIZES
WOMEN'S	300 GRAMS / 10.6 OZ (MED)	XS, S, M, L
MEN'S	332 GRAMS / 11.7 OZ (MED)	S, M, L, XL

VELOX PANT



DESIGN: An ideal pant designed for fast and focused winter activities. A WINDSTOPPER® front forms a shield against weather, while a Tweave® back provides mobility and breathability. Slit pocket, snap front and lower leg zip.

FEATURES: DWR finish • Gusseted crotch • One small slit pocket with laminated zip • Snap front closure with elasticized side waist • Soft brushed back lining • Lower leg zips with windflaps

CONSTRUCTION: Tweave® Durastretch® lightweight • Lite Stretch Ripstop WINDSTOPPER®

	WEIGHT	SIZES
WOMEN'S	256 GRAMS / 9 OZ (MED)	XS, S, M, L
MEN'S	285 GRAMS / 10.1 OZ (MED)	S, M, L, XL

SWITCHBACK SHIRT



DESIGN: Abrasive endurance episodes prove no match for the rugged SWITCHBACK SHIRT. Tough yet nimble Tweave® Durastretch® lightweight sheds moisture, blocks the breeze and remains pick-and-pill free. Slim athletic cut blends performance with energetic style.

FEATURES: Chest zip • Laminated hem • One laminated chest pocket with laminated zip (men's) • One laminated sleeve pocket with laminated zip (women's) • Seamless underarm gussets • Soft brushed lined collar • Stretchy cuff gussets • Trim athletic fit

CONSTRUCTION: Tweave® Durastretch® lightweight

	WEIGHT	SIZES
WOMEN'S	184 GRAMS / 6.5 OZ (MED)	XS, S, M, L
MEN'S	218 GRAMS / 7.7 OZ (MED)	S, M, L, XL

SWITCHBACK PANT



DESIGN: Distinguished by fit and fabric, this Tweave® Durastretch® lightweight stretch style exudes an air of resiliency. Double needle construction extends the life cycle and a weather-shedding weave adds durability, while a clean cut elicits fast forward mobility.

FEATURES: Belt management system • Double needle construction • Drawcord ready exit in hem • Elastic pull on waist with nylon cinch belt • Flyless design • Gusseted crotch • Laminated hem • One rear zippered security pocket with laminated zip (men's) • Side seamless construction • Soft chamois lined waist • Two thigh pockets with laminated zips • Men's and women's specific fits

CONSTRUCTION: Tweave® Durastretch® lightweight

	WEIGHT	SIZES
WOMEN'S	226 GRAMS / 8 OZ (MED)	XS, S, M, L
MEN'S	256 GRAMS / 9.1 OZ (MED)	S, M, L, XL (REG., TALL) TALL IN BLACK ONLY

Designed for the aerobic world of fast forward mountain pursuits, these pieces take training and personal performance seriously. Abrasion resistant and stretchy Tweave® fabrics balance air permeability with elemental protection, making the SWITCHBACKS ideal for rugged runs and speed ascents. Combining Tweave®, WINDSTOPPER®, and PTFE fabrics into unique breathable hybrid garments, the ACCELERO and VELOX pieces provide greater warmth and protection for colder training days.

SQUAMISH WINDSHELL



Equally adept on ridge hikes or paddling trips, this collection of synthetic clothing is designed for backcountry journeys. With exceptional wicking properties, these breathable garments are quick to dry and their lightweight, yet durable fabrics maintain comfort on the trail. The TRAIL lineup features athletic patterning, flat-locked seams, built-in stretch and practical appointments.

**DESIGN:** This ultra-light windshell is designed to hide in your pack and save the day when the wind starts howling. Mechanical stretch adds to mobility and mini ripstop boosts durability.

**FEATURES:** Full seat coverage • Helmet compatible STORM HOOD • Laminated die-cut Velcro® cuffs • Lightweight and compressible • One chest/stow pocket with attachment point • Soft hood brim • 3/4 length front zip

**CONSTRUCTION:** Gossamera

	WEIGHT	SIZES
WOMEN'S	133 GRAMS / 4.7 OZ (MED)	XS, S, M, L, XK
MEN'S	149 GRAMS / 5.2 OZ (MED)	S, M, L, XL, XXL

ACCESS PANT & SHORT



**DESIGN:** The ACCESS PANT AND SHORT are comfortable, all-purpose, all around styles that exude a fast moving character, soft tactile advantage and tough textile performance. Lightweight, two-way stretch fabric provides comfort and freedom of movement, while double needle construction hangs tough on the trail.

**FEATURES:** Belt management system • Double needle construction • Elastic pull on waist with nylon cinch belt • Flyless design • Gusseted crotch • Men's and Women's specific fits

**PANT:** One thigh pocket with laminated zip • Two vertical front pockets with laminated zips


**SHORT:** Two thigh pockets with laminated zips • Rear zippered pocket with zip (men's)

**CONSTRUCTION:** TerraTex™

MEN'S PANT	WEIGHT: 255 GRAMS / 9 OZ	MEN'S SHORT	WEIGHT: 180 GRAMS / 6.3 OZ
	SIZES: S, M, L, XL		SIZES: S, M, L, XL
	LENGTHS: SHORT, REGULAR, TALL		INSEAM: 9 INCHES / 23 CM (MED)

WOMEN'S PANT	WEIGHT: 233 GRAMS / 8.2 OZ	WOMEN'S SHORTS	WEIGHT: 148 GRAMS / 5.2 OZ
	SIZES: XS, S, M, L		SIZES: XS, S, M, L
	LENGTHS: REGULAR, TALL (TALL IN BLACK ONLY)		INSEAM: 8 INCHES / 20 CM (MED)

PALISADE PANT, CAPRI & SHORT



**DESIGN:** Constructed with breathable, quick-drying comfort-stretch materials and packed with all the features required for rugged exploration, these versatile pants provide comfort on the trail while the soft chamois lined waist stops pack belt chafing. TerraTex fabric provides comfort and mobility.

**FEATURES:** Adjustable nylon cinch belt • Gusseted crotch • Laminated front fly • Laminated hem • Low rise women's fit (women's) • Soft chamois lined waist

**PANT:** Drawcord ready exit in hem • Two vertical front pockets (men's) • Two thigh pockets with laminated zips (men's) • One rear wallet pocket (men's) • Two thigh pockets with two laminated zip security pockets (women's)

**CAPRI:** One front security pocket with laminated zip • Two rear security pockets with laminated zips

**SHORT:** Two vertical front pockets (men's) • Two thigh pockets with laminated zips (men's) • One rear wallet pocket (men's) • Two thigh pockets with one laminated zip security pocket (women's)

**CONSTRUCTION:** TerraTex

MEN'S PANT	WEIGHT: 295 GRAMS / 10.4 OZ	MEN'S SHORT	WEIGHT: 188 GRAMS / 6.6 OZ
	SIZES: 30, 31, 32, 33, 34, 36, 38, 40		SIZES: 30, 31, 32, 33, 34, 36, 38
	LENGTHS: SHORT, REGULAR, TALL		INSEAM: 9 INCHES / 23 CM (MED)

WOMEN'S PANT	WEIGHT: 246 GRAMS / 8.7 OZ	WOMEN'S SHORT	WEIGHT: 158 GRAMS / 5.6 OZ
	SIZES: 2, 4, 6, 8, 10, 12, 14		SIZES: 2, 4, 6, 8, 10, 12, 14
	LENGTHS: REGULAR, TALL (2-GREYSTONE AND TAUPE ONLY) (TALL-GREYSTONE ONLY)		INSEAM: 8 INCHES / 20 CM (MED) (2-BLACK, GREYSTONE AND TERRACOTTA ONLY)

WOMEN'S CAPRI	WEIGHT: 191 GRAMS / 7 OZ
	SIZES: 2, 4, 6, 8, 10, 12, 14
	INSEAM: 19 INCHES / 61 CM (2-BLACK, FLARE AND TAUPE ONLY)

ETHER CREW LONG SLEEVE



DESIGN: A quick-drying top, the ETHER CREW is constructed with a super light Italian single knit with wicking treatment. A buttery and silky soft crew, it's both durable and pill resistant.

FEATURES: Flatlocked construction • Sublimated logo for a no-feel hand • Trim, athletic fit • Heat transfer label to reduce bulk and chafing at neck line

CONSTRUCTION: Vivital

	WEIGHT	SIZES
WOMEN'S	96 GRAMS / 3.4 OZ (MED)	XS, S, M, L
MEN'S	132 GRAMS / 4.6 OZ (MED)	S, M, L, XL

ETHER CREW SHORT SLEEVE



DESIGN: Whisper light and silky on the skin, this fast-drying athletic short sleeve crew is made for hard training. The durable single-knit Italian fabric wicks exceptionally well and won't pill.

FEATURES: Flatlocked construction • Sublimated logo for a no-feel hand • Trim, athletic fit • Heat transfer label to reduce bulk and chafing at neck line

CONSTRUCTION: Vivital

SMALL LOGO	WEIGHT	SIZES
WOMEN'S	73 GRAMS / 2.6 OZ (MED)	XS, S, M, L
MEN'S	106 GRAMS / 3.7 OZ (MED)	S, M, L, XL

BIG LOGO	WEIGHT	SIZES
WOMEN'S	73 GRAMS / 2.6 OZ (MED)	XS, S, M, L
MEN'S	106 GRAMS / 3.7 OZ (MED)	S, M, L, XL

BLAZE COMP SHIRT



DESIGN: This ultra modern long sleeve T will take you climbing, biking and cool weather running. Constructed from two distinct fabrics—the main body has a soothing next-to-skin feel while the outer arms and shoulders have a tough, cool textile. Women's has unique square neckline while men's has an overlapped crew neck.

FEATURES: Composite fabrics – lightweight and durable • Clear gel logos • Heat transfer collar label • Trim athletic fit • Overlap crew collar (men's) • Square collar design (women's)

CONSTRUCTION: Breezon™ • Enduraflex

	WEIGHT	SIZES
WOMEN'S	145 GRAMS / 5.1 OZ (MED)	XS, S, M, L
MEN'S	189 GRAMS / 6.7 OZ (MED)	S, M, L, XL

BLAZE ZIP LONG SLEEVE



DESIGN: Clean, long lasting and silky-smooth feel are the key benefits of these active-minded shirts. Breezon fabric wicks moisture, flatlocked seams soften and a silky drape wears well. Cut trim and lightweight to match the fit profile of endurance athletes.

FEATURES: Clear gel logos • 1½"/38MM stand up collar, with a profile higher in the back • Chest zip • Flatlocked seams • Heat transfer collar label • Hem vent details (women's) • Inner collar contrast colour (women's) • Lightweight and durable poly knit • Trim athletic fit

CONSTRUCTION: Breezon

	WEIGHT	SIZES
WOMEN'S	133 GRAMS / 4.7 OZ (MED)	XS, S, M, L
MEN'S	182 GRAMS / 6.4 OZ (MED)	S, M, L, XL

BLAZE ZIP SHORT SLEEVE



DESIGN: This short sleeve clean styling T is designed to keep things cool while running or riding down the trail. Soft Breezon fabric wicks moisture, flatlock seams won't chafe skin, a chest zip adds extra venting and the collar helps protect against the sun.

FEATURES: Clear gel logos • Chest zip • Flatlocked seams • Heat transfer collar label • Hem vent details (women's) • Lightweight and durable poly knit • Trim athletic fit

CONSTRUCTION: Breezon

	WEIGHT	SIZES
WOMEN'S	101 GRAMS / 3.6 OZ (MED)	XS, S, M, L
MEN'S	140 GRAMS / 4.9 OZ (MED)	S, M, L, XL

BLAZE TANK



DESIGN: A great looking tank in an efficient wicking fabric designed to keep you cool and dry during your summer pursuits. The contrast neckline and arm holes add flair to an already stylish top.

FEATURES: Athletic fit • Clear gel logos • Contour hemline • Flatlocked seams • Heat transfer label at interior neck line • Heightened collar for neck protection • Lightweight and durable

CONSTRUCTION: Breezon

	WEIGHT	SIZES
WOMEN'S	83 GRAMS / 2.9 OZ (MED)	XS, S, M, L, XL

BLAZE CREW SHORT SLEEVE



DESIGN: A high technology short sleeve softened by flatlocked seams and a soothing next-to skin feel. The Breezon fabric readily dissipates sweat and the clean design takes on any aerobic pursuit. A heat transfer label ensures no itch or bulk at the collar.

FEATURES: Clear gel logo at front hem and sleeve hem • Crew style • Flatlocked seams • Heat transfer label • Hem vent details (women's) • Lightweight and durable poly knit • Trim athletic fit

CONSTRUCTION: Breezon

	WEIGHT	SIZES
WOMEN'S	96 GRAMS / 3.4 OZ (MED)	XS, S, M, L
MEN'S	131 GRAMS / 4.6 OZ (MED)	S, M, L, XL





### NOTES ON ARC'TERYX FIT

**ASCENT:** Specialized alpinist activity places demands not only on function and performance, but also on fit. Eager to accommodate, we sculpt our Ascent apparel for the predictable ranges of climber motion. Our alpine styles are athletically shaped with slimmed down silhouettes that eliminate bulk and allow far-reaching extension. We utilize longer gusseted arms to minimize garment lift, differentially sculpt sides to increase freedom without bulking up on material and make use of seam articulation to generously enhance mobility. The end result is a sleek and unencumbering alpine focused fit.

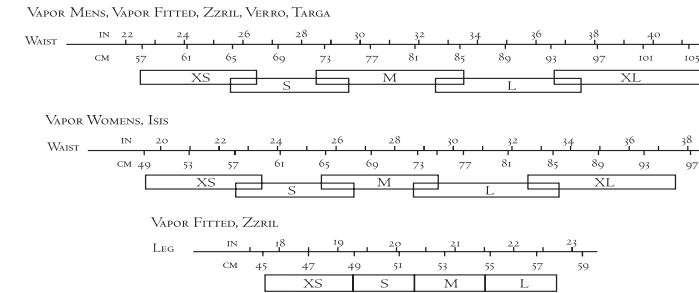
**DESCENT:** Since big mountain athletes demand special attention, we grade our snowsports apparel on a different curve. We provide a more relaxed aesthetic for our Descent styles by engineering the shaping to counter boxy, bulky or binding conventional cuts. These three-dimensional shapes are efficiently patterned to subtly conform to the kinetic arcs and natural curves of riders and skiers. A looser drape and expanded circumferences bring a distinct feeling of individual freedom to the line.

**WOMEN'S:** As a response to bland, ill-fitting technical apparel, our women's fit has been reshaped for a different curve. Patterned by active women, our styles are sculpted for motion and shaped to accentuate fit silhouettes. Waists now hang comfortably on the hips, tops sport a flattering hourglass drape and sizes have been trued for anatomic variability. Cutting out bulk and rediscovering individualized style, our women's technical wear exudes both strength and confidence.

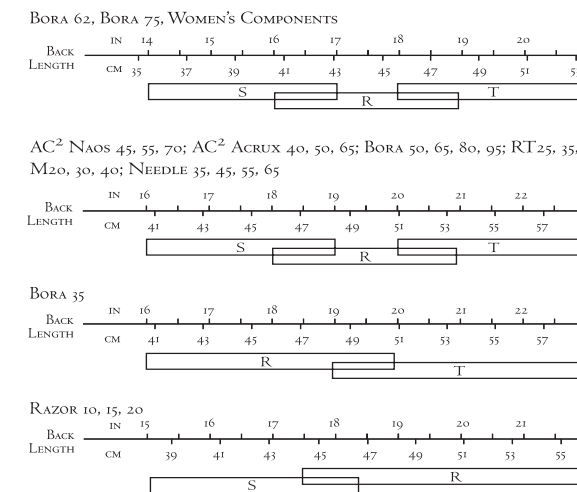
### ARC'TERYX NAMING

- |                  |                      |
|------------------|----------------------|
| SV - Severe Use  | AR - All-Round Use   |
| LT - Light       | SL - Super Light     |
| MX - Mixed Use   | SK - Ski Specialized |
| RT- Rolltop      | M - Mountain         |
| LS - Long Sleeve | SS - Short Sleeve    |

### HARNESS MEASUREMENT CHARTS



### PACK MEASUREMENT CHARTS



### MEN'S SIZING

	SMALL	MEDIUM	LARGE	EXTRA LARGE	XX-LARGE		
<b>BODY MEASUREMENT: Chest</b>	38" 97cm	40" 102cm	43" 109cm	46" 117cm	50" 127cm		
<b>Waist</b>	31" 79cm	33" 84cm	36" 91cm	39" 99cm	43" 109cm		
<b>Hip</b>	38" 97cm	40" 102cm	43" 109cm	46" 117cm	50" 127cm		
<b>Centre back to wrist</b>	33" 84cm	34" 86cm	35" 89cm	36" 91cm	37" 94cm		
<b>INSEAM</b>							
<i>Short: crotch-ankle</i>	27 7/8" 71cm	28 1/2" 72cm	29 5/8" 74cm	29 3/4" 76cm	30 1/8" 77cm		
<i>Regular: crotch-ankle</i>	29 7/8" 76cm	30 1/2" 77cm	31 5/8" 79cm	31 1/4" 81cm	32 3/8" 82cm		
<i>Tall: crotch-ankle</i>	31 7/8" 81cm	32 1/2" 82cm	33 5/8" 84cm	33 1/4" 86cm	34 3/8" 87cm		
<b>NUMERIC PANT SIZING: Size</b>	30	31	32	33	34	36	38
<b>Waist</b>	30" 76cm	31" 79cm	32" 81cm	33" 84cm	34" 86cm	36" 91cm	38" 97cm
<b>Hip</b>	37" 94cm	38" 97cm	39" 99cm	40" 102cm	41" 104cm	43" 109cm	45" 114cm
<b>Inseam-regular</b>	32" 81cm	32" 81cm	32" 81cm	32" 81cm	32" 81cm	32" 81cm	32" 81cm
<b>Inseam - tall</b>	-	-	35" 89cm	35" 89cm	35" 89cm	35" 89cm	35" 89cm

### UNISEX SIZING

	X-SMALL	SMALL	MEDIUM	LARGE	EXTRA LARGE	XX-LARGE
<b>Chest</b>	34" 86cm	37" 94cm	40" 102cm	43" 109cm	46" 117cm	50" 127cm
<b>Waist</b>	27" 69cm	30" 76cm	33" 84cm	36" 91cm	39" 99cm	43" 109cm
<b>Hip</b>	35" 89cm	37" 94cm	40" 102cm	43" 109cm	46" 117cm	50" 127cm
<b>Centre back to wrist</b>	30 1/2" 77cm	32 1/4" 82cm	34" 86cm	35" 89cm	36" 91cm	37" 94cm

### WOMEN'S SIZING

	X-SMALL	SMALL	MEDIUM	LARGE	EXTRA LARGE
<b>BODY MEASUREMENT: Size</b>	0-2	4-6	8-10	12-14	16-18
<b>Bust</b>	33" 84cm	35" 89cm	37" 94cm	40" 102cm	44" 112cm
<b>Waist</b>	25" 64cm	27" 69cm	29" 74cm	32" 81cm	36" 91cm
<b>Hip</b>	36" 91cm	38" 97cm	40" 102cm	43" 109cm	47" 119cm
<b>Centre back to wrist</b>	29 3/4" 75cm	30 1/2" 77cm	31 1/2" 80cm	32 1/2" 83cm	33 1/2" 85cm
<b>INSEAM</b>					
<i>Regular: crotch-ankle</i>	27 3/4" 70cm	28 5/8" 72cm	29" 74cm	29 5/8" 75cm	30 1/4" 77cm
<i>Tall: crotch-ankle</i>	30 1/4" 75cm	31 5/8" 77cm	32" 79cm	32 5/8" 80cm	33 1/4" 82cm
<b>NUMERIC PANT SIZING: Size</b>	4	6	8	10	14
<b>Waist</b>	27" 69cm	28" 71cm	29" 74cm	30" 76cm	34" 86cm
<b>Hip</b>	38" 97cm	39" 99cm	40" 102cm	41" 104cm	45" 114cm
<b>Inseam-regular</b>	31" 79cm	31" 79cm	31" 79cm	31" 79cm	31" 79cm
<b>Inseam - tall</b>	-	-	34" 86cm	34" 86cm	-

## ARC'TERYX QUALITY

ARC'TERYX is dedicated to producing the most thoroughly engineered outerwear, backpacks, harnesses, gloves and accessories on this planet. We ensure the finest quality by controlling every step of the design and manufacturing process.

THE ARC'TERYX LIFETIME WARRANTY: Any defects in materials or workmanship are covered for the lifetime of the product. Product damage through wear and tear, neglect, or misuse will be repaired at a nominal charge. All GORE-TEX® products are backed by the "Guaranteed to Keep You Dry®" GORE-TEX® lifetime warranty.

## WHERE TO BUY

### RETAILERS

ARC'TERYX products are available from leading specialty outdoor apparel and equipment retailers around the world.

Visit [WWW.ARCTERYX.COM](http://WWW.ARCTERYX.COM) to locate a store near you, including links to authorized online dealer partners.

### NEW! ARC'TERYX MONTREAL

1515 Ste. Catherine West, Montreal, Quebec

Concordia Building, Corner of Ste. Catherine And Rue Mackay

### ARC'TERYX FACTORY STORE

2155 Dollarton Hwy, North Vancouver, British Columbia

Factory seconds, samples and discontinued styles

### PROFESSIONAL AND CORPORATE ORDERS

contact us to learn about our custom embroidery and group discount programs for businesses and outdoor professionals

## CONTACT ARC'TERYX

### CONSUMER SERVICES

Product Inquiries . . . . 866.458.BIRD . . . [productinquiries@arcteryx.com](mailto:productinquiries@arcteryx.com)

Warranty & Repair . . . 888.326.9900 . . . . . [warranties@arcteryx.com](mailto:warranties@arcteryx.com)

### PROFESSIONAL AND CORPORATE

Inquiries & Sales . . . . 866.855.3466 . . . . . [propurchase@arcteryx.com](mailto:propurchase@arcteryx.com)

### CORPORATE HEADQUARTERS

#### ARC'TERYX

#100-2155 Dollarton Hwy.

North Vancouver, British Columbia

Canada V7H 3B2

Please see our website for FAQs and a complete range of options

[WWW.ARCTERYX.COM](http://WWW.ARCTERYX.COM)

© 2006 ARC'TERYX EQUIPMENT, INC.

All rights reserved.

® ARC'TERYX and logo are registered trademarks of ARC'TERYX EQUIPMENT, INC.

© ARC'TERYX products utilize registered designs of ARC'TERYX EQUIPMENT, INC.

Other registered trademarks are the property of their respective owners.

VAPOR™ technology, WATER TIGHT™ ZIPPERS, TINY TAPE™, LOAD TRANSFER DISK™,

HIPPODS™, MONOFRAME™, FUSION POINTS™, HYDROPORT™, SIDEWINDER™ ZIPPER,

SPEEDHOOD™, DROPHOOD™, STOWHOOD™, STORMHOOD™ and DRYCUFFS™ are

all trademarks of ARC'TERYX EQUIPMENT, INC.

Photography: Brian Goldstone/Arc'teryx Equipment, Inc.





ARCTERYX

100-2155 DOLLARTON HWY.

NORTH VANCOUVER,

BRITISH COLUMBIA

CANADA V7H 3B2

1.866.458.2471

BIRD@ARCTERYX.COM

WWW.ARCTERYX.COM

