



ARC'TERYX

SPRING / SUMMER 2007





Perpetually in motion; there is no off season, only transitions from one adventure to another. Spring training runs lead to personal bests on summer trails, lapping local routes builds a base for exotic multi-pitch ascents, and autumn summit hikes prepare for the winter ski season. The ARC'TERYX Spring/ Summer lineup reflects this seasonal transition, offering a far-ranging collection of technical hardgoods and apparel designed for three-season backcountry adventures.

At the core of all ARC'TERYX products and their development is our commitment to superior product performance through technical innovation. Many of our revolutionary technical breakthroughs have been widely adopted by the outdoor industry—VAPOR™ thermoforming, WATER TIGHT™ zippers, micro 1/16" /3mm seam allowances, TINY TAPE seam tape, laminated construction techniques, modern Softshell textiles— and we continue to explore uncharted territory, discovering innovative possibilities by applying science and unorthodoxy to design concepts and construction methods. At ARC'TERYX, we are driven by evolution in action, working passionately to advance every aspect of product performance.

TABLE OF CONTENTS

Harnesses

- 4 Vapor
- 4 Vapor Fitted
- 4 Zzril
- 5 Verro
- 5 Targa
- 5 Isis
- 5 Chalk bags

Backpacks

AC²

- 9 Maia 50
- 9 Maia 65
- 10 Maia 75
- 10 Naos 45
- 11 Naos 55
- 11 Naos 70
- 12 Naos 85
- 12 Acrux 40
- 13 Acrux 50
- 13 Acrux 65

Trekking

- 15 Bora 35
- 15 Bora 50
- 16 *Bora Suspension*
- 16 Bora 65
- 17 Bora 80
- 18 *Women's Trekking*
- 19 Briza 62
- 19 Briza 75

Ascent Series

- 20 Needle 35 & 45
- 21 Needle 55
- 21 Needle 65
- 22 Nozone
- 22 RT25
- 23 RT35
- 23 RT45

24 Technical Details: Packs

Day Series

- 26 Arro 16 & 22
- 26 Spear 20 & 24
- 27 Q5 & Q10
- 27 Blade 13 & 21
- 28 Quiver
- 28 Duffles
- 28 Urban Fanny
- 29 Accessory Pocket
- 29 Pack Cover
- 29 Knee Caps

24

- 32 Envoy Shirt Short Sleeve
- 32 Envoy Shirt Long Sleeve
- 33 Agent Comp Pant
- 33 Agent Comp Longs
- 34 Motive Polo
- 34 Motive Tank
- 35 Alibi Pant, Capri, Long & Short
- 36 Operative Tank
- 36 Operative Crossback
- 36 Operative T Short Sleeve
- 36 Operative T Long Sleeve
- 37 Gamut Pant, Capri, Long & Short
- 38 T-Shirts
- 39 Accessories
- 40 Accomplice Jacket
- 40 Fugitive Hoody
- 40 Emissary Hoody
- 41 Regent Cardigan
- 41 Gothic Cardigan
- 41 Gothic Hoody
- 42 Covert Hoody
- 42 Covert Collar Zip
- 43 Covert Crew
- 43 Covert Cardigan

Traverse

Endorphin

- 46 Aura Tank
- 46 Aura Pant
- 47 Velox Crew
- 47 Velox Short
- 48 Accelero Pullover
- 48 Accelero Jacket
- 49 Velox Jacket
- 49 Velox Pants

Trail

- 50 Ether Crew Short Sleeve
- 50 Ether Crew Long Sleeve
- 51 Palisade Pant & Capri
- 51 Palisade Cropper & Short
- 52 Blaze Zip Short Sleeve
- 52 Blaze Crew Short Sleeve
- 52 Blaze Tank
- 53 Blaze Comp Shirt
- 53 Access Short
- 53 Squamish Windshell

Ascent

GORE-TEX® PaCLITE®

- 57 Alpha SL Jacket
- 57 Alpha SL Pant
- 58 Beta SL Jacket
- 59 Theta SL Jacket

GORE-TEX® XCR®

- 61 Alpha LT Jacket
- 61 Alpha LT Pant
- 62 Alpha SV Jacket
- 62 Alpha SV Bib
- 63 Beta AR Jacket
- 63 Beta AR Pant
- 64 Theta AR Jacket
- 64 Theta LT Pant
- 65 Theta SK Pant

- 66 Technical Details: *Handbells*

Ascent Softshells

Hybrids

- 70 Alpha Comp Hoody

Polylaminate

- 71 Epsilon SV Jacket
- 71 Epsilon AR Jacket

Stretch Wovens

- 72 Gamma LT Pullover
- 73 Gamma LT Pant
- 73 Gamma AR Pant

Polartec® Power Shield®

- 74 Gamma MX Jacket
- 75 Gamma MX Hoody
- 75 Gamma MX Pant
- 76 Gamma SV Jacket
- 76 Gamma SV Vest
- 77 Easyrider Jacket
- 77 Gamma Salopette

WINDSTOPPER®

- 78 Sigma LT Jacket
- 79 Sigma AR Jacket
- 79 Sigma SV Jacket

- 80 Technical Details: *Softshells*

Insulation

Layering

- 84 Delta LT Zip
- 85 Delta Jersey
- 85 Delta AR Zip
- 86 Apache AR Zip
- 86 Tau AR Pullover
- 86 Tau Pant
- 87 Maverick AR Jacket
- 87 Delta SV Jacket
- 87 Delta AR Jacket
- 72 Technical Details: *Insulation*

Base Layer

- 90 Rho SL Crew Long Sleeve
- 90 Rho SL Bottom
- 91 Rho SL Cross Neck
- 91 Rho LTW Zip & Bottom
- 92 Rho LT Zip & Bottom
- 93 Rho AR Top & Bottom

Information

- 94 Fit information
- 95 Harness Measurement Chart
- 95 Pack Measurement Chart
- 95 Mens' Sizing Chart
- 95 Unisex Sizing Chart
- 95 Womens' Sizing Chart
- 96 Consumer Info

HARNESSES



VAPOR



DESIGN: Sculpted into shape, the VAPOR fits like no other harness. Engineered with tapered thickness, internal seams, and fleece-lined adjustable leg loops, it takes climbing comfort into a third anatomical dimension.

FEATURES: CEN approved • Four gear loops • Haul loop • Seamless waist and leg loop construction • SUREFIT™ 3"/50MM leg loops • VAPOR technology: harness tapers in width and thickness to the front of waist and legs

CONSTRUCTION: Evazote 50™ • Senior ballistics outer surface • Microfleece inner surface

WOMEN'S WEIGHT	XS, S, M, L, XL 283 GRAMS / 10 OZ
MEN'S WEIGHT	XS, S, M, L, XL 340 GRAMS / 12 OZ

VAPOR FITTED



DESIGN: An all-round harness for all shapes and sizes. The VAPOR FITTED precisely fits to form by interchanging loops that match thigh and waist circumference. Internal seams and tapered thermo-forming ensure the highest level of comfort.

FEATURES: CEN approved • Four gear loops • Seamless waist and leg loop construction • Haul loop • Interchangeable leg loops • VAPOR technology: harness tapers in width and thickness to the front of waist and legs

CONSTRUCTION: Evazote 50 • Senior ballistics outer surface • Microfleece inner surface

SIZES WEIGHT	XS, S, M, L, XL 340 GRAMS / 12 OZ
--------------	--------------------------------------

ZZRIL



DESIGN: The performance-driven ZZRIL is stripped for sport. Seamless construction and tapered thickness create a comfortable byproduct of VAPOR technology. Fleece lining softens the edge of this high-wire performer.

FEATURES: CEN approved • Seamless waist construction • Precision fit leg loops • Seamless leg loop construction • Two gear loops • VAPOR technology: harness tapers in width and thickness to the front of waist and legs

CONSTRUCTION: Evazote 50 • Senior ballistics outer surface • Microfleece inner surface

SIZES WEIGHT	XS, S, M, L 280 GRAMS / 10 OZ
--------------	----------------------------------

VERRO



DESIGN: Goal-focused alpinists appreciate the range of this big mountain harness. Tech fit, low-bulk belt and quick-release leg loops adapt to thick layers of apparel. With dual ice devices and four gear loops to help rack it up.

FEATURES: CEN approved • Buckle adjustable leg loops • Four gear loops • Haul loop • Microfleece inner surface • Quick release leg loop straps • Seamless waist construction • Sewn-through leg loop construction • Two ICE DEVICES • VAPOR technology: harness tapers in width and thickness to the front of waist and legs

CONSTRUCTION: Evazote 50 • Senior ballistics outer • High quality microfleece inner surface

SIZES	XS, S, M, L, XL
WEIGHT	425 GRAMS / 15 OZ

TARGA



DESIGN: The ready-to-rock TARGA is tailored for versatility. SUREFIT leg loops give a definitive fit, and all four gear loops are dimensionally tweaked for steeper rock and easy accessibility. Thick through the back for added support, the loops and belt support all modes of climbing.

FEATURES: CEN approved • Belt and leg loops are thicker at the back for extra support • Four gear loops • Haul loop • SUREFIT 3"/50MM adjustable leg loops

CONSTRUCTION: Evazote 50 • 500D nylon outer surface • Microfleece inner surface

SIZES	XS, S, M, L, XL
WEIGHT	368 GRAMS / 13 OZ

ISIS



DESIGN: Anatomical distinction by gender is a recurring theme of the graceful women's Isis. SUREFIT leg loops fit strong feminine thighs, tapered VAPOR shape lends comfortable support and drop-style loops make "going" on the climb easier.

FEATURES: CEN approved • Belt and leg loops are thicker at the back for extra support • Four gear loops • Haul loop • Quick release leg loop straps • SUREFIT 3"/50MM adjustable leg loops

CONSTRUCTION: Evazote 50 • 500D nylon outer surface • Microfleece inner surface

SIZES	XS, S, M, L, XL
WEIGHT	340 GRAMS / 12 OZ

CHALKBAGS



DESIGN: Dip into our bomber chalk sacks to keep your digits dry.

ION: A mid-volume all-rounder with a micro-suspended rim.

VOODOO: Patterned after the ION, but made with mesh and leather.

CYLINDER MID: Classical in shape, micro-rimmed and sized perfectly for chalk balls.

CYLINDER LARGE: Curved bottom allows for full-hand fat dips on big routes.

CHALK BAG BELT: Hang the bag of your choice with a 5/8"/16MM web belt.

BACKPACKS

Since their inception, ARC'TERYX backpacks have been at the forefront of the outdoor industry—premiering innovative design concepts and revolutionary textiles, and incorporating advanced construction methods that have changed how the world looks at backpacks.

ARC'TERYX packs are recognized and chosen for their unrivaled comfort, formidable carrying power and support, long-lasting durability, and intelligent designs. All ARC'TERYX backpacks are designed for a specific outdoor activity, with every design element and component—technical materials, construction methods, suspensions systems, and feature sets—deliberately chosen to meet the user's unique requirements. All of our packs incorporate VAPOR thermoforming technology in their designs, producing comfortable 3D anatomical shaping of our shoulder straps, hipbelts, and backpanels. Our newest Women's Trekking packs, the BRIZA and AC² MAIA, feature gender specific shaping for the perfect fit.





AC² - Advanced Composite Construction



Our ground breaking AC^2 —Advanced Composite Construction—packs combine altruistic simplicity with high-tech engineering to produce a revolutionary strain of backpacks. Constructed with our rugged 420^{ACT} fabric, we are able to bond all the components directly to the textile, breaking free from the design limitations of sewn construction and create 100% weatherproof packs. Fusing the entire suspension system—our MONOFRAME backpanel, radially formed shoulder straps, GRIDLOCK™ adjustment system, and pivoting LOAD TRANSFER Disc™—directly to the pack textile, the integrated assembly becomes a unified structure that delivers unsurpassed levels of comfort and support.

The NAOS and MAIA trekking packs are hearty weather-proof companions for rugged backcountry journeys, with the MAIA's entire suspension system specifically engineered for active women. The high performance ACRUX alpine packs feature flush-mounted backpanels and laminated shoulder straps for a close to the body fit that improves climbing characteristics, and strippable top lids and HIPPODS™ shave weight when going for the summit. AC^2 technology launches a new era of pack design, personal comfort, and waterproof integrity.

MAIA 50



DESIGN: This sleek, woman's specific AC² pack has all the features and carrying capacity needed for overnight trips, and the 100% waterproof 420^{ACT} fabric protects gear from moisture. The MAIA's entire suspension system is ergonomically shaped for the female anatomy, and the rotating LOAD TRANSFER DISC allows unprecedented hip mobility and pack stability while moving through uneven terrain.

FEATURES: Double re-curved shoulder straps designed for the female form • Women's specific hipbelt, styling and ergonomics • ROLLTOP™ closure • Fully seam sealed • Hydration bladder pocket • Laminated map pocket • Laminated molded AC² FUSION POINTS™ • LOAD TRANSFER DISC • MONOFRAME backpanel • Pigment dyed WATER TIGHT zippers • Radially formed BINARY™ hipbelt • Radially formed shoulder straps • Removable WATER TIGHT top lid • Side access kangaroo pocket • Four external compression straps • Waterproof HYDROPORT™ • 3D shaping

CONSTRUCTION: 420^{ACT} fabric • Spacermesh • Kydex framesheet • 606I aluminum stays

	WEIGHT	NORMAL LOAD	EXTENDED LOAD
SHORT	2.1 KGS / 4 LBS 6 OZ	2865 CU IN / 47 L	3050 CU IN / 50 L
REGULAR	2.2 KGS / 4 LBS 8 OZ	3051 CU IN / 50 L	3230 CU IN / 53 L
TALL	2.3 KGS / 5 LBS	3234 CU IN / 53 L	3420 CU IN / 56 L

MAIA 65



DESIGN: Keeping your gear dry with our ROLLTOP closure and revolutionary 420^{ACT} material, the Maia 65 makes wet weather trekking more bearable. Designed for a woman's anatomy, the radially formed shoulder straps and binary hipbelt comfortably connect you to the pack, making big loads a breeze.

FEATURES: Double re-curved shoulder straps designed for the female form • Women's specific hipbelt, styling and ergonomics • ROLLTOP closure • Fully seam sealed • Hydration bladder pocket • Laminated map pocket • Laminated molded AC² FUSION POINTS™ • LOAD TRANSFER DISC • MONOFRAME backpanel • Pigment dyed WATER TIGHT zippers • Radially formed BINARY hipbelt • Radially formed shoulder straps • Removable WATER TIGHT top lid • Side access kangaroo pocket • Six external compression straps • Waterproof HYDROPORT • 3D shaping • GRIDLOCK adjustable shoulder-strap suspension system

CONSTRUCTION: 420^{ACT} fabric • Spacermesh • Kydex framesheet • 7075 aluminum stays

	WEIGHT	NORMAL LOAD	EXTENDED LOAD
SHORT	2.5 KGS / 5 LBS 3 OZ	3772 CU IN / 61 L	4328 CU IN / 70 L
REGULAR	2.6 KGS / 5 LBS 6 OZ	4020 CU IN / 65 L	4576 CU IN / 74 L
TALL	2.7 KGS / 5 LBS 9 OZ	4265 CU IN / 69 L	4699 CU IN / 76 L

MAIA 75



GOLD RUSH TITANIUM

DESIGN: Built for the motivated woman who enjoys long walkabouts to secluded backcountry valleys, the 100% waterproof MAIA 75 offers cavernous volume and an unparalleled carrying experience. Building upon our incredible MONOFRAME and LOAD TRANSFER DISC suspension, we added the speedy GRIDLOCK shoulder strap adjustment system for a perfect fit and improved comfort with heavy loads. A large top lid and roomy kangaroo pocket provides easy access to necessities.

FEATURES: Double re-curved shoulder straps designed for the female form • Women's specific hipbelt, styling, and ergonomics • ROLLTOP™ closure • Fully seam sealed • Hydration bladder pocket • Laminated map pocket • Laminated molded AC² FUSION POINTS • LOAD TRANSFER DISC • MONOFRAME backpanel • Pigment dyed WATER TIGHT zippers • Radially formed BINARY hipbelt • Radially formed shoulder straps • Removable WATER TIGHT top lid • Side access kangaroo pocket • Six external compression straps • Waterproof HYDROPORT • 3D shaping • Full length vertical side zipper • GRIDLOCK adjustable shoulder-strap suspension system

CONSTRUCTION: 420^{ACT} fabric • Spacermesh • Kydex framesheet • 7075 aluminum stays

	WEIGHT	NORMAL LOAD	EXTENDED LOAD
SHORT	2.7 KGS / 5 LBS 9 OZ	4332 CU IN / 71 L	4880 CU IN / 80 L
REGULAR	2.8 KGS / 6 LBS 1 OZ	4576 CU IN / 75 L	5060 CU IN / 83 L
TALL	2.9 KGS / 6 LBS 4 OZ	4820 CU IN / 79 L	5250 CU IN / 86 L

NAOS 45



RED BERYL TITANIUM

DESIGN: The smallest of the NAOS series, this pack is full of functional features and contains no fluff. Radially formed shoulder straps and hipbelt, in conjunction with the Spacermesh cushioned MONOFRAME and rotating LOAD TRANSFER DISC, create the most comfortable carrying system around.

FEATURES: ROLLTOP closure • Fully seam sealed • Hydration bladder pocket • Laminated map pocket • Laminated molded AC² FUSION POINTS • LOAD TRANSFER DISC • MONOFRAME backpanel • Pigment dyed WATER TIGHT zippers • Radially formed BINARY hipbelt • Radially formed shoulder straps • Removable WATER TIGHT top lid • Side access kangaroo pocket • Four external compression straps • Waterproof HYDROPORT • 3D shaping

CONSTRUCTION: 420^{ACT} fabric • Spacermesh • Kydex framesheet • 6061 aluminum stays

	WEIGHT	NORMAL LOAD	EXTENDED LOAD
SHORT	1.8 KGS / 4 LBS	2500 CU IN / 41 L	3050 CU IN / 50 L
REGULAR	1.9 KGS / 4 LBS 3 OZ	2960 CU IN / 44 L	3230 CU IN / 53 L
TALL	2.1 KGS / 4 LBS 10 OZ	2870 CU IN / 47 L	3420 CU IN / 56 L

NAOS 55



DESIGN: Made with revolutionary 420^{ACT} pack material, this pack will keep your load dry. More than a conventional drybag, it also carries comfortably with the frictionless LOAD TRANSFER DISC, features a side access kangaroo pocket for easy entry, and includes extra side straps to hold skis, tools or equipment.

FEATURES: ROLLTOP closure • Fully seam sealed • Hydration bladder pocket • Laminated map pocket • Laminated molded AC² FUSION POINTS • LOAD TRANSFER DISC • MONOFRAME backpanel • Pigment dyed WATER TIGHT zippers • Radially formed BINARY hipbelt • Radially formed shoulder straps • Removable WATER TIGHT top lid • Side access kangaroo pocket • Six external compression straps • Waterproof HYDROPORT™ • 3D shaping

CONSTRUCTION: 420^{ACT} fabric • Spacermesh • Kydex framesheet • 6061 aluminum stays

	WEIGHT	NORMAL LOAD	EXTENDED LOAD
SHORT	2 KGS / 4 LBS 6 OZ	3230 CU IN / 53 L	3780 CU IN / 62 L
REGULAR	2.1 KGS / 4 LBS 10 OZ	3420 CU IN / 56 L	3970 CU IN / 65 L
TALL	2.2 KGS / 4 LBS 14 OZ	3600 CU IN / 59 L	4150 CU IN / 68 L

NAOS 70



DESIGN: Carrying a large load has become much easier with the NAOS 70. The anatomically structured hipbelt hinges on the innovative LOAD TRANSFER DISC, which is directly linked to the fully integrated MONOFRAME backpanel connecting load to hiker like never before.

FEATURES: ROLLTOP closure • Fully seam sealed • Hydration bladder pocket • Laminated map pocket • Laminated molded AC² FUSION POINTS • LOAD TRANSFER DISC • MONOFRAME backpanel • Pigment dyed WATER TIGHT zippers • Radially formed BINARY hipbelt • Radially-formed shoulder straps • Removable WATER TIGHT top lid • Side access kangaroo pocket • Six external compression straps • Waterproof HYDROPORT™ • 3D shaping • GRIDLOCK adjustable shoulder-strap suspension system

CONSTRUCTION: 420^{ACT} fabric • Spacermesh • Kydex framesheet • 6061 aluminum stays

	WEIGHT	NORMAL LOAD	EXTENDED LOAD
SHORT	2.2 KGS / 4 LBS 14 OZ	4270 CU IN / 70 L	4880 CU IN / 80 L
REGULAR	2.3 KGS / 5 LBS 1 OZ	4450 CU IN / 73 L	5060 CU IN / 83 L
TALL	2.4 KGS / 5 LBS 5 OZ	4640 CU IN / 76 L	5250 CU IN / 86 L

NAOS 85



DESIGN: This expedition sized AC^2 pack is built for the long haul through pristine valleys and across continental divides. Engineered for heavy loads, the Naos 85 is fortified with a larger double-ring **LOAD TRANSFER DISC**, an adjustable two-point side stabilizer, and a broader radially formed hipbelt for increased comfort. Bonded to the **MONOFRAME** is our **GRIDLOCK** shoulder strap adjustment system, which allows fast fine-tuning to ensure the optimal fit and ultimate comfort.

FEATURES: **ROLLTOP** closure • Fully seam sealed • Hydration bladder pocket • Laminated map pocket • Laminated molded AC^2 **FUSION POINTS** • **LOAD TRANSFER DISC** • **MONOFRAME** backpanel • Pigment dyed **WATER TIGHT ZIPPERS** • Radially formed **BINARY** hipbelt • Radially-formed shoulder straps • Removable **WATER TIGHT** top lid • Side access kangaroo pocket • Six external compression straps • Waterproof **HYDROPORT** • 3D shaping • **GRIDLOCK** adjustable shoulder-strap suspension system

CONSTRUCTION: 420^{ACT} fabric • Spacermesh • Kydex framesheet • 7075 aluminum stays

	WEIGHT	NORMAL LOAD	EXTENDED LOAD
SHORT	2.8 KGS / 6 LBS 2 OZ	5004 CU IN / 82 L	4880 CU IN / 80 L
REGULAR	2.9 KGS / 6 LBS 4 OZ	5187 CU IN / 85 L	5060 CU IN / 83 L
TALL	3 KGS / 6 LBS 6 OZ	5370 CU IN / 88 L	5250 CU IN / 86 L

ACRUX 40



DESIGN: The smallest **ACRUX**, this pack offers the ultimate in streamlined simplicity. Features such as rear bungee, AC^2 **FUSION POINTS**, anchored side compression straps, and flush mounted stretch-woven backpanel are all laminated to the pack using AC^2 technology.

FEATURES: **ROLLTOP** closure • Four external compression straps • Fully seam taped • Hydration bladder pocket • Laminated molded AC^2 **FUSION POINTS** • **MONOFRAME** backpanel • Pigment dyed **WATER TIGHT ZIPPERS** • Radially formed shoulder straps and **HIPPODS** • Removable top lid • Twin aluminum stays • Waterproof **HYDROPORT** • Webbing hipbelt with strippable **BINARY** **HIPPODS** • 3D shaping

CONSTRUCTION: 420^{ACT} fabric • Spacermesh • Tweave® Durastretch® • EVA foam • Kydex framesheet • 6061 aluminum stays

	WEIGHT	NORMAL LOAD	EXTENDED LOAD
SHORT	1.5 KGS / 3 LBS 5 OZ	2100 CU IN / 35 L	2050 CU IN / 44 L
REGULAR	1.6 KGS / 3 LBS 8 OZ	2320 CU IN / 38 L	2680 CU IN / 47 L
TALL	1.8 KGS / 4 LBS	2500 CU IN / 41 L	2870 CU IN / 50 L

ACRUX 50



GRAPHITE

JASPER

TOPAZ

DESIGN: Inspired by pared-down alpinist goals and constructed with revolutionary 420^{ACT} fabric, this pack excels during light and fast missions. Includes only essential features like a removable WATER TIGHT top lid and strippable BINARY HIPPODS.

FEATURES: ROLLTOP closure • Four external compression straps • Fully seam taped • Hydration bladder pocket • Laminated molded AC² FUSION POINTS • MONOFRAME backpanel • Pigment dyed WATER TIGHT zippers • Radially formed shoulder straps and HIPPODS • Removable top lid • Twin aluminum stays • Waterproof HYDROPORT • Webbing hipbelt with strippable BINARY HIPPODS • 3D shaping

CONSTRUCTION: 420^{ACT} fabric • Spacermesh • Tweave® Durastretch® • EVA foam • Kydex framesheet • 6061 aluminum stays

	WEIGHT	NORMAL LOAD	EXTENDED LOAD
SHORT	1.6 KGS / 3 LBS 8 OZ	2620 CU IN / 43 L	3170 CU IN / 52 L
REGULAR	1.7 KGS / 3 LBS 11 OZ	2810 CU IN / 46 L	3360 CU IN / 55 L
TALL	1.9 KGS / 4 LBS 3 OZ	2990 CU IN / 49 L	3540 CU IN / 58 L

ACRUX 65



GRAPHITE

JASPER

DESIGN: Extra volume makes this pack perfect for weekend sprints. Comfortable suspension is achieved through radially formed shoulder straps and a flush mounted, stretch-woven cushioned MONOFRAME backpanel.

FEATURES: ROLLTOP closure • Four external compression straps • Fully seam taped • Hydration bladder pocket • Laminated molded AC² FUSION POINTS • MONOFRAME backpanel • Pigment dyed WATER TIGHT zippers • Radially formed shoulder straps and HIPPODS • Removable top lid • Twin aluminum stays • Waterproof HYDROPORT • Webbing hipbelt with strippable BINARY HIPPODS • 3D shaping

CONSTRUCTION: 420^{ACT} fabric • Spacermesh • Tweave® Durastretch® • EVA foam • Kydex framesheet • 6061 aluminum stays

	WEIGHT	NORMAL LOAD	EXTENDED LOAD
SHORT	1.7 KGS / 3 LBS 11 OZ	3900 CU IN / 64 L	4520 CU IN / 74 L
REGULAR	1.9 KGS / 4 LBS 3 OZ	4090 CU IN / 67 L	4700 CU IN / 77 L
TALL	2 KGS / 4 LBS 6 OZ	4270 CU IN / 70 L	4880 CU IN / 80 L

Trekking Packs



Our BORA Trekking packs are beloved by backcountry devotees for their unmatched on-trail comfort and support. Enhancing our Trekking lineup is the plush BRIZA series of woman's specific backpacks that are anatomically shaped and graded explicitly for women. This year we have fine-tuned the BORA's and BRIZA's patterning to increase storage capabilities, improve ergonomics, and added stowable water bottle holders. WATER TIGHT zippers provide quick weatherproof access, high-visibility lining illuminates the interior, and interchangeable shoulder straps and hipbelts allow a perfect personalized fit. With their legendary comfort and support, the rugged BORAS and BRIZAS reduce trail fatigue, saving critical energy for summit tags or that extra mile.

BORA 35



DESIGN: For gear intensive day trips our smallest BORA is a master jack-of-all-trades, and is loaded with practical features such as a removable top lid, stowable water bottle holder, and wand pocket. Equally adept at skiing, hiking, cragging, or hauling groceries the rugged BORA 35 does it all with comfort.

FEATURES: Double layered fabric bottom • Four external compression straps • Dual density shoulder straps • Hydration bladder pocket • Hose clip • Kangaroo pocket with drain hole • Key clip • Laminated internal kangaroo pocket • Removable stowable lid • Thermoformed back panel • Two external daisy chains • Two ice axe loops and holders • One water bottle holder • One wand pocket • 5cm/2" webbing hipbelt • WATER TIGHT zippers

CONSTRUCTION: • HDPE framesheet • 6061 aluminum stay • 420D ripstorm • 630D superpack nylon reinforcements Hypalon trim

BORA 35	WEIGHT	NORMAL LOAD	EXTENDED LOAD
REGULAR	1.5 KGS / 3 LBS 3 OZ	2135 CU IN / 35 L	2318 CU IN / 38 L
TALL	1.6 KGS / 3 LBS 5 OZ	2318 CU IN / 38 L	2505 CU IN / 41 L

BORA 50



DESIGN: Spacious enough for overnights, the BORA 50 loads many convenient features into a practical sized pack. Organize gear in the large top lid or front kangaroo pocket, quick-draw water from the stowable bottle holder, and personalize the fit with interchangeable thermoformed hipbelts.

FEATURES: Double layered fabric pack bottom • Dual density shoulder straps • Four external compression straps • Hose clip • Interchangeable thermoformed hipbelt • Kangaroo pocket with drain hole • Key clip • Laminated internal kangaroo pocket • Thermoformed back panel • Two external daisy chains, ice axe holders, and water bottle pockets • WATER TIGHT zippers

CONSTRUCTION: HDPE framesheet • 6061 aluminum stay • 420D ripstorm • 630D superpack nylon reinforcements • Hypalon trim

	WEIGHT	NORMAL LOAD	EXTENDED LOAD
SHORT	1.9 KGS / 4 LBS 3 OZ	2801 CU IN / 46 L	3170 CU IN / 52 L
REGULAR	2 KGS / 4 LBS 6 OZ	3050 CU IN / 50 L	3420 CU IN / 56 L
TALL	2.1 KGS / 4 LBS 10 OZ	3290 CU IN / 54 L	4660 CU IN / 60 L

Bora Suspension



Our BORA suspension uses a dual aluminum stay system positioned in 'V' configuration. This system is the key to allowing a pivoting hipbelt design, improving the comfort of loads on technical terrain as the hips rotate with high steps on steep ground. Light composite load rods transfer weight forward and to the sides of the hipbelt for a more comfortable and stable carry. These rods are integrated into the backpanel and the pack bag itself, which ensures efficient transfer of the load forces.

The BORA hipbelt—considered the standard in hipbelt design—is made of four layers of variable density foam, laminated and curved into a cupped shape to remove pressure from the hips and transfers the load gently over the contact area. The dual density shoulder straps further ensure a plush and stable ride that is unmatched in single density designs.

BORA 65



MERCURY



LIME

DESIGN: Multi-day trips into the backcountry require substantial amounts of food and gear, and the BORA 65's thermoformed suspension system comfortably shoulders the extra load. With a larger volume kangaroo pocket, sleeping bag compartment, and full-length WATER TIGHT side zipper, loading and finding gear is quick and easy.

FEATURES: Hydration bladder pocket • Hose clip • Double layered fabric pack bottom • Fanny lid • Four external compression straps • Full-length side zip • Interchangeable dual density shoulder straps • Interchangeable thermoformed hipbelt • Kangaroo pocket with drain hole • Key clip • Laminated internal pocket • Occipital cavity • Sleeping bag compartment • Thermoformed back panel • Two external daisy chains, ice axe holders and wand pockets • WATER TIGHT zippers

CONSTRUCTION: HDPE framesheet • 6061 aluminum stays • 420D ripstorm • 630D superpack nylon reinforcements • Hypalon trim

	WEIGHT	NORMAL LOAD	EXTENDED LOAD
SHORT	2.8 KGS / 6 LBS 3 OZ	3720 CU IN / 61 L	4330 CU IN / 71 L
REGULAR	3 KGS / 6 LBS 10 OZ	3960 CU IN / 65 L	4570 CU IN / 75 L
TALL	3.1 KGS / 6 LBS 13 OZ	4210 CU IN / 69 L	4820 CU IN / 79 L

BORA 80



DESIGN: Trekking for a week or more calls for a serious pack. Our plush thermoformed hipbelts and shoulder straps are connected to our sturdy V-stay suspension system to comfortably handle expedition sized loads. This robust pack features WATER TIGHT zippers, DWR coated fabrics, and a reinforced bottom to repel the elements.

FEATURES: Double layered fabric pack bottom • Six external compression straps • Full-length side zip • Hose clip • Interchangeable unisex dual density shoulder straps • Interchangeable unisex thermoformed hipbelt • Kangaroo pocket with drain hole • Key clip • Occipital cavity • Sleeping bag compartment • Thermoformed back panel • Two external daisy chains, ice axe holders, and water bottle pockets • WATER TIGHT zippers

CONSTRUCTION: HDPE framesheet • 6061 aluminum stays • 420D ripstorm • 630D superpack nylon reinforcements • Hypalon trim

	WEIGHT	NORMAL LOAD	EXTENDED LOAD
SHORT	3 KGS / 6 LBS 10 OZ	4640 CU IN / 76 L	5250 CU IN / 86 L
REGULAR	3,1 KGS / 6 LBS 13 OZ	4880 CU IN / 80 L	5490 CU IN / 90 L
TALL	3,2 KGS / 7 LBS 1 OZ	5120 CU IN / 84 L	5730 CU IN / 94 L

BORA 95



DESIGN: The burly BORA 95 is engineered for colossal loads and ambitious adventures. Our ultra-comfortable BORA suspension is further enhanced with a direct frame-to-hipbelt load transfer system that increases heavy load support and enables freedom of movement over difficult terrain. A full-length WATER TIGHT side zipper, sleeping bag compartment, and generous storage pockets keep gear organized and accessible.

FEATURES: Double layered fabric pack bottom • Six external compression straps • Full-length side zip • Hose clip • Interchangeable unisex dual density shoulder straps • Interchangeable unisex thermoformed hipbelt • Key clip • Kangaroo pocket with drain hole • Laminated internal kangaroo pocket • Occipital cavity • Thermoformed back panel • Two external daisy chains, ice axe holders, and water bottle pockets • WATER TIGHT zippers

CONSTRUCTION: HDPE framesheet • 6061 aluminum stays • 420D ripstorm • 630D superpack nylon reinforcements • Hypalon trim

	WEIGHT	NORMAL LOAD	EXTENDED LOAD
SHORT	3,2 KGS / 7 LBS 1 OZ	5550 CU IN / 91 L	6160 CU IN / 101 L
REGULAR	3,4 KGS / 7 LBS 8 OZ	5800 CU IN / 95 L	6410 CU IN / 105 L
TALL	3,5 KGS / 7 LBS 11 OZ	6040 CU IN / 99 L	6650 CU IN / 109 L

Women's Trekking



It's no secret that the male and female forms are considerably different in shape and size. And to expect a pack designed for men to perform well for women would be ludicrous. We have always built our award winning BORA trekking packs in both men's and women's models, but this year we have taken the women's packs to a new level. The new BRIZA women's trekking packs still incorporate the best attributes of our BORA suspension system, but employ an anatomic shape in line with the shape of the female form. These packs are shorter in height with more width down low, and female-specific shoulder straps and hipbelts curved and padded to fit properly. With a different load carrying shape than their BORA brothers, the new BRIZA's also get a new aesthetic all their own, with sculpted curves to make these packs look as good as they work.

BRIZA 62



LIME



RED BERRY

DESIGN: Designed for comfort and convenience on multi-day backcountry treks, the BRIZA 62's plush suspension is shaped for the unique contours of the female form. Tough DWR coated fabrics and WATER TIGHT zippers repel water, and a full compliment of organizational features make life on the trail effortless.

FEATURES: Double layered fabric pack bottom • Four external compression straps • Full-length side zip • Hose clip • Hydration bladder pocket • Interchangeable dual density shoulder straps • Interchangeable thermoformed hipbelt • Kangaroo pocket with drain hole • Key clip • Occipital cavity • Removable fanny lid • Sleeping bag compartment • Thermoformed back panel • Two external daisy chains, ice axe holders and wand pockets • WATER TIGHT zippers • Women's specific design and fit

CONSTRUCTION: HDPE framesheet • 6061 aluminum stays • 420D ripstorm • 630D superpack nylon reinforcements • Hypalon trim

	WEIGHT	NORMAL LOAD	EXTENDED LOAD
SHORT	2.7 KGS / 6 LBS	3540 CU IN / 58 L	4150 CU IN / 68 L
REGULAR	2.8 KGS / 6 LBS 3 OZ	3780 CU IN / 62 L	4390 CU IN / 72 L
TALL	2.9 KGS / 6 LBS 6 OZ	4030 CU IN / 66 L	4640 CU IN / 76 L

BRIZA 75



LIME



RED BERRY

DESIGN: Big is beautiful with this woman's specific expedition sized trekker. WATER TIGHT zippers provide quick access to the main and sleeping bag compartments, and the interchangeable thermoformed hipbelts and shoulder straps ensure the perfect fit for long trips with heavy loads. Water bottle and hydration bladder pockets keep critical fluids handy while negotiating mountain passes.

FEATURES: Double layered fabric pack bottom • Six external compression straps • Full-length side zip • Hose clip • Hydration bladder pocket under lid • Interchangeable dual density shoulder straps • Interchangeable thermoformed hipbelt • Kangaroo pocket with drain hole • Key clip • Occipital cavity • Sleeping bag compartment • Thermoformed back panel • Two external daisy chains, ice axe holders, and water bottle pockets • WATER TIGHT zippers • Women's specific design and fit

CONSTRUCTION: HDPE framesheet • 6061 aluminum stays • 420D ripstorm • 630D superpack nylon reinforcements • Hypalon trim

	WEIGHT	NORMAL LOAD	EXTENDED LOAD
SHORT	2.9 KGS / 6 LBS 6 OZ	3900 CU IN / 64 L	4510 CU IN / 74 L
REGULAR	3.0 KGS / 6 LBS 10 OZ	4128 CU IN / 68 L	4760 CU IN / 78 L
TALL	3.2 KGS / 7 LBS 1 OZ	4400 CU IN / 72 L	5000 CU IN / 82 L



Efficiency is the name of the game in modern alpinism, and our lightweight NEEDLE and NOZONE packs eliminate superfluous elements and get down to business with essential alpine features and lightweight materials that shed moisture and survive mountain abuse. Trim, thermoformed suspensions lock the pack close to the body for a balanced centre of gravity and narrow profiles allow climbing mobility. Our versatile RT packs feature ROLLTOP closures for speedy access to gear, and the wide opening eagerly accepts large climbing racks. All ARC'TERYX ASCENT packs feature our pivoting hipbelt design, which eliminates pack movement when high-stepping, increasing stability and control on technical terrain.



BLACK/CINDER BLACK/SMOKE BLACK/MOLTEN

DESIGN: Bigger alpine aspirations demand the skilled perspective of these top loaders. Tough, snow-shedding fabric, comfortable dual-stayed carrying system and streamlined strippable design all converge in a complete package for scaling the peaks in speedy style.

FEATURES: Hydration bladder hanger • Four external compression straps • Accordion front pocket • Lightweight ski attachments • Thermoformed hipbelt and back panel • Thermoformed shoulder straps • Two external daisy chains • Two ice axe holders • V2-FRAME suspension • WATER TIGHT zippers

CONSTRUCTION: HDPE framesheet • 6061 aluminum stays • x-Pac™ vx2I • Armourlite™ • Hypalon trim

NEEDLE 35	WEIGHT	NORMAL LOAD
SHORT	1.4 KGS / 3 LBS 1 OZ	2014 CU IN / 33 L
REGULAR	1.5 KGS / 3 LBS 2 OZ	2135 CU IN / 35 L
TALL	1.6 KGS / 3 LBS 8 OZ	2258 CU IN / 37 L
NEEDLE 45	WEIGHT	NORMAL LOAD
SHORT	1.5 KGS / 3 LBS 5 OZ	2624 CU IN / 43 L
REGULAR	1.6 KGS / 3 LBS 8 OZ	2746 CU IN / 45 L
TALL	1.7 KGS / 3 LBS 11 OZ	2868 CU IN / 47 L

NEEDLE 55



DESIGN: Braced for a rapid rise to the summit, the NEEDLE 55 is fast and focused. Fully featured with accordion front pockets, hydro compatibility and rock-steady suspension, it unlocks the true potential of getting up to speed.

FEATURES: Alpine clips • Hydration bladder hanger • Four external compression straps • Key clip • Lightweight ski attachments • Thermoformed back panel • Thermoformed shoulder straps • Two ice axe holders • V₂-FRAME suspension • WATER TIGHT zippers • Removable utility straps • Rope carrier attachments • Ski loops

CONSTRUCTION: HDPE framesheet • 6061 aluminum stays • x-Pac vx21 • Armourlite • Hypalon trim

	WEIGHT	NORMAL LOAD	EXTENDED LOAD
SHORT	1.7 KGS / 3 LBS 11 OZ	3112 CU IN / 51 L	3540 CU IN / 58 L
REGULAR	1.8 KGS / 4 LBS 1 OZ	3234 CU IN / 53 L	3660 CU IN / 60 L
TALL	1.9 KGS / 4 LBS 3 OZ	3356 CU IN / 55 L	3783 CU IN / 62 L

NEEDLE 65



DESIGN: Making the grade with well-rounded alpinists, the NEEDLE 65 fuses trekking volume with a purist perspective. A large lid stows essentials, while a V₂-FRAME suspension, lightweight ski attachments and side zip entry make it the one tool to take everywhere.

FEATURES: Hydration bladder hanger • Four external compression straps • Accordion front pocket • Key clip • Lightweight ski attachments • Thermoformed hipbelt • Thermoformed back panel • Thermoformed shoulder straps • Two external daisy chains • Two ice axe holders • V₂-FRAME suspension • WATER TIGHT zippers

CONSTRUCTION: HDPE framesheet • 6061 aluminum stays • x-Pac vx21 • Armourlite • Hypalon trim

	WEIGHT	NORMAL LOAD	EXTENDED LOAD
SHORT	1.9 KGS / 4 LBS 3 OZ	3722 CU IN / 61 L	4150 CU IN / 68 L
REGULAR	2.0 KGS / 4 LBS 6 OZ	3844 CU IN / 63 L	4275 CU IN / 70 L
TALL	2.1 KGS / 4 LBS 10 OZ	3966 CU IN / 65 L	4395 CU IN / 72 L

NOZONE

RT25



BLACK

DESIGN: Tough and tested, the Nozone is hardwired for a traditional alpine approach. Bomber materials, gear-securing HYPALON patch and dual daisies handle your sharp stuff with care. Strippable design slims it down when light is right.

FEATURES: BORA suspension • Removeable hipbelt includes removeable gear loops • Web hipbelt with gear loops also included • Dual density shoulder straps • Unisex interchangeable thermoformed hipbelt • Six internal compression straps • Thermoformed back panel • Two external daisy chains • Two ice axe loops • WATER TIGHT zippers • Webbing ski attachment system

CONSTRUCTION: HDPE framesheet • 7075 aluminum stays • 630D superpack nylon • x-Pac vx21 • Hypalon

	WEIGHT	NORMAL LOAD	EXTENDED LOAD
SHORT	2.2 KGS / 4 LBS 14 OZ	2750 CU IN / 45 L	3360 CU IN / 55 L
REGULAR	2.3 KGS / 5 LBS 1 OZ	3050 CU IN / 50 L	3660 CU IN / 60 L
TALL	2.4 KGS / 5 LBS 5 OZ	3360 CU IN / 55 L	3970 CU IN / 65 L



BLACK



GRANITE



SANGRIA

DESIGN: Access is quick and easy with our ROLLTOP closure system, making this pack ideal for day hikes and climbing approaches. Its small, convenient size belies the full featured nature of this rugged pack

FEATURES: Armourlite kangaroo pocket with WATER TIGHT zipper • Hydration bladder pocket • Hose clip • ROLLTOP lid closure • Removable/adjustable rope carrier • Thermoformed shoulder straps and air channel back panel • 1.5 IN./4 CM webbing belt • Top grab handle • Two adjustable removable ice axe loops • Two external daisy chains • Two side stash pockets • Ultra-light Y-FRAME suspension • Z-pull compression straps

CONSTRUCTION: HDPE framesheet • 6061 aluminum stay • 630D Superpack nylon • Hypalon • Armourlite

	WEIGHT	REGULAR LOAD
REGULAR	1.2 KGS / 2 LBS 10 OZ	1300 C.I. / 21 L

RT₃₅



DESIGN: A superb pack with ROLLTOP function, the RT₃₅ adds space to the ROLLTOP equation. Featuring a weatherproof closure, dual ice axe loops, Armourlite kangaroo pocket with a WATER TIGHT zip.

FEATURES: Armourlite kangaroo pocket with WATER TIGHT zip • Hydration bladder pocket • Hose clip • ROLLTOP lid closure • Removable/adjustable rope carrier • Thermoformed shoulder straps and air channel back panel • 1.5 IN./4 CM webbing belt • Top grab handle • Two adjustable removable ice axe loops • Two external daisy chains • Two side stash pockets • Ultra-light Y-FRAME suspension • Z-pull compression straps

CONSTRUCTION: HDPE framesheet • 6061 aluminum stay • 630D Superpack nylon • Hypalon • Armourlite

	WEIGHT	REGULAR LOAD
SHORT	1.3 KGS / 2 LBS 14 OZ	1708 C.I. / 28 L
REGULAR	1.4 KGS / 3 LBS 1 OZ	1900 C.I. / 31 L
TALL	1.5 KGS / 3 LBS 5 OZ	2075 C.I. / 34 L

RT₄₅



DESIGN: The RT₄₅ provides volumes of rolltop function for the approach. ROLLTOP security, dual daisy chains, rope carrying devices, and external pocketing keeps all of your gear securely organized.

FEATURES: Armourlite kangaroo pocket with WATER TIGHT zip • Hydration bladder pocket • Hose clip • ROLLTOP lid closure • Hipbone protecting SQUASHPODS™ • Hipbelt FENDERS™ • Removable/adjustable rope carrier • Thermoformed shoulder straps and air channel back panel • Thermoformed hipbelt • Top pocket and grab handle • Two adjustable/removable ice axe loops • Two external daisy chains • Two side stash pockets • Ultra-light Y-FRAME suspension • Z-pull compression straps

CONSTRUCTION: HDPE framesheet • 6061 aluminum stay • 630D Superpack nylon • Hypalon • Armourlite

	WEIGHT	REGULAR LOAD
SHORT	1.5 KGS / 3 LBS 5 OZ	2258 C.I. / 37 L
REGULAR	1.6 KGS / 3 LBS 8 OZ	2440 C.I. / 40 L
TALL	1.7 KGS / 3 LBS 11 OZ	2624 C.I. / 43 L

TECHNICAL DETAILS: *Packs*

THERMOFORMED
SUSPENSION

DIE-CUT
HYPALON

ROLLTOP
CLOSURE



introduced: 1995

ALL ARC'TERYX PACKS



introduced: 1995

MOST ARC'TERYX PACKS



introduced: 2001

NEEDLE 35
NEEDLE 45
ALL RT PACKS

Each ARC'TERYX pack design is intended for a specific purpose—therefore we have developed and implemented new technologies to improve their unique per-formance enhancing properties. Building off of our thermoformed suspension systems, we add water-proof or snow-shedding fabrics, activity necessary attachment points, sharp-edge protective patches, and clever closure systems.

Utilizing an advanced heat induced lamination and moulding technique, our revered suspensions combine foams of variable thickness and density with a robust nylon external fabric, and a durable yet comfortable stretch-woven material on the inner face. The resulting anatomically shaped structure eliminates pressure points on hips and shoulders by evenly distributing the load across the entire surface area.

Incredibly tough and resilient, Hypalon provides a pierce proof barrier. Die-cutting delivers clean, round-edged components that won't snag. With its intrinsic grippy finish and pliability, this material is the solid choice for cinching down gear and protecting packs from sharp ice axes, screws, and crampons.

Easy to operate with handwear, this clever system offers speedy access and a snow-proof closure. HDPE slats create a wide-mouth opening that facilitates loading and also quickly snaps shut. Convenience is paired with security in this backcountry-proven system.

X-PAC
FABRIC

AC²
TECHNOLOGY

420D
RIPSTROM

MOLDED
OCCIPITAL CAVITY



introduced: 2002

NOZONE
ALL NEEDLE PACKS



introduced: 2004

ALL NAOS PACKS
ALL ACRUX PACKS
ALL MAIA PACKS



introduced: 2007

ALL BORA PACKS
ALL BRIZA PACKS



introduced: 2007

ALL BORA PACKS
ALL BRIZA PACKS

Initially developed for nautical racing sails, this lightweight and durable fabric delivers strength and increased waterproofing. Constructed of a three layer laminated composition, the middle layer X-pattern yarns provide superior ripstop reinforcement against catastrophic failure and the outer face sheds snow better than any other material.

Our 420^{ACT} fabric has a two-sided polyurethane impregnation that creates a 100% waterproof barrier. Just as importantly, this unique textile allows us to bond all of the pack components directly to the material, eliminating superfluous sewing. Every attachment point, including our MONOFRAME, shoulder straps, hipbelt and LOAD TRANSFER DISC are fused to the pack, creating a unified structure.

In our BORA and BRIZA packs, we use a 420D pack fabric. It's polyurethane coating and grid reinforced construction makes it weather-proof and incredibly tough for its very light weight, and it displays superb abrasion resistance and snow shedding capabilities.

By laminating a lightweight injection molded lattice into the occipital cavity area, we have created a permanent 3-dimensional space. This occipital cavity component allows full head mobility.

Day Series

ARRO 16 & ARRO 22

SPEAR 20 & SPEAR 24



BLACK



BLACK



CITRUS



PELICAN

Stylish and refined, our DAY SERIES packs are made for life in the urban jungle and circuits in the forests of Fontainebleau. Built tough with ARMOURLITE, HYPALON, and ballistic nylon materials these compact panel loading packs will survive crushing workloads and desperate commutes. With thermoformed shoulder straps and backpanels the ARROS and SPEARS carry comfortably, the sleek design lines make them covetous conveyers and the Q series lumbar packs are made for fast-forward pursuits and lung bursting ridge runs.

DESIGN: Adept chameleons, the hip ARROS shift between scenes with elevated proficiency. H₂O bladder compatibility, specially shaped straps and insular WATER TIGHT construction adapt these streamlined panel-loaders to the commute, the escape or the adventure.

FEATURES: Hydration bladder pocket • Hose clip • Dual density shoulder straps • Front kangaroo pocket • 1"/25MM webbing hipbelt • Padded bottom • Thermoformed back panel • Top grab handle • Two mesh side pockets • WATER TIGHT zippers

CONSTRUCTION: HDPE framesheet • I680D Ballistic Nylon • Armourlite • Hypalon

ARRO 16	ONE SIZE (ADJUSTABLE)
WEIGHT	900 GRAMS / 2 LBS
VOLUME	1010 CU IN / 16 L

ARRO 22	ONE SIZE (ADJUSTABLE)
WEIGHT	1100 GRAMS / 2 LBS 7 OZ
VOLUME	1400 CU IN / 22 L

DESIGN: A low-key profile grants these slim packs the diversity to transition with ease. An internal organizer stows daily stuff, mesh pockets stash extra paraphernalia and thermoformed components keep it all comfortable for both the uphill and the daily grinds.

FEATURES: Hydration bladder pocket • Hose clip • Dual density shoulder straps • Internal CD player pocket • 1"/25MM removable webbing hipbelt • Outside front pocket • Padded bottom • Thermoformed back panel • Two side pockets • WATER TIGHT zippers

CONSTRUCTION: HDPE framesheet • I260D Ballistic Nylon • 630D Superpack nylon • Hypalon

SPEAR 20	ONE SIZE (ADJUSTABLE)
WEIGHT	935 GRAMS / 2 LBS 9 OZ
VOLUME	1220 CU IN / 20 L

SPEAR 24	ONE SIZE (ADJUSTABLE)
WEIGHT	980 GRAMS / 2 LBS 10 OZ
VOLUME	1460 CU IN / 24 L



DESIGN: Think small and secure with our hip-hung packs. Made with a snug thermo suspension, bottle holsters to keep fluids flowing and enough space for the bare bones kit. They excel at skate skiing, trail training and long walks on the beach.

FEATURES: BiSECT™ suspension • Hypalon bottle holster • Hypalon compression straps • One internal zippered pocket • SQUASHPOD hipbelt • Top grab handle • Thermoformed suspension

Q5: 1 water bottle pocket

Q10: 2 water bottle pockets • WATER TIGHT ZIPPERS

CONSTRUCTION: HDPE framesheet • 630D superpack nylon • 420D Ripstorm™ • Hypalon trim

Q5	ONE SIZE (ADJUSTABLE)	Q10	ONE SIZE (ADJUSTABLE)
WEIGHT	522 GRAMS / 1 LB 4 OZ	WEIGHT	718 GRAMS / 2 LBS 1 OZ
VOLUME	315 CU IN / 5 L	VOLUME	630 CU IN / 10 L



DESIGN: In hectic and hurried surroundings, rely on the organized assistance of the BLADES to keep it all together. Thoughtfully designed for work and travel with side-load file and laptop compartments, a molded grab handle and ballistic nylon toughness.

FEATURES: Accessory pocket • Dual density shoulder straps • Key clip • One cell phone slot • One outside front pocket • One internal stash pocket • One top pocket • Padded laptop compartment • Side zippered access for files and laptops • Thermoformed back panel • Three pen holder pockets • Top and side grab handles • Two main compartments

CONSTRUCTION: HDPE framesheet • 7075 aluminum stay • 1260D Ballistic Nylon • 630D superpack nylon • Hypalon trim

BLADE 13	ONE SIZE (ADJUSTABLE)	BLADE 21	ONE SIZE (ADJUSTABLE)
WEIGHT	1020 GRAMS / 3 LBS	WEIGHT	1140 GRAMS / 3 LBS 4 OZ
VOLUME	795 CU IN / 13 L	VOLUME	1281 CU IN / 21 L

QUIVER



DESIGN: An easy-access, three-point suspension makes the QUIVER perfect for days of quick hits and quad laps. Designed with room for the essentials—probe, shovel, hydration bladder and other bits required for spontaneous shots of backcountry.

FEATURES: Alpine clips • Hydration bladder pocket • Hose clip • Full-length side zip • One front pocket • One main compartment • Padded bottom • Thermoformed back panel • Thermoformed shoulder strap • 1½"/38MM webbing hipbelt • Three point suspension system • WATER TIGHT ZIPPERS

CONSTRUCTION: HDPE framesheet • 630D superpack nylon • Hypalon trim

SIZE	ONE SIZE (ADJUSTABLE)
WEIGHT	740 GRAMS / 26 OZ
VOLUME	670 CU IN / 11 L

DUFFELS



DESIGN: Rugged and ready bags for expedition travel. Compression straps keep the load in check, and a double layered base protects against sharp rocks, poor weather and disgruntled baggage handlers.

FEATURES: Compression straps • Double layered base • Grab handle • Removable foam base liner • Removable shoulder strap • Two external pockets

CONSTRUCTION: 1260D Ballistic Nylon • Nickel plated locking sliders • 5mm LD foam base liner

	WEIGHT	NORMAL LOAD
V8	1450 GRAMS / 3 LB 3 OZ	5185 CU IN / 85 L
V10	1600 GRAMS / 3 LB 8 OZ	6400 CU IN / 105 L
V13	1900 GRAMS / 4 LB 3 OZ	7900 CU IN / 130 L

URBAN FANNY



DESIGN: Stash keys, a camera or cash while playing or traveling. Packs down small for pocketing when not in use.

FEATURES: Adjustable web waist belt • Assorted colours

CONSTRUCTION: 420D Ripstorm • 500D Cordura

SIZE	ONE SIZE (ADJUSTABLE)
VOLUME	90 CU IN / 1.5 L

ACCESSORY POCKET



BLACK

DESIGN: Tally up a few extra litres of volume with this add-on. Laminated foam structure and separate mesh map pocket. Fits any pack with dual external compression straps.

FEATURES: External mesh map pocket • Laminated foam back for support and strength

CONSTRUCTION: 500D Cordura • 1000D Cordura

SIZE	ONE SIZE (ADJUSTABLE)
VOLUME	350 CU IN / 6 L

PACK COVER



BLACK

DESIGN: Foul weather situations are no problem with our completely waterproof cover. Built with ripstop fabric and taped seams. Sized to fit our BORA and BRIZA packs perfectly, they'll also work with almost any other pack.

FEATURES: Taped seams • Three sizes for excellent fit

CONSTRUCTION: Double ripstop nylon

3 SIZES	PACK MODEL
SMALL	BORA 35-50
MEDIUM	BORA 55-V80
LARGE	BORA 95

KNEE CAPS



BLACK

DESIGN: Keep the body's most important components free from harm with these hardshell caps. Lightweight and anatomical, they are the sworn protector of ice climbers and tele skiers. Far less expensive than reconstructive surgery.

FEATURES: Anatomic design with two straps for proper fit • Low profile camlocks provide adjustability without destructive abrasion • Mesh storage bag • VAPOR Technology

CONSTRUCTION: Ev50® • Kydex®

SIZE	ONE SIZE (ADJUSTABLE)
WEIGHT	154 GRAMS / 5.4 OZ





Designed for everyday living, our casual 24 collection amplifies the daily routine with an array of concealed technical features, such as: athletically cut patterns, gussets and articulated joints, and built-in mechanical stretch for mobility. Weaving together mountain inspired urban styling and alpine function these smart garments unite intelligent design elements with advanced synthetic and natural materials. From breathable woman's sport tops and office worthy collared shirts, to luxuriously warm jackets and hoodies made with sophisticated Italian wool and Polartec® fleece, our 24 series brings alpine technology into the urban realm.

ENVOY SHIRT SHORT SLEEVE

ENVOY SHIRT LONG SLEEVE



DESIGN: The ENVOY SS combines the sophistication of a collared shirt with the technical benefits of wrinkle resistant Invigor fabric. Patterned for active use and featuring plenty of mechanical stretch this highly breathable and stylish pullover efficiently regulates body temperature.

FEATURES: Mechanical stretch fabric for cool feeling summer comfort • Chest pocket with hidden security zip • Hidden snap closures on front placket • No-lift gusseted underarms • Patterned for ease of motion • Tonal embroidered bird logo on chest pocket

CONSTRUCTION: Invigor

	WEIGHT	SIZES
MEN'S	167 GRAMS / 5.9 OZ (MED)	S, M, L, XL, XXL



DESIGN: Designed for easy travel, the breathable ENVOY LS goes seamlessly from the first class cabin to Yosemite Valley, thanks to the wrinkle resistant and lightweight Invigor fabric. With built in mechanical stretch, gusseted underarms and articulated elbows the ENVOY LS merges unlimited mobility with urban elegance.

FEATURES: Mechanical stretch fabric for cool feeling summer comfort • Chest pocket with hidden security zip • Colour matched snap closures on front and cuffs • No-lift gusseted underarms • Articulated elbow • Colour matched snap closures on front placket • Patterned for ease of motion • Tonal embroidered bird logo on chest pocket

CONSTRUCTION: Invigor

	WEIGHT	SIZES
MEN'S	238 GRAMS / 8.4 OZ (MED)	S, M, L, XL, XXL

AGENT COMP PANT



DESIGN: These climbing pants feature a hybrid design that pairs tough Ottoman fabric on the high wear areas and a stretch panel on the back and hip regions for increased mobility. Ergonomically shaped side seams compliment leg articulation and a gusseted crotch guarantees total mobility, and cargo pockets keep topos and lunch handy. The woman's version features a feminine low-rise cut.

FEATURES: Durable and fast drying • Double layer seat and knees • Archemy stretch panel for extra mobility • Knee pleats • Ergo-shaped side seam • Two fixed flap side cargo pockets with volume pleat • External patch hand pockets • Internal hand pocket bags • Women's specific fit • Low-rise waist (women's)

CONSTRUCTION: Ottoman • Fortius

	WEIGHT	SIZES	LENGTHS
WOMEN'S	320 GRAMS / 11.29 OZ (MED)	4, 6, 8, 10, 12, 14	TALL: 8, 10, 12 ONLY
MEN'S	334 GRAMS / 11.8 OZ (MED)	28, 30, 32, 34, 36, 38	30, 32, 35

AGENT COMP LONGS



DESIGN: Cut knee length for warm days on the wall, the AGENT COMP LONGS are built tough with a double layer of Ottoman fabric on the seat and thighs. A stretch woven panel on the back and hip area enhances hip mobility, and the pleated cargo pockets provide easy storage.

FEATURES: Durable and fast drying • Double layer seat and knees • Archemy stretch panel across the butt and upper thighs • Ergo-shaped side seam • Side cargo pockets with volume pleat and fixed flap • Internal pocket bags

CONSTRUCTION: Ottoman • Fortius

	WEIGHT	SIZES
MEN'S	210 GRAMS / 7.4 OZ (MED)	28, 30, 32, 34, 36, 38

MOTIVE POLO



CHILLI PEPPER BASMATI GREEN BEAN (M) PRUSSIAN (M) HYDRANGEA (W) HONEY BUTTER (W)

DESIGN: These collared shirts offer a technical spin on casual wear. Made with a technical fabric that features a cotton knit on the outside and a dry feeling polyester inner surface, the MOTIVES wick moisture for cool comfort during work or play. The men's version has a durable woven fabric collar and snap closures on the front, while the women's includes a soft knit collar with flattering V-neck and a scalloped hem for style.

FEATURES: Moisture wicking • Tonal woven collar for added durability • Colour matched snap closures on front placket • Reinforced side vents at hem • Tonal knit collar and sleeve cuff (women's) • Chest pocket with hidden security zip • Side pocket with hidden security zip (women's) • V-neck front opening (women's) • Tonal embroidered bird logo • Flattering scalloped hem (women's)

CONSTRUCTION: Dr. Dry

	WEIGHT	SIZES
WOMEN'S	195.60 GRAMS / 6.9 OZ (MED)	XS, S, M, L, XL
MEN'S	253 GRAMS / 8.9 OZ (MED)	S, M, L, XL, XXL

MOTIVE TANK



CHILLI PEPPER BASMATI HONEY BUTTER GREEN BEAN

DESIGN: This attractive V-neck sport top is made with Dr. Dry fabric, which has a comfy cotton knit outer face and a polyester wicking fabric on the inside for moisture control during activity. Soft and breathable, the MOTIVE TANK features a built-in supportive shelf bra with brushed elastic and a low cut V-back adds feminine appeal.

FEATURES: Moisture wicking • V-neckline with a low V-back • Built in breathable shelf bra • Embroidered bird logo at left hip

CONSTRUCTION: Dr. Dry

	WEIGHT	SIZES
WOMEN'S	114.40 GRAMS / 4.02 OZ (MED)	S, M, L, XL

ALIBI PANT, CAPRI, CROPPER, LONG & SHORT



DESIGN: With their relaxed fit and gusseted crotch, these jeans-style bottoms are engineered for urban living and spontaneous late-night building sessions. Because it is often necessary to have more than one solid alibi, we offer a choice of PANT, CROPPER/CAPRI, LONG, and SHORT. The women's versions feature a sub-navel rise.

FEATURES: Cell phone pocket • Front fly with belt loops • Low-rise (women's) • Relaxed fit (men's) • One zippered thigh pocket (women's) • Two zippered thigh pockets (men's) • Two front slash pockets • Two rear pockets

CONSTRUCTION: Transitor

MEN'S PANT

WEIGHT: 452 GRAMS / 16 OZ

SIZES:	28	30	31	32	33	34	36	38
INSEAM: CM	81	76	81	76	81	89	76	81
INSEAM: IN	32	30	32	30	32	35	30	32

WOMEN'S PANT

WEIGHT: 343 GRAMS / 12.1 OZ

SIZES:	4	6	8	10	12	14
INSEAM: CM	79	79	86	79	86	79
INSEAM: IN	31	31	34	31	34	31

WOMEN'S CAPRI

WEIGHT: 319 GRAMS / 11.3 OZ

SIZES: 4, 6, 8, 10, 12, 14

MEN'S CROPPER

WEIGHT: 403 GRAMS / 14.2 OZ

SIZES: 28, 30, 32, 34, 36, 38

MEN'S LONGS

WEIGHT: 330 GRAMS / 11.6 OZ

SIZES: 28, 30, 31, 32, 33, 34, 36, 38

INSEAM: 12 INCHES / 30 CM

WOMEN'S LONGS

WEIGHT: 263 GRAMS / 9.3 OZ

SIZES: 4, 6, 8, 10, 12, 14

INSEAM: 12 INCHES / 30 CM

MEN'S SHORT

WEIGHT: 260 GRAMS / 9.8 OZ

SIZES: 28, 30, 31, 32, 33, 34, 36, 38

INSEAM: 9 INCHES / 23 CM

WOMEN'S SHORT

WEIGHT: 193 GRAMS / 6.8 OZ

SIZES: 4, 6, 8, 10, 12, 14

INSEAM: 6 INCHES / 15 CM

OPERATIVE TANK & CROSSBACK

OPERATIVE T SHORT SLEEVE

OPERATIVE T LONG SLEEVE



DESIGN: TANK: A fashionable fit for women with a plunging square cut V-neck. Double layer construction over the bust provides discreet support while flattering wide shoulders hide straps. Form fitted underarms ensure no chafing.

CROSSBACK: With its discrete longer length, comfortably supportive shelf bra and contrasting colours, this sporty top goes anywhere. Made with a cotton/lycra knit for ultra comfort, the wide shoulder straps cross at the back for support and flair.

CONSTRUCTION: 96% combed cotton, 4% spandex jersey knit

	WEIGHT	SIZES
TANK	134 GRAMS / 4.7 OZ (MED)	XS, S, M, L, XL
CROSSBACK	122.4 GRAMS / 4.3 OZ (MED)	S, M, L, XL

DESIGN: Driven as we are, even our casual T's were predestined to exhibit technical progression. Styled with tonal colour blocking and made with a stretchy plush cotton that puts mass-produced tees to shame.

CONSTRUCTION: 96% combed cotton, 4% spandex jersey knit



	WEIGHT	SIZES
WOMEN'S	133 GRAMS / 4.5 OZ (MED)	XS, S, M, L, XL
MEN'S	182.20 GRAMS / 6.3 OZ (MED)	S, M, L, XL, XXL

DESIGN: An edgy long sleeve technical T. Classic Arc'teryx tonal colour blocking and anatomic fit for definitive style.

CONSTRUCTION: 96% combed cotton, 4% spandex jersey knit

	WEIGHT	SIZES
WOMEN'S	161.80 GRAMS / 5.7 OZ (MED)	XS, S, M, L, XL
MEN'S	249 GRAMS / 8.8 OZ (MED)	S, M, L, XL, XXL

GAMUT PANT, CAPRI, LONG & SHORT



DESIGN: Tough mountain styles for both work and play. Durable cotton canvas wears exceptionally, triple needle inseams won't tear, relaxed fit provides mobility and contrasting zips add a dash of flavor. The **PANT** sports clean lines with added reinforcements, and the **SHORT** wears tough in warmer weather. The **CAPRI** sports a hip low-slung aesthetic and the **LONG** hangs looser to match the bouldering vibe.

FEATURES: Double needle main construction • Triple needle inseam construction • Front fly with belt loops • Gusseted crotch • Knee articulation (pants) • Soft chamois lined waist • Two front slash pockets • Two rear zippered security pockets • Low-rise women's specific fit • Men's relaxed fit

CONSTRUCTION: 9.14 oz cotton canvas

MEN'S PANT

WEIGHT: 609 GRAMS / 21.5 OZ

SIZES: 28 30 31 32 33 34 36 38

INSEAM: CM	81	76	81	76	81	76	81	89	76	81	89	76	81	89	89
INSEAM: IN	32	30	32	30	32	35	30	32	35	30	32	35	30	32	35

WOMEN'S PANT

WEIGHT: 536 GRAMS / 18.9 OZ

SIZES: 4 6 8 10 12 14

INSEAM: CM	79	79	86	79	86	79	86	79	86	79
INSEAM: IN	31	31	34	31	34	31	34	31	34	31

WOMEN'S CAPRI

WEIGHT: 472 GRAMS / 16.6 OZ

SIZES: 4, 6, 8, 10, 12, 14

MEN'S LONG

WEIGHT: 392 GRAMS / 13.8 OZ

SIZES: 28, 30, 31, 32, 33, 34, 36, 38

INSEAM: 12 INCHES / 30 CM

MEN'S SHORT

WEIGHT: 366 GRAMS / 12.9 OZ

SIZES: 28, 30, 31, 32, 33, 34, 36, 38

INSEAM: 8 INCHES / 20 CM

WOMEN'S SHORT

WEIGHT: 322 GRAMS / 11.4 OZ

SIZES: 4, 6, 8, 10, 12, 14

INSEAM: 8 INCHES / 20 CM

EMBROIDERED BIRD T-SHIRT

ARC'TOOLS T-SHIRT

HORIZON T-SHIRT

AC² T-SHIRT



DESIGN: An embroidered BIRD WORD LOGO adorns the left chest of this high quality cotton T-shirt.

CONSTRUCTION: 100% Cotton

	WEIGHT
WOMEN'S	114 GRAMS / 4.0 OZ (MED)
MEN'S	154 GRAMS / 5.4 OZ (MED)

	SIZES
WOMEN'S	SX, S, M, L, XL
MEN'S	S, M, L, XL, XXL



DESIGN: Displayed in icon form across the chest of this top quality T-shirt are the tools of the outdoor trade.

CONSTRUCTION: 100% Cotton

	WEIGHT
MEN'S	154 GRAMS / 5.4 OZ (MED)

	SIZES
	S, M, L, XL, XXL



DESIGN: A high quality cotton T-shirt with a stylistic Horizon design across the chest, and a BIRD WORD LOGO on the left chest.

CONSTRUCTION: 100% Cotton

	WEIGHT
MEN'S	154 GRAMS / 5.4 OZ (MED)

	SIZES
	S, M, L, XL, XXL



DESIGN: This high quality T-shirt features the AC² Logo with "Advanced Composite Construction" words on the back and a BIRD WORD LOGO on the left chest.

CONSTRUCTION: 100% Cotton

	WEIGHT
MEN'S	154 GRAMS / 5.4 OZ (MED)

	SIZES
	S, M, L, XL, XXL

BIG A T-SHIRT



DESIGN: The all-encompassing “A” logo is presented upon the back of this high quality T-Shirts, and the left chest has a BIRD WORD LOGO, eh.

CONSTRUCTION: 100% Cotton

	WEIGHT	SIZES
WOMEN'S	114 GRAMS / 4.0 OZ (MED)	XS, S, M, L, XL
MEN'S	154 GRAMS / 5.4 OZ (MED)	S, M, L, XL, XXL

OUTLINE LOGO T SHORT SLEEVE



DESIGN: The Men's version of these fitted T's has an outlined BIRD WORD LOGO on the back and a BIRD LOGO on the left chest. The Woman's T features an outlined WORD LOGO across the chest and a BIRD LOGO in the centre of the lumbar region.

CONSTRUCTION: 100% Cotton

	WEIGHT	SIZES
WOMEN'S	114 GRAMS / 4.0 OZ (MED)	XS, S, M, L, XL
MEN'S	154 GRAMS / 5.4 OZ (MED)	S, M, L, XL, XXL

ACCESSORIES



LT. DAN CAP



EMBROIDERED BIRD CAP



EMBROIDERED BIRD/WORD CAP



CROSHÉ BEANIE



BIRD LIDS

Top quality ARC'TERYX - LOGO coverage for your noodle. The CROSHÉ BEANIE is a breathable 100% cotton weave, our LT. DAN CAP has a FlexFit® closure, and the CAPS offer a fully adjustable fit.

ACCOMPLICE JACKET



DESIGN: A comfortable piece designed for layering or stand alone use. Super-durable Polartec® Wind Pro® with Hardface® Technology has greater outerwear performance than traditional fleece without sacrificing breathability, versatility or comfort, and still offers a soft fleece interior for comfort. A DWR treated exterior gives additional weather protection.

FEATURES: Full front zip • Hip length • Two hand pockets with laminated zips

CONSTRUCTION: Polartec® Wind Pro® with Hardface® Technology

	WEIGHT	SIZES
WOMEN'S	323 GRAMS / 11.4 OZ (MED)	XS, S, M, L
MEN'S	409.4 GRAMS / 14.4 OZ (MED)	S, M, L, XL

FUGITIVE HOODY



DESIGN: This hoody combines technical fabric with alpine focused innovative look. Polartec® Wind Pro® with Hardface® Technology fleece provides warmth, weather protection and notable durability. It's appeal that differentiates with a trim hip-length fit, low-bulk collar and luxurious hood.

FEATURES: Full front zip with chin guard • One internal pocket with zip • Hip length • SCUBA HOOD • Two hand pockets with laminated zips

CONSTRUCTION: Polartec® Wind Pro® with Hardface® Technology

	WEIGHT	SIZES
WOMEN'S	380 GRAMS / 13.4 OZ (MED)	XS, S, M, L
MEN'S	425.8 GRAMS / 15.02 OZ (MED)	S, M, L, XL

EMISSARY HOODY



DESIGN: A casually styled hoody that is perfect for cool days in any mountain village. Made with fine Mountain Merino Ponte Wool, this hoody features a kangaroo pocket with a hidden stash pocket. Both the Men's and Women's versions have our SCUBA HOOD, with the Ladies receiving an exaggerated cross-neck and more sculpted figure.

FEATURES: Cross neck • Embroidered BIRD LOGO • Kangaroo pocket • One laminated security stash pocket • SCUBA HOOD

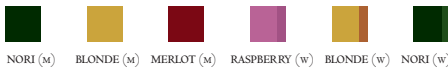
CONSTRUCTION: Fine Mountain Merino Ponte

	WEIGHT	SIZES
WOMEN'S	525 GRAMS / 18.5 OZ (MED)	XS, S, M, L, XL
MEN'S	648 GRAMS / 22.9 OZ (MED)	S, M, L, XL, XXL

REGENT CARDIGAN

GOTHIC CARDIGAN

GOTHIC HOODY



DESIGN: A casual wool sweater with a reverse coil front zip. Featuring a beautiful new double faced knit wool fabric, with a tweed-like contrast interior.

FEATURES: Reverse coil front zip • Stretch-woven lined collar
• Two internal mesh pockets • Two zippered hand pockets
• Reverse face detail (women's)

CONSTRUCTION: Montemurlo Italian wool

	WEIGHT	SIZES
WOMEN'S	496 GRAMS / 17.5 OZ (MED)	XS, S, M, L, XL
MEN'S	600 GRAMS / 21.2 OZ (MED)	S, M, L, XL, XXL



DESIGN: With a fine Italian wool laminated to microfleece lining, this sweater is a timeless alternative for bundling up against the cold. Fleece interior stays soft and imported wool warms up the soul in damp, dreary and dark weather.

FEATURES: Full front zipper with interior wind flap • Non-itch wool laminated to soft microfleece lining • Two zippered hand pockets • High collar

CONSTRUCTION: Exclusive non-itch Italian wool laminated to soft microfleece lining

	WEIGHT	SIZES
WOMEN'S	649 GRAMS / 22.9 OZ (MED)	XS, S, M, L
MEN'S	785 GRAMS / 27.7 OZ (MED)	S, M, L, XL, XXL



DESIGN: This cozy hoody defines pure luxury. Itchless wool keeps you warm, internal fleece softens, and pockets keep hands snug. An elegant, everyday style with a hood that keeps the core stoked on cold mountain nights.

FEATURES: Casual cut • Full front zip • Full gothic style hood
• Non-itch wool laminated to soft microfleece lining • Two zippered hand pockets

CONSTRUCTION: Exclusive non-itch Italian wool laminated to soft microfleece lining

	WEIGHT	SIZES
UNISEX	836 GRAMS / 29.5 OZ (MED)	XS, S, M, L, XL

COVERT HOODY

COVERT COLLAR ZIP



DESIGN: Made with wool-textured Polartec® Thermal Pro® sweater knit, this design presents a stylish hooded sweater look with traditional Polartec® performance. The cut is casual, the fabric stays cozy and the hood provides solace from the weather outside.

FEATURES: Breathable and quick-drying • Full front zip • SCUBA HOOD • No-lift gusseted underarms • One laminated sleeve pocket with laminated zip • Two hand pockets with laminated zips and pocket facings

CONSTRUCTION: Polartec® Thermal Pro® sweater knit

	WEIGHT	SIZES
WOMEN'S	422 GRAMS / 14.9 OZ (MED)	XS, S, M, L, XL
MEN'S	508 GRAMS / 17.9 OZ (MED)	S, M, L, XL, XXL



DESIGN: This tweak on traditional fleece adds textured subtlety to the mountain style landscape. This fabric breathes, dries and layers like expected, but presents a distinct woolly face for those who crave a taste of originality.

FEATURES: Breathable and quick-drying • Collar zip • No-lift gusseted underarms • One laminated sleeve pocket with laminated zip • Men's and Women's specific fits

CONSTRUCTION: Polartec® Thermal Pro® sweater knit

	WEIGHT	SIZES
WOMEN'S	329 GRAMS / 11.6 OZ (MED)	XS, S, M, L, XL
MEN'S	446 GRAMS / 15.7 OZ (MED)	S, M, L, XL, XXL

COVERT CREW



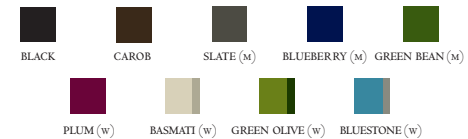
DESIGN: Distinct texture and classic style give this sweater casual versatility. Breathable and quick-to-dry, the woolly fleece was bred to balance casual and active environs. Pullover style and a laminated pocket add heightened flair.

FEATURES: Breathable and quick-drying • Crew neck • No-lift gusseted underarms • Laminated sleeve pocket with laminated zip

CONSTRUCTION: Polartec® Thermal Pro® sweater knit

MEN'S	WEIGHT	SIZES
	440 GRAMS / 15.7 OZ (MED)	S, M, L, XL, XXL

COVERT CARDIGAN



DESIGN: Wool texture, cashmere hand and fleece function are combined beautifully in this everyday companion. The style is right for mountain free-ranging or urban hanging.

FEATURES: Breathable and quick-drying • Full front zip • Gusseted underarms • One laminated sleeve pocket with laminated zip • Two hand pockets with laminated zips

CONSTRUCTION: Polartec® Thermal Pro® sweater knit

WOMEN'S MEN'S	WEIGHT	SIZES
	369 GRAMS / 13 OZ (MED) 497 GRAMS / 17.5 OZ (MED)	XS, S, M, L, XL S, M, L, XL, XXL





The natural beauty of the backcountry is a powerful motivator, irresistibly luring one deeper into the wilderness on extended adventures. Our comprehensive three-season TRAVERSE collection is designed for backcountry versatility, utilizing a broad range of technical fabrics, construction methods, and athletic patterning. Our breathable ENDORPHIN series is aimed at high-octane training and aerobic pursuits, combining air-permeability with fast-forward mobility. For week-long comfort and Trans-Rockies durability our TRAIL garments feature laminated construction, flatlocked seams, and lightweight synthetic textiles that dry fast and pack small.

Endorphin



The ENDORPHIN series, with its maximized breathability and mobility characteristics, is designed for strenuous aerobic activities. We have harnessed the wicking and evaporative power of advanced textiles and incorporated them into athletically patterned training garments, perfectly targeting an athlete's comfort and performance zones.

AURA TANK



BLACK



PEARL



MARTINIQUE

DESIGN: This sleek and sporty top features a Sweetheart V-neck and a T-back with thin straps for increased mobility. Breathable and durable Melodie fabric wraps the torso for comfort and a brushed elastic shelf bra provides excellent support during activity.

FEATURES: Supportive and durable • Breathable shelf bra with wide brushed elastic • Scooped hem • Shorter length • Sweetheart V-neck shaping • T-back with thin straps • Reflective BIRD LOGO at the T-back

CONSTRUCTION: Melodie

WOMEN'S	WEIGHT	SIZES
	120 GRAMS / 4.2 OZ (MED)	S, M, L, XL

AURA PANT



BLACK

DESIGN: Designed for active women, these minimalist softshell pants are made with Fortius® lightweight fabric for superb breathability, weather repellency and long-lasting pill resistance. Highly versatile, the low-rise AURA PANT is ideal for hiking, climbing, and fast-packing.

FEATURES: Double needled construction • Drawcord-ready exit in hem • Laminated hem • One rear zippered security pocket with laminated zip • Soft chamois lined waist • Invisible side zip with button closure • Flat front with sub-naval rise and contoured waist band

CONSTRUCTION: Fortius

WOMEN'S	WEIGHT	SIZES
	226 GRAMS / 8.0 OZ (MED)	4, 6, 8, 10, 12

VELOX CREW



DESIGN: Created for all-out training efforts that push your threshold, the VELOX CREW is a whisper-light polyester top that has extraordinary breathability properties. Well placed flat-locked seams, heat transfer labels, and gender specific athletic patterns reduce chaffing on the trail.

FEATURES: Highly breathable • Crew neck (men's) • V-neck (women's) • Athletic fit • Flat-locked seams • Heat transfer label at interior neck line • Reflective chest logo • Lightweight with excellent weight to durability ratio • Scalloped hem

CONSTRUCTION: Libro

	WEIGHT	SIZES
WOMEN'S	70 GRAMS / 2,5 OZ (MED)	XS, S, M, L, XL
MEN'S	100 GRAMS / 3,5 OZ (MED)	S, M, L, XL, XXL

VELOX SHORT



DESIGN: With mechanical stretch, mesh side panels for venting and a lightweight wicking liner, this airy short is designed for hours of comfortable training. Clever patterning creates a seamless inner thigh to reduce chaffing, and our laminated hemline and drawcord exits further enhance comfort during runs.

FEATURES: Mechanical stretch • Polyester knit mesh panels • Lightweight wicking mechanical stretch inner lining • Seamless inner thigh • Brushed elastic waistband with internal draw cord with laminated exits • Internal pocket for essentials • Laminated contour hemline • Reflective logo on front thigh • Bonded reflective stripe on back

CONSTRUCTION: Circuit

	WEIGHT	SIZES
WOMEN'S	105 GRAMS / 3,7 OZ (MED)	XS, S, M, L, XL
MEN'S	109 GRAMS / 3,8 OZ (MED)	S, M, L, XL, XXL

ACCELERO PULLOVER



DESIGN: This trim pullover is ideal as a stand alone piece or as a lightweight layer on cold morning runs. Our strategically placed seams and underarm gussets increase range of motion and reduce chaffing for maximum comfort. Constructed with Dry Web fabric, a highly breathable double-weave polyester that has built-in mechanical stretch and bamboo charcoal on the inner layer for moisture and odour control.

FEATURES: Highly breathable mechanical stretch polyester double-weave with bamboo charcoal next to skin layer • Non-locking $\frac{3}{4}$ front zip • Strategically placed seams • No-lift gusseted underarm • Laminated side pocket with zip • Smooth non-cumbersome stretch woven cuffs • Laminated stretch-woven hem • Reflective chest logo • Reflective tonal piping

CONSTRUCTION: Dry Web

	WEIGHT	SIZES
WOMEN'S	198 GRAMS / 7.1 OZ (MED)	XS, S, M, L, XL
MEN'S	241 GRAMS / 8.5 OZ (MED)	S, M, L, XL, XXL

VELOX JACKET



ELECTRIC BLUE LIGHT MAROON SHAMROCK DARK ZINC

DESIGN: Matching a Lite Stretch Ripstop WINDSTOPPER® front with super-breathable Tweave® makes this garment an ideal track or trail piece. Featuring a lower back stow pocket, laminated die-cut Velcro® cuffs and a standup collar.

FEATURES: DWR finish • Full front zip with interior windflap • Laminated die-cut Velcro® cuffs • Laminated hem drawcord • No-lift gusseted underarms • One chest pocket with laminated zip (men's) • One hand pocket with laminated zip (women's) • One lower back stow pocket • Soft brushed lined collar • Standup collar • Waist length

CONSTRUCTION: Tweave® Durastretch® lightweight • Lite Stretch Ripstop WINDSTOPPER®

	WEIGHT	SIZES
WOMEN'S	300 GRAMS / 10.6 OZ (MED)	XS, S, M, L
MEN'S	332 GRAMS / 11.7 OZ (MED)	S, M, L, XL

VELOX PANT



BLACK
DARK ZINC (M)
LIGHT MAROON (W)

DESIGN: An ideal pant designed for fast and focused winter activities. A WINDSTOPPER® front forms a shield against weather, while a Tweave® back provides mobility and breathability. Slit pocket, snap front and lower leg zip.

FEATURES: DWR finish • Gusseted crotch • One small slit pocket with laminated zip • Snap front closure with elasticized side waist • Soft brushed back lining • Lower leg zips with windflaps

CONSTRUCTION: Tweave® Durastretch® lightweight • Lite Stretch Ripstop WINDSTOPPER®

	WEIGHT	SIZES
WOMEN'S	256 GRAMS / 9 OZ (MED)	XS, S, M, L
MEN'S	285 GRAMS / 10.1 OZ (MED)	S, M, L, XL



Moving light and fast, our TRAIL collection is made for life in the backcountry. Ideal for day hikes or week-long backpacking and paddling trips, these packable garments feature advanced synthetic materials that are breathable, lightweight, durable, and quick drying. Constructed with flat-locked seams, athletic patterning, and built-in stretch, our TRAIL lineup is built for enduring comfort and performance.

ETHER CREW SHORT SLEEVE



DESIGN: Whisper light and silky on the skin, this fast-drying athletic short sleeve crew is made for hard training. The durable single-knit Italian fabric wicks exceptionally well and won't pill.

FEATURES: Flatlocked construction • Sublimated LOGO for a no-feel hand • Trim, athletic fit • Heat transfer label to reduce bulk and chafing at neck line

CONSTRUCTION: Vital

	WEIGHT	SIZES
WOMEN'S	73 GRAMS / 2.6 OZ (MED)	XS, S, M, L
MEN'S	105 GRAMS / 3.7 OZ (MED)	S, M, L, XL

ETHER CREW LONG SLEEVE



DESIGN: A quick-drying top, the ETHER CREW is constructed with a super light Italian single knit with wicking treatment. A buttery and silky soft crew, it's both durable and pill resistant.

FEATURES: Flatlocked construction • Sublimated LOGO for a no-feel hand • Trim, athletic fit • Heat transfer label to reduce bulk and chafing at neck line

CONSTRUCTION: Vital

	WEIGHT	SIZES
WOMEN'S	96 GRAMS / 3.4 OZ (MED)	XS, S, M, L
MEN'S	132 GRAMS / 4.6 OZ (MED)	S, M, L, XL

PALISADE PANT, CAPRI, CROPPER & SHORT



DESIGN: Our PALISADE series of bottoms is particularly well-suited to rugged backcountry explorations. Constructed with quick-drying TerraTex stretch fabric, these lightweight and breathable pieces feature laminated construction and soft chamois lined waists for hours of on-trail comfort.

FEATURES: Adjustable nylon cinch belt • Gusseted crotch • Laminated front fly • Laminated hem • Low rise women's fit (women's) • Soft chamois lined waist

PANT: Drawcord ready exit in hem • Two vertical front pockets (men's) • Two thigh pockets with laminated zips (men's) • One rear wallet pocket (men's) • Two thigh pockets with two laminated zip security pockets (women's)

CAPRI: One front security pocket with laminated zip • Two rear security pockets with laminated zips

CROPPERS: One rear pocket with laminated zip. Two front vertical pockets with laminated zips. Two thigh pockets

SHORT: Two vertical front pockets (men's) • Two thigh pockets with laminated zips (men's) • One rear wallet pocket (men's) • Two thigh pockets with one laminated zip security pocket (women's)

CONSTRUCTION: TerraTex™

MEN'S PANT

WEIGHT: 295 GRAMS / 10.4 OZ
SIZES: 30, 31, 32, 33, 34, 36, 38, 40
LENGTHS: SHORT, REGULAR, TALL

WOMEN'S PANT

WEIGHT: 246 GRAMS / 8.7 OZ
SIZES: 2, 4, 6, 8, 10, 12, 14
LENGTHS: REGULAR, TALL
(2-GREYSTONE ONLY)

WOMEN'S CAPRI

WEIGHT: 191 GRAMS / 7 OZ
SIZES: 2, 4, 6, 8, 10, 12, 14
INSEAM: 19 INCHES / 48.2 CM

MEN'S CROPPERS

WEIGHT: 256 GRAMS / 9.0 OZ
SIZES: 30, 32, 34, 46, 38
INSEAM: 19 INCHES / 48.2 CM

MEN'S SHORT

WEIGHT: 188 GRAMS / 6.6 OZ
SIZES: 30, 31, 32, 33, 34, 36, 38
INSEAM: 9 INCHES / 23 CM (MED)

WOMEN'S SHORT

WEIGHT: 158 GRAMS / 5.6 OZ
SIZES: 2, 4, 6, 8, 10, 12, 14
INSEAM: 8 INCHES / 20 CM (MED)
(2-GREYSTONE AND TERRACOTTA ONLY)

BLAZE ZIP SHORT SLEEVE



DESIGN: This short sleeve clean styling T is designed to keep things cool while running or riding down the trail. Soft Breezon fabric wicks moisture, flatlock seams won't chafe skin, a chest zip adds extra venting and the collar helps protect against the sun.

FEATURES: Clear gel LOGOS • Chest zip • Flatlocked seams • Heat transfer collar label • Hem vent details (women's) • Lightweight and durable poly knit • Trim athletic fit

CONSTRUCTION: Breezon™

	WEIGHT	SIZES
WOMEN'S	101 GRAMS / 3.6 OZ (MED)	XS, S, M, L
MEN'S	140 GRAMS / 4.9 OZ (MED)	S, M, L, XL

BLAZE CREW SHORT SLEEVE



DESIGN: A high technology short sleeve softened by flatlocked seams and a soothing next-to skin feel. The Breezon fabric readily dissipates sweat and the clean design takes on any aerobic pursuit. A heat transfer label ensures no itch or bulk at the collar.

FEATURES: Clear gel LOGO at front hem and sleeve hem • Crew style • Flatlocked seams • Heat transfer label • Hem vent details (women's) • Lightweight and durable poly knit • Trim athletic fit

CONSTRUCTION: Breezon™

	WEIGHT	SIZES
WOMEN'S	96 GRAMS / 3.4 OZ (MED)	XS, S, M, L
MEN'S	131 GRAMS / 4.6 OZ (MED)	S, M, L, XL

BLAZE TANK



DESIGN: A great looking tank in an efficient wicking fabric designed to keep you cool and dry during your summer pursuits. The contrast neckline and arm holes add flair to an already stylish top.

FEATURES: Athletic fit • Clear gel LOGOS • Contour hemline • Flatlocked seams • Heat transfer label at interior neck line • Heightened collar for neck protection • Lightweight and durable

CONSTRUCTION: Breezon™

	WEIGHT	SIZES
WOMEN'S	83 GRAMS / 2.9 OZ (MED)	XS, S, M, L, XL

BLAZE COMP SHIRT



DESIGN: This ultra modern long sleeve T will take you climbing, biking and cool weather running. Constructed from two distinct fabrics—the main body has a soothing next-to-skin feel while the outer arms and shoulders have a tough, cool textile. The Women's has unique square neckline while Men's has an overlapped crew neck.

FEATURES: Composite fabrics—lightweight and durable • Clear gel logos • Heat transfer collar label • Trim athletic fit • Overlap crew collar (men's) • Square collar design (women's)

CONSTRUCTION: Breezon™ • Enduraflex

	WEIGHT	SIZES
WOMEN'S	145 GRAMS / 5.1 OZ (MED)	XS, S, M, L
MEN'S	189 GRAMS / 6.7 OZ (MED)	S, M, L, XL

ACCESS SHORT



DESIGN: This surf inspired lightweight short is breathable and quick drying, and the two-way stretch material ensures mobility and comfort in warm weather.

FEATURES: Belt management system • Double needle construction • Elastic waist with nylon cinch belt • Flyless design for super clean front • Two thigh pockets with laminated zips

CONSTRUCTION: TerraTex™

	WEIGHT	SIZES
MEN'S	180 GRAMS / 6.3 OZ (MED) INSEAM: 9 INCHES / 23 CM (MED)	S, M, L, XL

SQUAMISH WINDSHELL



DESIGN: This ultra-light and compressible windshell hides in the pack unnoticed, but comes out to save the day when the wind starts howling. Mechanical stretch adds to mobility, mini ripstop boosts durability, and a stow pocket with an attachment point allows it to be clipped to a harness while climbing.


FEATURES: Full seat coverage • Helmet compatible STORM HOOD • Laminated die-cut Velcro® cuffs • Lightweight and compressible • One chest/stow pocket with attachment point • Soft hood brim • 3/4 length front zip

CONSTRUCTION: Gossamera

	WEIGHT	SIZES
WOMEN'S	133 GRAMS / 4.7 OZ (MED)	XS, S, M, L, XK
MEN'S	149 GRAMS / 5.2 OZ (MED)	S, M, L, XL, XXL



ASCENT



Movement and protection are the keys to success in the alpine, and it is upon this foundation that we design our ASCENT garments. With ARC'TERYX precision we define categories—HARDSHELL, INSULATED HARDSHELL, SOFTSHELL, HYBRID, and INSULATION—and refine each layer to work as a stand-alone piece or as part of an integrated layering system. Our GORE-TEX® HARDSHELLS feature GORE-TEX® XCR® and GORE-TEX® PACLITE® textiles, WATER TIGHT zips, and helmet compatible hoods for complete storm protection. The SOFTSHELL category offers increased breathability and freedom of movement, and our INSULATION pieces provide low-bulk warmth and efficient moisture management with advanced synthetic materials. All ASCENT garments are patterned for athletic upward movement, utilizing ample articulation and generous gussets for unrestricted mobility. Our high-performance ASCENT lineup is engineered to survive the harsh abuse of the climbing world, and features a host of technical innovations that are unmatched in the outdoor world.

Gore-tex® PacLite®



Our lightest, most packable shells use GORE-TEX® PACLITE® to shave weight without sacrificing wet weather performance. Speed focused minimalists appreciate the space saving compressibility of these breathable garments, as well as the proven durability and water-shedding properties of GORE-TEX® fabrics.



ALPHA SL JACKET

ALPHA SL PANT



DESIGN: Our lightest shell takes a straightforward approach to alpinism. Full storm protection in a minimalist design provides just the right defense against hostile storms. Built with weight-shaving GORE-TEX® PaCLITE® and no excess.

FEATURES: Helmet compatible STORM HOOD • Hip length • Laminated die-cut Velcro® cuffs • Laminated hem drawcord • Laminated quick-dry chin guard • Micro seam allowances (1.6 mm/1/16") • Molded ZIPPER GARAGES • No-lift gusseted underarms with laminated pit zips • One hand pull cords • One chest pocket • WATER TIGHT front, pit and pocket zips

CONSTRUCTION: 290NR 2-layer GORE-TEX® PaCLITE®

	WEIGHT	SIZES
WOMEN'S	320 GRAMS / 11.3 OZ (MED)	XS, S, M, L
MEN'S	347 GRAMS / 12.2 OZ (MED)	S, M, L, XL



DESIGN: The ALPHA SL PANT guarantees featherweight protection for alpine purists that seek perfect simplicity. This lightweight all-weather pant can pack up small to hide in your pack —then save the day when things get nasty.

FEATURES: Adjustable cuff shock cord • Gusseted crotch • Molded ZIPPER GARAGES • Pull-on style, tapered legs for minimum bulk • Reversible fly (men's) • Reinforced instep patches • Side zips stop short of harness/hipbelt area • Waist drawcord • WATER TIGHT 3/4 leg zips

CONSTRUCTION: 290NR 2 layer GORE-TEX® PaCLITE®

	WEIGHT	SIZES
WOMEN'S	232 GRAMS / 8.2 OZ (MED)	XS, S, M, L, XL REG, TALL (T-BLACK ONLY)
MEN'S	246 GRAMS / 8.7 OZ (MED)	S, M, L, XL, XXL REGULAR, TALL

BETA SL JACKET



DESIGN: An excellent lightweight all around jacket for extended wear with a stowable hood. A GORE-TEX® PaCLITE® body minimizes weight and GORE-TEX® XCR® reinforced shoulders and elbows give extra durability and protection where it's needed.

FEATURES: Helmet compatible Stow Hood • Hip length • Laminated die-cut Velcro® cuffs
• Laminated quick-dry chin guard • Laminated hem drawcord • Molded ZIPPER GARAGES
• No-lift gusseted underarms with laminated pit zips • One hand pull cords • Reinforced shoulders and elbows with 3-layer GORE-TEX® XCR® • Two hand pockets with laminated zips
• WATER TIGHT front, pit and pocket zips

CONSTRUCTION: 290NR 2-layer GORE-TEX® PaCLITE® • 530N 3-layer GORE-TEX® XCR®

	WEIGHT	SIZES
WOMEN'S	395 GRAMS / 14 OZ (MED)	XS, S, M, L
MEN'S	432 GRAMS / 15 OZ (MED)	S, M, L, XL

THETA SL JACKET



BLACK



TANGELO



TAUPE (M)



PLUM (W)

DESIGN: The THETA SL maintains microclimate comfort in weather that ranges from mildly wet to cold and nasty. A longer cut shell with a high-volume hood and a light GORE-TEX® PaCLITE®/XCR® fabric combo make it fully protective but light and easy to pack.

FEATURES: Helmet compatible DROP HOOD • Laminated die-cut Velcro® cuffs • Laminated quick-dry chin guard • Laminated waist and hem drawcord • Micro seam allowances (1.6mm / 1/16") • Molded ZIPPER GARAGES • No-lift gusseted underarms with laminated pit zips • One hand pull cords • Past hip length • Reinforced shoulders and elbows • Two hand pockets with laminated zips • WATER TIGHT front, pit and pocket zips

CONSTRUCTION: 290NR 2-layer GORE-TEX® PaCLITE® • 530N 3-layer GORE-TEX® XCR®

	WEIGHT	SIZES
WOMEN'S	382 GRAMS / 13.5 OZ (MED)	XS, S, M, L, XL
MEN'S	410 GRAMS / 14.5 OZ (MED)	S, M, L, XL, XXL



Gore-tex® XCR®



We have designed our toughest HARDSHELLS for demanding users who venture into the alpine. Utilizing 3-layer GORE-TEX® XCR®, these shells create a rugged weatherproof barrier that maintains internal comfort via protection and breathability. Athletic patterning is combined with technical innovations such as TINY TAPE™, Vislon WATER TIGHT zippers, laminated construction, and micro-seam allowances to produce lighter and better fitting outerwear with less bulk. Our GORE-TEX® XCR® HARDSHELLS continually prove their mettle on ice pillars, mountaineering expeditions, and backcountry ski tours.



ALPHA LT JACKET



BLACK



AZUL



MANDARIN

DESIGN: A fusion of light and tough, the pared-down ALPHA LT measures up for fast-focused alpinism. A tough Vislon™ WATER TIGHT front zip and 3-layer GORE-TEX® XCR® add strength and enhance performance without extra bulk.

FEATURES: Helmet compatible STORM HOOD • Hip length, drop back hem • Laminated die-cut Velcro® cuffs • Laminated hem drawcord • Laminated quick-dry chin guard • Micro seam allowances (1/16 IN./1.6 MM) • Molded ZIPPER GARAGES • No-lift gusseted underarms with laminated pit zips • One hand pull cords • Reinforced shoulders and elbows • TINY GORE® seam tape (1/2 IN./13 MM) • Two chest pockets with laminated zips • One internal chest pocket • WATER TIGHT pit and pocket zips • WATER TIGHT Vislon™ front zip

CONSTRUCTION: 390NR 3-layer GORE-TEX® XCR® • 530N 3-layer GORE-TEX® XCR®

	WEIGHT	SIZES
WOMEN'S	452 GRAMS / 15.9 OZ (MED)	XS, S, M, L
MEN'S	495 GRAMS / 17.5 OZ (MED)	S, M, L, XL

ALPHA LT PANT



BLACK



CINDER

DESIGN: A featherweight design with waterproof simplicity and a pure alpine focus. GORE-TEX® XCR® performs at the highest level and full-length separating Vislon™ WATER TIGHT side zips allow quick transitions.

FEATURES: Adjustable cuff shock cords • Adjustable nylon belt • Full-length separating Vislon WATER TIGHT side zips with internal zipper guard • Gusseted crotch • Keprotec instep patches • Removable suspenders • Waist pant • Front fly (men's)

CONSTRUCTION: 420NR 3-layer GORE-TEX® XCR® • Schoeller® Keprotec™

	WEIGHT	SIZES
WOMEN'S	425 GRAMS / 16.7 OZ (MED)	XS, S, M, L
MEN'S	485 GRAMS / 17 OZ (MED)	S, M, L, XL, XXL (REG., TALL) M'S XXL- BLACK ONLY W'S XL- BLACK ONLY

ALPHA SV JACKET



BLACK MANDARIN AZUL (M) FORMULA ONE (M) WASABI (W) CAESER (W)

DESIGN: Our most serious mountain shell, the ALPHA SV is designed specifically for severe weather days. TINY TAPE, a helmet compatible hood and a side-cinching drawcord minimize weight and bulk. Made tougher with reinforced arms and a smooth sliding Vislon™ WATER TIGHT front zip.

FEATURES: Patterned for unrivaled hardshell mobility • Die-cut Velcro® cuffs • Laminated DRY CUFFS™ • Laminated quick-dry chin guard • Laminated waist and hem • Helmet compatible STORM HOOD • Hip length • Micro seam allowances (1/16 IN./1.6 MM) • One hand pull cords • One sleeve pocket with laminated zip • Molded ZIPPER GARAGES™ • TINY GORE® seam tape (1/2 IN./13MM) • Two high volume chest pockets with laminated zips • Two internal chest pockets • WATER TIGHT front, pit and pocket zips

CONSTRUCTION: 420NR 3-layer GORE-TEX® XCR® • 530N 3-layer GORE-TEX® XCR®

	WEIGHT	SIZES
WOMEN'S	521 GRAMS / 19 OZ (MED)	XS, S, M, L
MEN'S	595 GRAMS / 21 OZ (MED)	S, M, L, XL

ALPHA SV BIB



BLACK

CINDER

DESIGN: The SV BIB is the prototypical ascent tool for unabashed all-weather alpinists. It features a pleated full-frontal bib design, front pockets, and pack-friendly 3/4-length WATER TIGHT side zips.

FEATURES: Adjustable cuff shock cord • Articulated knee and seat • High-cut bib • Keprotec instep patches • Laminated waist drawcord • Molded ZIPPER GARAGES • One internal pocket • Quick adjust suspenders • Reinforced lower leg with 3/4 leg zips • Side zips are free of flaps, stop short of harness/hipbelt area • Two pleated bib pockets • WATER TIGHT through-the-crotch and 3/4 leg zips

CONSTRUCTION: 420NR 3-layer GORE-TEX® XCR® • 530N 3-layer GORE-TEX® XCR® • Schoeller® Keprotec™

	WEIGHT	SIZES
WOMEN'S	595 GRAMS / 21 OZ (MED)	XS, S, M, L
MEN'S	652 GRAMS / 23 OZ (MED)	S, M, L, XL (REG., TALL)

BETA AR JACKET

BETA AR PANT



DESIGN: Born for the challenges of the alpine, this shorter cut GORE-TEX® XCR® shell makes a strong statement of performance. It blends durability in a compact and lightweight design. Helmet compatible DROP HOOD, reinforced elbows and top-stitchless wear areas add an extra layer of technical refinement.

FEATURES: Helmet compatible DROP HOOD • Hip length, drop back hem • Laminated hem drawcord • Laminated die-cut Velcro® cuffs • Laminated quick-dry chin guard • Micro seam allowances (1/16 IN./1.6 MM) • Molded ZIPPER GARAGES • No-lift gusseted underarms with laminated pit zips • One hand pull cords • One internal chest pocket • Reinforced shoulders and elbows • Tiny GORE® seam tape (1/2 IN./13 MM) • Two hand pockets with laminated zips • WATER TIGHT front, pit and pocket zips

CONSTRUCTION: 420NR 3-layer GORE-TEX® XCR® • 530N 3-layer GORE-TEX® XCR®

	WEIGHT	SIZES
WOMEN'S	495 GRAMS / 17 OZ (MED)	XS, S, M, L, XL
MEN'S	540 GRAMS / 19 OZ (MED)	S, M, L, XL, XXL



DESIGN: This compact utilitarian four-season pant protects when faced with mountain adversity. Tough instep patches, full front fly and harness-and-hipbelt-friendly side zips make rough bouts of alpinism easier in any weather.

FEATURES: Adjustable cuff shock cord • Adjustable nylon belt • Gusseted crotch • Keprotec instep patches • Molded ZIPPER GARAGES • One hip stash pocket • Side zips stop short of harness/hipbelt area • Waist pant with front fly • WATER TIGHT 3/4 leg and front fly zips

CONSTRUCTION: 420NR 3-layer GORE-TEX® XCR® • 530N 3-layer GORE-TEX® XCR® • Schoeller® Keprotec™

	WEIGHT	SIZES
WOMEN'S	504 GRAMS / 17.8 OZ (MED)	XS, S, M, L
MEN'S	526 GRAMS / 18.6 OZ (MED)	S, M, L, XL, XXL (REG., TALL) M'S XXL SHORT & TALL - BLACK ONLY, W'S XL - BLACK ONLY

THETA AR JACKET



DESIGN: Long trusted for any alpine encounter, the utility of our best selling jacket is magnified with TINY TAPE seam tape, a helmet-ready DROP HOOD and top-stitchless exterior wear areas. A roomy internal profile and longer cut deliver appreciated comfort in the backcountry.

FEATURES: Helmet compatible DROP HOOD™ • Laminated die-cut Velcro® cuffs with elastic • Laminated quick-dry chin guard • Laminated waist and hem drawcord • Micro seam allowances (1/16 IN./1.6 MM) • Molded ZIPPER GARAGES • No-lift gusseted underarms with laminated pit zips • One chest pocket with laminated zip • One hand pull cords • Below hip length, drop back hem • Reinforced shoulders, elbows, hips, and sleeves • Tiny GORE® seam tape (1/2 IN./13 MM) • Two hand pockets with laminated zips • WATER TIGHT front, pit and pocket zips

CONSTRUCTION: 420NR 3-layer GORE-TEX® XCR® • 530N 3-layer GORE-TEX® XCR®

	WEIGHT	SIZES
WOMEN'S	582 GRAMS / 20 OZ (MED)	XS, S, M, L
MEN'S	645 GRAMS / 23 OZ (MED)	S, M, L, XL, XXL

XXL - BLACK, CAESAR & BASALT ONLY

THETA LT PANT



DESIGN: From backcountry slogs to remote bowls, the full coverage and light weight of the THETA LT PANT makes it the ideal touring pant. 3/4-length WATER TIGHT zips allow easy venting, and powder cuffs keep out the white stuff on ambitious traverses.

FEATURES: Adjustable cuff shock cords • Elasticized waist • Keprotec instep patches • Low-cut bib with front fly • Laminated powder cuffs • Molded ZIPPER GARAGES • One hip stash pocket • Optional through-the-crotch zip • Quick adjust suspenders • Reinforced knee and seat • Side zips are free of flaps and stop short of harness/hipbelt area • WATER TIGHT 3/4 leg and front fly zips

CONSTRUCTION: 420NR 3-layer GORE-TEX® XCR® • 530N 3-layer GORE-TEX® XCR® • Schoeller® Keprotec™

	WEIGHT	SIZES
WOMEN'S	591 GRAMS / 21 OZ (MED)	XS, S, M, L
MEN'S	643 GRAMS / 23 OZ (MED)	S, M, L, XL (REG., TALL)

THETA SK PANT



BLACK



CINDER

DESIGN: Our high backed technical snowsports pant keeps gravity hounds happy. Tough materials survive extended winter seasons, and a stretch panel adds mobility when putting in the bootpack, dropping a knee or questing for face shots.

FEATURES: Adjustable cuff shock cord • Adjustable waist belt • Gusseted crotch • Keoprotec instep patches • Laminated powder cuffs • Large cuff diameter for alpine ski boots • Low-cut bib with front fly • Molded ZIPPER GARAGES • Quick adjust suspenders • Reinforced lower leg, seat, and knee • Stretch rear bib panel • Two bib pockets with laminated zips • WATER TIGHT 3/4 leg and fly zips

CONSTRUCTION: 530NR 3-layer GORE-TEX® XCR® • 630N 3-layer GORE-TEX® XCR® • Schoeller® Keoprotec™

	WEIGHT	SIZES
WOMEN'S	650 GRAMS / 23 OZ (MED)	XS, S, M, L, XXL (REG., TALL)
MEN'S	707 GRAMS / 25 OZ (MED)	S, M, L, XL, XXL (SHORT, REG., TALL)
		<small>SHORT, TALL: BLACK ONLY XL - W'S, XXL - M'S: BLACK ONLY</small>



TECHNICAL DETAILS: *Hardshells*

LAMINATION
TECHNOLOGY

GORE-TEX®
TECHNOLOGY

3D HOOD
DESIGNS



introduced: 1998

ALL ARC'TERYX OUTERWEAR



introduced: 1998

ALL ARC'TERYX HARDSHELLS



introduced: 1999

ALL ARC'TERYX HARDSHELLS

Since its launch in 1998, our HARDSHELL program has continually debuted innovative design features and construction methods that have altered the outerwear industry. Our numerous technical advancements have improved the weatherproofing, durability, and comfort characteristics of our precision-built technical outerwear.

Our goal is to produce the best waterproof breathable outerwear; therefore, we use an alternative to traditional sewn construction. Our lamination technique eliminates the need to sew in pit zips, pockets and hems, making our garments more durable and supple, with less bulk and fewer needle punctures to seal.

GORE-TEX® PTFE textiles have proven themselves in the lab, and in the field, to be the highest performing and most durable waterproof-breathable treatments in the industry. We use GORE-TEX® XCR® in our toughest mountain shells and our SL shells use GORE-TEX® PaCLITE® to deliver full-scale performance with lightweight minimalism.

With helmet-compatible 3D shapes and compressible volume, our hoods deliver superior storm protection while maintaining visibility. Complete with laminated brims for shape retention and water channeling, these fine-tunable hoods have glove friendly pull tabs. Our STOW HOOD is stashed in the collar and accessed via a WATER TIGHT ZIPPER, the DROP HOOD can be cinched tight against the collar when not in use, and the STORM HOOD delivers the highest degree of protection.

LAMINATED
COMPONENTS

1.6MM SEAM
ALLOWANCES

13MM TINY
SEAM TAPE

VISLON
WATER TIGHT
ZIPPERS



introduced: 1998

MOST ARC'TERYX HARDSHELLS
AND SOFTSHELLS



introduced: 2002

MOST ARC'TERYX GARMENTS



introduced: 2002

MOST ARC'TERYX HARDSHELLS



introduced: 2004

ALPHA SV JACKET
ALPHA LT JACKET
ACCELERO JACKET

Die-cut and laminated cuff tabs, chin guards, ZIPPER GARAGES, bellow pockets, and hood brims maintain their shape without extra stitching or bulk, providing better performance and comfort. Chin guards can't fold back, cuff tabs can be readily used with gloves, GARAGES won't collapse, bellow pockets lay flat when not in use, and hood brims can be molded to effectively displace water and fine tune peripheral vision.

Our selection of superior textiles and high stitch count construction permits us to reduce our seam allowances to 1.6mm (1/16"), 75% smaller than the industry standard of 6.4mm (1/4"). This reduction in seam size produces lighter weight garments with less bulk, and also increases breathability, suppleness and comfort.

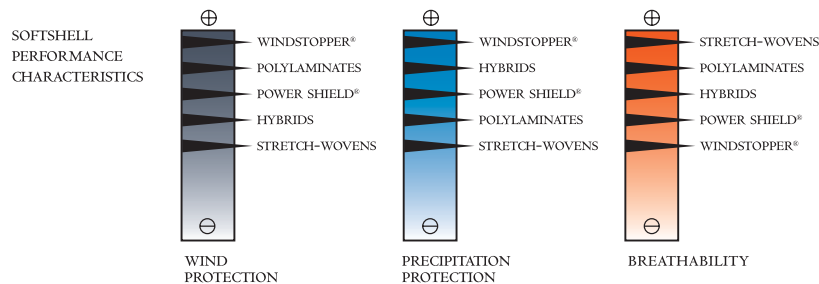
Most of our GORE-TEX® HARDSHELLS use TINY SEAM TAPE (1/2"/13MM). By shaving over 40% off the industry standard, our taping technique eliminates material excess. Combined with ultra-tight seam tolerances that remove the need for top-stitching, the end result is a more breathable, more supple and stronger shell.

We pioneered WATER TIGHT ZIPPER technology, eliminating the need for bulky zipper flaps. Our new and improved Vislon version is made of an injection-molded polymer. With teeth bonded directly to the urethane-coated fabric, strength and longevity are increased. These smooth-sliding and glove-friendly zippers form a wind and WATER TIGHT seal, causing moisture to bead and roll off.

Ascent Softshell

Our SOFTSHELL program focuses design elements with advanced textile combinations to create pieces that meet specialized needs. Our SOFTSHELL lineup is divided into five distinct sub-categories: HYBRIDS, WINDSTOPPER®, Polartec® Power Shield®, STRETCH-WOVENS, and POLYLAMINATES.

Our lightweight and highly breathable POLYLAMINATES and STRETCH-WOVENS are favorites with fast-forward fans, while our WINDSTOPPER® and Polartec® Power Shield® designs offer more warmth and protection. And our HYBRIDS feature waterproof fabric in high exposure areas with stretch-woven fabrics where mobility and breathability are vital. Each category offers a different combination of warmth, wind and moisture protection, breathability and mobility.





Hybrids



HYBRIDS provide the ultimate integration of mobility and protection. These garments are designed to allow unrestricted movement and breathability while defending against moisture in mixed weather conditions. They combine supple, air permeable stretch-woven materials with the waterproof security of PTFE fabrics. HYBRIDS are well suited to unpredictable conditions, making them ideal for backcountry tours and approaches, or stop-and-go ascents.

HYBRIDS	
WIND PROTECTION	⊖ ██████████ ⊕
PRECIPITATION	⊖ ██████████ ⊕
BREATHABILITY	⊖ ██████████ ⊕

ALPHA COMP HOODY



DESIGN: This hooded HYBRID covers the widest range of backcountry conditions. Waterproof fabric seals out weather along the shoulders and arms, and SOFTSHELL Tweave® Durastretch® through the body allows heat to vent on challenging pitches or long uptracks. With a helmet compatible hood, it's the tool of choice for tough tasks.

FEATURES: DWR finish • Helmet compatible STORM HOOD • Hip length with drop back • Laminated hem drawcord • Micro die-cut Velcro® cuffs • No-lift gusseted underarms • PTFE seam tape • Two hand pockets with laminated zips • Two chest pockets with laminated zips • TINY GORE® SEAM TAPE (1/2 IN./13 MM)

CONSTRUCTION: 530N PTFE fabric • Tweave® Durastretch®

	WEIGHT	SIZES
WOMEN'S	455 GRAMS / 16.1 OZ (MED)	XS, S, M, L
MEN'S	485 GRAMS / 17.1 OZ (MED)	S, M, L, XL

Polylaminates

EPSILON SV JACKET

EPSILON AR JACKET



These lightweight SOFTSHELLS are aimed at aerobic athletes who require moderate weather protection in conjunction with superior breathability and suppleness. The DWR-treated outer face sheds moisture and the inner is lightly lofted to encourage wicking and provide comfort. Our EPSILON jackets promote even temperature regulation during training runs or skate skiing workouts.

POLYLAMINATES	
WIND PROTECTION	⊖ ██████████ ⊕
PRECIPITATION	⊖ ██████████ ⊕
BREATHABILITY	⊖ ██████████ ⊕

DESIGN: A fast-forward SOFTSHELL with a structured hood, waist-length cut and stretch wrist gussets. POLYLAMINATE fabric makes this breathable piece ideal for ski touring or mixed weather aerobic use. DWR finish and a wicking interior ensure personal comfort.

FEATURES: Laminated hem drawcord • Full front zip with chin guard • No-lift gusseted underarms • One internal pocket with laminated zip • One laminated sleeve pocket • Structured hood • Stretch wrist gussets • Two hand pockets with laminated zips • Waist length

CONSTRUCTION: Bonded Poly

	WEIGHT	SIZES
WOMEN'S	393 GRAMS / 14 OZ (MED)	XS, S, M, L, XL
MEN'S	454 GRAMS / 16 OZ (MED)	S, M, L, XL, XXL

DESIGN: A hoodless version of our POLYLAMINATE SOFTSHELL. For aerobic activities in changing weather conditions, this jacket is breathable, provides good wind protection, and has a wicking interior. A DWR finish helps shed precipitation, adding to its versatility.

FEATURES: Laminated hem drawcord • Full front zip with chin guard • No-lift gusseted underarms • One laminated sleeve pocket with laminated zip (women's) • Two laminated chest pockets with laminated zips (men's) • Structured hood • Stretch wrist gussets • Two laminated hand pockets with laminated zips (women's) • Waist length

CONSTRUCTION: Bonded Poly

	WEIGHT	SIZES
WOMEN'S	295 GRAMS / 10.4 OZ (MED)	XS, S, M, L, XL
MEN'S	400 GRAMS / 14.1 OZ (MED)	S, M, L, XL, XXL

Stretch-Wovens



Using extremely tough Tweave® textiles, these non-pilling, highly stretchable and breathable pieces are built for speed and longevity. Made with Tweave® Durastretch®, our GAMMA AR PANTS are perfect for warmer weather ski tours or cooler climbing days. The GAMMA LT PANT with Fortius® lightweight provides increased levels of mobility and breathability. Both textiles feature durable tightly woven exteriors and a DWR treatment to provide a weatherproof finish.

STRETCH-WOVENS

WIND PROTECTION	⊖	⊕
PRECIPITATION	⊖	⊕
BREATHABILITY	⊖	⊕

GAMMA LT PULLOVER



DESIGN: This lightweight stretch woven pullover is wind and weather resistant, highly breathable, and superbly stretchable. Pill resistant and very durable, the Fortius fabric is perfectly suited for fast moving and rugged activities. The GAMMA LT is a trusty companion on ridge runs, rock climbs, and bushwhacking adventures.

FEATURES: Athletic fit • Chest zip • Laminated hem • Seamless underarm gussets • Soft brushed, lined collar • Stretchy cuff gussets • One laminate chest pocket with laminated zip (men's) • One laminated sleeve pocket with laminated zip (women's)

CONSTRUCTION: Fortius

	WEIGHT	SIZES
WOMEN'S	226 GRAMS / 8.0 OZ (MED)	XS, S, M, L
MEN'S	276 GRAMS / 9.7 OZ (MED)	S, M, L, XL

GAMMA LT PANT



BLACK



IRONWOOD

DESIGN: Constructed with Fortius, a lightweight and highly durable stretch woven fabric, the versatile GAMMA LT PANT is ideal for hiking, backpacking, guiding and climbing. Featuring laminated construction throughout for durability and comfort, convenient pockets, and a gusseted crotch for total mobility.

FEATURES: Elasticized waist • Gusseted crotch • Laminated lower hem • Soft chamois lined • Two vertical front pockets with laminated zips (men's) • One cargo pocket with laminated zip (men's) • Two thigh pockets with laminated zips (women's)

CONSTRUCTION: Fortius

	WEIGHT	SIZES
WOMEN'S	235 GRAMS / 8.3 OZ (MED)	XS, S, M, L (REG., TALL)
MEN'S	287 GRAMS / 10.1 OZ (MED)	S, M, L, XL (REG., TALL)
		TALL-W'S, TALL - M'S BLACK ONLY

GAMMA AR PANT



BLACK



RHINO BLUE

DESIGN: At home in the alpine, the GAMMA AR is frequently sighted on ridges, summits and hut routes. Tweave® Durastretch® fabric infuses the pant with durability, while an articulated knee and straight elasticated cuff fits everything from T2s to plastic double boots.

FEATURES: Adjustable cuff shockcords • Adjustable waist belt • Gusseted crotch • Two hand pockets • Two high volume thigh pockets • Two-way fly zipper (men's) • Tweave® instep patches

CONSTRUCTION: Tweave® Durastretch®

	WEIGHT	SIZES
WOMEN'S	390 GRAMS / 14 OZ (MED)	XS, S, M, L
MEN'S	480 GRAMS / 17 OZ (MED)	S, M, L, XL (REG., TALL)



Designed for active all-season use, these four-way stretch SOFTSHELLS deliver warmth and greater breathability along with elemental protection. The tough outer face blocks wind and repels weather, while the soft interior allows heightened ventilation and evaporation. The GAMMA MX, GAMMA SV, and the EASYRIDER provide different levels of warmth and protection combined with liberal movement for a broad range of mountain activities.



POWER SHIELD®	
WIND PROTECTION	⊖ ██████████ ⊕
PRECIPITATION	⊖ ██████████ ⊕
BREATHABILITY	⊖ ██████████ ⊕

DESIGN: Ultra-adaptable and über-functional, the MXes mix it up in any weather. Constructed with Polartec® Power Shield® lightweight to shed nasty weather, breathe liberally and remain mobile. Incredible stretch and range of motion make these the all-discipline answer to countless climbing variables.

FEATURES: Breathable, wind- and water-resistant • DWR finish • Full front zip with interior wind flap • Laminated hem drawcord • Molded ZIPPER GARAGES • No-lift gusseted underarms • One laminated sleeve pocket with laminated zip • Soft brushed lined collar • Two zippered hand pockets • Two chest pockets with laminated zips

CONSTRUCTION: Polartec® Power Shield® lightweight • Schoeller® Dynamic

	WEIGHT	SIZES
WOMEN'S	465 GMS / 16 OZ (MED)	XS, S, M, L
MEN'S	515 GMS / 18 OZ (MED)	S, M, L, XL, XXL

GAMMA MX HOODY



DESIGN: Adding a hood makes this versatile SOFTSHELL well equipped to survive mixed weather. Polartec® Power Shield® lightweight stretches with every movement, repels threatening elements and breathes well when temperatures climb. A laminated hood shelters while belaying your partner or waiting for a break in the storm.

FEATURES: Breathable, wind- and water-resistant • DWR finish • Full front zip with interior wind flap • Laminated hem drawcord • Molded ZIPPER GARAGES • No-lift gusseted underarms • One laminated sleeve pocket with laminated zip • Soft brushed, lined collar • Two zippered hand pockets • Two chest pockets with laminated zips • Helmet compatible STORM HOOD • Hip length with drop back

CONSTRUCTION: Polartec® Power Shield® lightweight • Schoeller® Dynamic

	WEIGHT	SIZES
WOMEN'S	528 GMS / 18.6 OZ (MED)	XS, S, M, L, XL
MEN'S	595 GMS / 21 OZ (MED)	S, M, L, XL, XXL

GAMMA MX PANT



DESIGN: Adopting a guide's calculated mentality, the MX PANT is prepared for sudden shifts in weather, objectives or perspectives. Stretchy, breathable and weather-shedding fabric tackles everything from mixed routes to epic tours.


FEATURES: Adjustable cuff shock cord • Breathable, wind- and water resistant • DWR finish • Front fly and waist belt • Gusseted crotch • Schoeller® Dynamic instep patches • Snap waist closure • Two hand pockets • Two high volume thigh pockets • Two-way fly zipper (men's)

CONSTRUCTION: Polartec® Power Shield® lightweight • Schoeller® Dynamic

	WEIGHT	SIZES
WOMEN'S	369 GRAMS / 13 OZ (MED)	XS, S, M, L
MEN'S	520 GRAMS / 18 OZ (MED)	XS, S, M, L, XL, (REG., TALL)

GAMMA SV JACKET

GAMMA SV VEST



DESIGN: Classic design and enduring versatility keep this SOFTSHELL legend at the forefront. Offering extra range of motion and breathability, and imparted with toughness and weather repellency, this all-mountain master is ready for any cool weather alpine activity.

FEATURES: Breathable, wind- and water-resistant • DWR finish • Full front zip with interior wind flap • Hem drawcord • Molded ZIPPER GARAGES • One internal chest pocket • Soft brushed lined collar • Two zippered hand pockets • Waist length

CONSTRUCTION: Polartec® Power Shield®

	WEIGHT	SIZES
WOMEN'S	575 GRAMS / 20 OZ (MED)	XS, S, M, L, XL
MEN'S	660 GRAMS / 23 OZ (MED)	S, M, L, XL, XXL
		XXL JACKET - BLACK & ECLIPSE ONLY



DESIGN: A vest that provides a legendary level of versatility. DWR treated Polartec® Power Shield® sheds the harsh elements, breathes well and stretches during activity. A trim engineered-cut layers well, and the tough face fabric provides high abrasion resistance.

FEATURES: Breathable, wind- and water-resistant • DWR finish • Full front zip with interior wind flap • Hem drawcord • Molded ZIPPER GARAGES • Soft brushed lined collar • Two zippered hand pockets • Waist length

CONSTRUCTION: Polartec® Power Shield®

	WEIGHT	SIZES
WOMEN'S	320 GRAMS / 11 OZ (MED)	XS, S, M, L
MEN'S	370 GRAMS / 13 OZ (MED)	S, M, L, XL

EASYRIDER JACKET

GAMMA SALOPETTE



DESIGN: The casually cut and internally lofted EASYRIDER insulates even on the windiest ridges. This jacket inherits its elevated warmth from high loft Polartec® Power Shield®, which features a laminated shaggy fleece interior.

FEATURES: Full front zip with interior wind flap • No-lift gusseted underarms • Laminated hem drawcord • Laminated quick-dry chin guard • One laminated chest pocket with laminated zip (men's) • One laminated sleeve pocket with laminated zip (women's) • Two hand pockets with laminated zips • Waist length

CONSTRUCTION: Polartec® Power Shield® high loft

	WEIGHT	SIZES
WOMEN'S	494 GRAMS / 17.4 OZ (MED)	XS, S, M, L, XL
MEN'S	562 GRAMS / 20 OZ (MED)	S, M, L, XL, XXL



DESIGN: For alpine climbing, mixed climbing and technical ice, nothing conforms like this SOFTSHELL body suit. Laminated Polartec® Power Shield® fabric brings warmth, breathability and mobility to the climb, while instep patches and removable kneepads protect on the pitch.

FEATURES: Adjustable cuff shock cord • Breathable, wind- and water-resistant • DWR finish • Four-way polyester stretch upper • Internal knee pad pockets • Keprotect instep patches • Removable molded EVA foam kneepads • Stretch-woven lower • Two chest pockets with laminated zips • WATER TIGHT side and through-the-crotch zips

CONSTRUCTION: Polartec® Power Shield® • Rentex lofted Lycra • Schoeller® Keprotect

	WEIGHT	SIZES
WOMEN'S	675 GRAMS / 24 OZ (MED)	XS, S, M, L
MEN'S	760 GRAMS / 27 OZ (MED)	S, M, L, XL

Windstopper®



Our WINDSTOPPER® line offers the highest level of softshell warmth, combining breathability with wind protection. Each garment is individually designed and constructed with various textiles to provide different levels of warmth and breathability, while permitting mobility for active pursuits. Ice climbers, snowshoers and ski touring enthusiasts appreciate these dry weather favorites on cold windy days.



WINDSTOPPER®	
WIND PROTECTION	⊖ ██████████ ⊕
PRECIPITATION	⊖ ██████████ ⊕
BREATHABILITY	⊖ ██████████ ⊕

SIGMA LT JACKET



DESIGN: During heart-pumping aerobic activities, the SIGMA LT moderates rising internal and falling external temperatures. A WINDSTOPPER® front warms in winter and a Bonded Poly back lets off enough steam to prevent in-the-track overheating.

FEATURES: DWR finish • Full front zip with interior windflap • No-lift gusseted underarms • Laminated hem drawcord • Molded ZIPPER GARAGES • Soft brushed lined collar • Two zippered hand pockets • Waist length

CONSTRUCTION: Lite Stretch Ripstop WINDSTOPPER® • Bonded Poly

	WEIGHT	SIZES
WOMEN'S	334 GRAMS / 11.8 OZ (MED)	XS, S, M, L, XL
MEN'S	358 GRAMS / 12.6 OZ (MED)	S, M, L, XL, XXL

SIGMA AR JACKET



DESIGN: A hoodless WINDSTOPPER® SOFTSHELL, the pit-zip equipped SIGMA AR is ideal for cold and dry climates. Blending Stretch Plain Weave and Stretch Ripstop WINDSTOPPER® fabrics, this jacket combines both durability and weather resistance into an ascent-ready package.

FEATURES: DWR finish • Full front zip with interior windflap • Laminated hem drawcord • Molded ZIPPER GARAGES • One internal chest pocket • Pit zips • Soft brushed lined collar • Two zippered hand pockets • Waist length

CONSTRUCTION: Stretch Ripstop WINDSTOPPER® • Stretch Plain Weave WINDSTOPPER®

	WEIGHT	SIZES
WOMEN'S	455 GRAMS / 16 OZ (MED)	XS, S, M, L, XL
MEN'S	535 GRAMS / 19 OZ (MED)	S, M, L, XL, XXL

SIGMA SV JACKET



DESIGN: The Sigma SV's skill set is honed for bitter climates and methodical climbs. Bonded WINDSTOPPER® and a helmet compatible hood keep out nastiness, while pit vents help cool the interior. It's toughened up with burlier shoulders, and a longer cut offers extra protection.

FEATURES: DWR finish • Full front zip with interior windflap • Helmet compatible STORM HOOD • Hip length with drop back • Pit zips • Two hand pockets • One internal chest pocket with laminated zip • Soft brushed lined collar • Laminated hem drawcord • Micro die-cut Velcro® cuffs • Molded ZIPPER GARAGES

CONSTRUCTION: Stretch Ripstop WINDSTOPPER® • Stretch Plain Weave WINDSTOPPER®


	WEIGHT	SIZES
MEN'S	670 GRAMS / 24 OZ (MED)	S, M, L, XL

TECHNICAL DETAILS: *Softshells*

DRY CUFFS™

ZIPPER GARAGES

LAMINATED STRETCH-WOVENS



introduced: 1998

MOST ARC'TERYX JACKETS



introduced: 1998

MOST ARC'TERYX JACKETS



introduced: 1998

ALPHA SV SUIT
GAMMA SV JACKET & VEST
GAMMA MX JACKET & HOODY
GAMMA MX PANT
GAMMA SALOPETTE
EASYSIDER JACKET

ARC'TERYX initiated the SOFTSHELL revolution by introducing a new generation of laminated stretch-woven fabric. Modern SOFTSHELLS provide liberated movement, breathability, and an elevated level of weather protection. To improve the performance benefits of our SOFTSHELLS we developed new construction methods, added custom components, and sourced new fabrics to broaden the spectrum of SOFTSHELL usability.

Die-cut and laminated, these hydro-phobic cuffs stop moisture from wicking into garment sleeves. Easy to operate with bulky handwear or numb fingers, the curved and abrasion resistant tabs create a precision seal to block the elements.

Each one of these hand-shaped and laminated GARAGES plays an integral role in our WATER TIGHT story. Providing a snug under-cover home for our smooth-sliding WATER TIGHT ZIPPER sliders, these waterproof shelters complete our garment's weatherproof seal and ensure total moisture protection.

In collaboration with Malden Mills®, we helped develop the modern SOFTSHELL fabric, Polartec® Power Shield®. Single-layer elemental protection was created by laminating an extremely durable, wind- and moisture-resistant stretch-woven outer face to an insulative and breathable fleece inner. This four-season fabric allows increased aerobic activity with maximum mobility, while repelling weather and resisting abrasion.



introduced: 2001

MOST ARC'TERYX SOFTSHELLS



introduced: 2001

ALPHA SV SUIT
ALPHA COMP HOODY
SEEKER COMP JACKET



introduced: 2002

SIGMA SV JACKET
SIGMA AR JACKET
SIGMA LT JACKET



introduced: 2003

ALPHA COMP HOODY
GAMMA AR PANT
GAMMA LT PANT
ACCELERO JACKET
VELOX JACKET & PANTS

Using our advanced lamination techniques we bond components directly to our garments, eliminating excessive stitching and uncomfortable seams. The end result is higher levels of technical performance and a cleaner aesthetic.

In a fusion of moisture protection and freedom of movement, our HYBRIDS place waterproof-breathable PTFE fabrics in high exposure areas and stretch-woven textiles in mobility critical regions. Delivering backcountry storm protection with performance enhancing stretch, our HYBRIDS cross the boundary between specialization and versatility.

Combining total wind protection with outstanding breathability, WINDSTOPPER® fabrics safeguard core temperature while allowing perspiration to evaporate. An ultra-thin membrane is sandwiched between a fuzzy inner material and a moisture repellant outer face fabric, creating a permanent barrier that eliminates the wind-chill factor.

Tweave® Durastretch® and Fortius are highly dynamic and breathable fabrics that are extraordinarily durable. A Tweave Durastretch is constructed with an over-under thread pattern and one-to-one weave, the yarns lie flat to resist abrasion. These lightweight textiles won't pick, pill or abrade while delivering liberated movement and breathability.



INSULATION



Regulating core temperature is the key to personal comfort in the backcountry. Climatic conditions and physical output dictate the level of insulation required to maintain an ideal thermal state. Our two-tiered INSULATION program is designed to work in unison by efficiently wicking moisture away from the skin, accelerating evaporation and maintaining body temperature. Our LAYERING INSULATION pieces use the most advanced synthetic textiles available and combine our lamination construction techniques with trim patterning to reduce bulk with multiple layers. Made for next-to-skin comfort and exceptional wicking properties, our BASE LAYER collection features synthetics with antimicrobial finishes and sophisticated natural wools that keep odours at bay.

Layering



For the highest degree of warmth, our LAYERING collection features various styles of Polartec® Classic, Thermal Pro® and Wind Pro® fleece textiles to preserve core warmth. For use as part of an entire layering system or as stand-alone garments on warmer winter days, these plush jackets have an exceptionally high warmth-to-weight ratio and trim patterning creates less bulk when used with additional layers.



DELTA LT ZIP



DESIGN: A warm addition to softshell layering systems. Unique plush texture, pullover style and gusseted underarms highlight the technical resumé of this efficient fleece layer. Athletic cut aids ease of mobility.

FEATURES: Great warmth-to-weight ratio • No-lift gusseted underarms • Zip neck

CONSTRUCTION: Polartec® Classic 100 Micro Velour Small Grid

	WEIGHT	SIZES
WOMEN'S	186 GRAMS / 6.6 OZ (MED)	XS, S, M, L, XL
MEN'S	226 GRAMS / 8 OZ (MED)	S, M, L, XL, XXL

DELTA JERSEY



DESIGN: A stylish pullover for cool weather layering, this sweatshirt wraps the core with warmth. Thermal efficiency, textured fleece and gusseted underarms make it a fully active selection for rock, ice, snow or travel.

FEATURES: Great warmth-to-weight ratio • No-lift gusseted underarms • Pullover style

CONSTRUCTION: Polartec® Classic 100 Micro Velour Small Grid

	WEIGHT	SIZES
WOMEN'S	178 GRAMS / 6.3 OZ (MED)	XS, S, M, L
MEN'S	195 GRAMS / 7 OZ (MED)	S, M, L, XL

DELTA AR ZIP



DESIGN: Schooled in versatility, this efficient layer traps heat and packs small. Grid texture layers with ease, the deep zip vents heat and the long cut tucks in to keep snow out.

FEATURES: Great warmth-to-weight ratio • Half zip • Trim fit for optimal layering

CONSTRUCTION: Polartec® Thermal Pro® high void grid loft

	WEIGHT	SIZES
WOMEN'S	273 GRAMS / 9.6 OZ (MED)	S, M, L, XL
MEN'S	330 GRAMS / 11.6 OZ (MED)	S, M, L, XL, XXL

APACHE AR ZIP



DESIGN: Designed for both the backcountry and the base lodge, this half-zip warms with elevated style. Polartec® Thermal Pro® tweed manages moisture, dries quickly and compresses efficiently when packed. Laminated elbow patches resist wear.

FEATURES: Great warmth-to-weight ratio • Half-zip • Laminated elbow patches • No-lift gusseted underarms • One laminated chest pocket with laminated zip

CONSTRUCTION: Polartec® Thermal Pro® Tweed

	WEIGHT	SIZES
MEN'S	385 GRAMS / 13,6 OZ (MED)	XS, S, M, L, XL

TAU AR PULLOVER



DESIGN: Made from tightly knit Polartec® Wind Pro® fleece with Hardface® technology, this pullover blends a technical profile with a comfortably casual feel. Smooth, durable and stretchy, this garment breathes well and repels exterior elements.

FEATURES: Half zip • One laminated chest pocket with laminated zip (men's) • One laminated sleeve pocket with laminated zip (women's) • Waist length

CONSTRUCTION: Polartec® Wind Pro® with Hardface® technology

	WEIGHT	SIZES
WOMEN'S	332 GRAMS / 11.7 OZ (MED)	XS, S, M, L
MEN'S	424 GRAMS / 15 OZ (MED)	S, M, L, XL

TAU PANT



DESIGN: This relaxed straight-leg fleece pant is designed for layering or stand-alone use. Functional Polartec® Wind Pro® repels weather, layers nicely and survives abrasion. Constructed with a fitted front-fly waist on the men's and pull-on hip waist on the women's.

FEATURES: Two laminated thigh pockets with laminated zips • Fitted waist with front fly (men's) • Pull-on pant (women's) • Straight leg cut

CONSTRUCTION: Polartec® Wind Pro® with Hardface® technology

	WEIGHT	SIZES
WOMEN'S	363 GRAMS / 12.8 OZ (MED)	XS, S, M, L
MEN'S	389 GRAMS / 13.7 OZ (MED)	S, M, L, XL (REG., TALL)

MAVERICK AR JACKET



DESIGN: Presenting a more streamlined style is the hallmark of this textured warm layer. Hollow core pile conserves a reliable supply of body heat, and the nailhead exterior refuses to pill. It's cut trim, so layering up is hassle-free.

FEATURES: DWR finish • Full front zip with interior wind flap • No-lift gusseted underarms • Hem drawcord • One laminated sleeve pocket with laminated zip • Two hand pockets with laminated zips and pocket facings

CONSTRUCTION: Polartec® Thermal Pro® Nailhead

	WEIGHT	SIZES
WOMEN'S	428.6 GRAMS / 15.5 OZ (MED)	XS, S, M, L, XL
MEN'S	550 GRAMS / 18.7 OZ (MED)	S, M, L, XL, XXL

DELTA AR JACKET



DESIGN: The DELTA AR is a compressible core-warming fleece. This bulkless design layers easily and features an exceptional warmth-to-weight ratio that coincides with a minimalist's mindset.

FEATURES: Exceptional warmth-to-weight ratio • Full front zip with chin guard • Laminated hem drawcord • No-lift gusseted underarms • One laminated internal pocket with laminated zip • Two hand pockets with laminated zips • Reflective logo

CONSTRUCTION: Polartec® Thermal Pro® lightweight

	WEIGHT	SIZES
WOMEN'S	350 GRAMS / 12.4 OZ (MED)	XS, S, M, L
MEN'S	402 GRAMS / 14.2 OZ (MED)	S, M, L, XL

DELTA SV JACKET



DESIGN: Built to maximize heat retention, extra loft helps this PEAK LAYER fleece dial it up a degree. Thick and technical Polartec® Thermal Pro® efficiently traps heat and gusseted underarms minimize lift and bulk. Despite its extra thickness, it is lightweight and maintains good packability.

FEATURES: Exceptional warmth-to-weight ratio • Full front zip with chin guard • Laminated hem drawcord • No-lift gusseted underarms • One chest pocket with laminated zip • Two hand pockets with laminated zips • Reflective collar logo

CONSTRUCTION: Polartec® Thermal Pro® high loft



	WEIGHT	SIZES
WOMEN'S	459 GRAMS / 16.2 OZ (MED)	XS, S, M, L
MEN'S	498 GRAMS / 17.6 OZ (MED)	S, M, L, XL

TECHNICAL DETAILS: *Insulation*

FLEECE FLATLOCK SEAMS

POLARTEC® FLEECE

LAMINATED CHIN GUARD



introduced: 1998

DELTA SV & AR JACKETS
MAVERICK AR JACKET
APACHE AR ZIP
DELTA AR & LT ZIPS
DELTA JERSEY
RHO AR TOP & BOTTOM
RHO LT ZIP & BOTTOM
RHO LTW ZIP & BOTTOM

introduced: 1998

DELTA SV & AR JACKETS
MAVERICK AR JACKET
APACHE AR ZIP
DELTA AR & LT ZIPS
DELTA JERSEY
RHO TOP & BOTTOM

introduced: 1999

DELTA SV & AR JACKETS
MAVERICK AR JACKET

Our solution to forming a comfortable layering system lies in the small details we incorporate into our INSULATION pieces. Starting with a diverse selection of technical synthetic and natural fabrics, we use a combination of sewn and lamination construction techniques to create comfortable, high performing layering pieces that work synergistically.

Our fleece garments are triple-stitched using a flatlock stitch that increases strength and durability. The seam lies flat to reduce wear and excess bulk, adds mobility, and creates a comfortable non-chafing finish.

Combining a high warmth-to-weight ratio with efficient wicking properties, the Polartec® family of textiles delivers performance and comfort. 100% polyester fabrics quickly draw moisture away from the skin and encourage evaporation while trapping body heat in air pockets created by the textile's loft. Polartec® Thermal Pro High Loft provides 20% more warmth and 40% more compressibility than standard fleece. Perfect for layering, these fabrics improve personal comfort in cold conditions.

Protecting the face from abrasion and the cold touch of zipper tops, these laminated guards feature a soft inner fleece for next-to-the-skin comfort and a supple structural body that stays in place to eliminate zipper snags.

FLEECE
LAMINATION

STRETCH
ENHANCEMENT

SILVER ION
TREATMENT

SUPERFINE
MERINO WOOL



introduced: 2000

MOST ARC'TERYX INSULATION



introduced: 2001

RHO AR TOP & BOTTOM
RHO LT ZIP & BOTTOM
RHO LTW ZIP & BOTTOM



introduced: 2002

RHO LT ZIP & BOTTOM



introduced: 2002

RHO LTW ZIP & BOTTOM
EMISSARY RAGLAN S/S SHIRT

Improving the performance characteristics of our garments, we pioneered laminated construction technology to bond our pockets, zippers, collars, hems, and cuffs directly to the fleece. The reduction of sewing produces technically advanced outerwear that is more supple and durable, with a streamlined finish.

Designed for active backcountry use, our RHO base layers have built-in stretch for uninhibited range of motion. The interwoven fibres stretch with movement and retain the form-fitting shape of the garment. Keeping the fabric close to the body improves wicking and moisture management properties, and reduces bulk when layering.

This fabric treatment imbeds silver ion particles into synthetic fibres. These particles create an anti-microbial environment by prohibiting bacteria's ability to respire, metabolize, and reproduce. Used in our synthetic base layers, this treatment does not interfere with wicking or insulative properties, but reduces backcountry stretch considerably.


A mere 18.5 microns in diameter, Superfine Merino wool fibres are extremely supple and offer a soft, itchless hand. This ingenious natural fibre has a hydrophilic (water holding) core and hydrophobic (water repelling) exterior that promotes wicking and evaporation while maintaining warmth even when saturated. Its natural odour resistance and high tensile strength is perfect for lightweight base layers.

Base Layer



Soft and smooth on the skin, our BASE LAYER collection efficiently wicks perspiration away from the body and facilitates quick evaporation. With a choice of three different weights, and synthetic or natural Mountain Merino wool fabrics, these designs have finally made warm underwear cool. From our silky feeling RHO SL shirts with Vivital® fabric, to our incredibly comfortable Polartec® Power Stretch® and Rentex™ Powerflex® garments, these pieces are the foundation of a perfect layering system.

RHO SL CREW LONG SLEEVE



DESIGN: The ultimate base layer: a long sleeve design constructed of super-light 3.07 oz Italian single knit polyester. This buttery soft underwear will wick to keep you dry and comfortable. Raglan seams ensure smooth shoulder layering and the sublimated logo will catch looks when you sport these stylin' undies.

FEATURES: Flatlocked construction • Direct screen print logo for a no-feel hand • Trim, next-to-skin, base layering fit • Heat transfer label to reduce bulk and chafing at neck line

CONSTRUCTION: Vivital™

	WEIGHT	SIZES
WOMEN'S	101 GRAMS / 3.6 OZ (MED)	XS, S, M, L, XL
MEN'S	120 GRAMS / 4.2 OZ (MED)	S, M, L, XL, XXL
		XL-W'S, XXL - M'S: BLACK ONLY

RHO SL BOTTOM



DESIGN: Wear this smooth pant next-to-skin to keep warm and dry. With flat lying seams and gusseted crotch, you can enjoy freedom of movement with this non-binding base layer. A new 3/4 boot cut option is also available.

FEATURES: Flatlocked construction • Gusseted crotch • Optional 3/4 boot cut length • Direct screen print logo for a no-feel hand • Trim, next-to-skin, base layering fit • Heat transfer label to reduce bulk and chafing at waist line

CONSTRUCTION: Vivital™

	WEIGHT	SIZES
WOMEN'S	119 GRAMS / 4.2 OZ (MED)	XS, S, M, L, XL
MEN'S	125 GRAMS / 4.4 OZ (MED)	S, M, L, XL, XXL

RHO SL CROSS NECK



DESIGN: Unique design eliminates zipper bulk at the neckline and provides seamless shoulder layering capability. Constructed of our wicking, buttery soft 3.07 oz Italian single knit polyester, you'll be dry and comfortable in this base layer. The sublimated logo is subdued.

FEATURES: Cross-over neck design for smooth layering • Flatlocked construction • Gusseted underarms • Direct screen print logo for a no-feel hand • Trim, next-to-skin, base layering fit • Heat transfer label to reduce bulk and chafing at neck line

CONSTRUCTION: Vivital™

TOP WOMEN'S	WEIGHT 100 GRAMS / 3,5 OZ (MED)	SIZES XS, S, M, L, XL XL-W'S, BLACK ONLY
----------------	------------------------------------	---

RHO LTW ZIP & BOTTOM



DESIGN: A natural base layer for prolonged backcountry use. Itchless stretch-knit Merino remains nearly odourless and soft next to skin, while retaining insulative properties when damp. A Lycra infusion helps them stay in shape for extended adventures. Bottom also available in 3/4-length bootcut (black only).

FEATURES:

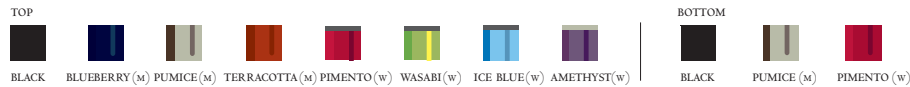
ZIP: Great warmth-to-weight ratio • Form fitting • Collar zip (women's) • Half zip (men's) • No-lift gusseted underarms • Minimal odour retention • One laminated chest pocket with laminated zip (men's) • One laminated sleeve pocket with laminated zip (women's) • Warm when wet

BOTTOM: Great warmth-to-weight ratio • Minimal odour retention • One laminated thigh pocket with laminated zip • Optional through-the-crotch zip (black only, not available in XXL) • Tapered fit • Warm when wet • Optional 3/4-length bootcut

CONSTRUCTION: Mountain Merino Stretch Wool

ZIP WOMEN'S	WEIGHT 219 GRAMS / 7,7 OZ (MED)	SIZES XS, S, M, L, XL	BOTTOMS WOMEN'S	WEIGHT 232 GRAMS / 8.2 OZ (MED)	SIZES XS, S, M, L, XL
MEN'S	279 GRAMS / 9,8 OZ (MED)	S, M, L, XL, XXL XL-W'S, XXL - M'S: BLACK ONLY	MEN'S	245 GRAMS / 8.6 OZ (MED)	S, M, L, XL, XXL XL-W'S, XXL - M'S: BLACK ONLY M-W'S, NO ZIP

RHO LT ZIP & BOTTOM



DESIGN: These synthetic foundations enable warm, dry next-to-skin wicking performance. Lightweight fibers move moisture rapidly, and a silver ion treatment reacts with sweat to cut stink out of the technical equation. Bottom is also available in 3/4-length bootcut (black only).

FEATURES:

ZIP: Form fitting • Great warmth-to-weight ratio • Half zip (men's) • Collar zip (women's) • No-lift gusseted underarms
 • One laminated chest pocket with laminated zip (men's) • One laminated sleeve pocket with laminated zip (women's)
 • Silver ion anti-microbial treatment

BOTTOM: Form fitting • Great warmth-to-weight ratio • One laminated thigh pocket with laminated zip • Optional through-the-crotch zip (available in black only) • Silver ion anti-microbial treatment • Optional 3/4-length bootcut

CONSTRUCTION: Rentex Powerflex®

	WEIGHT	SIZES
WOMEN'S	166 GRAMS / 5.8 OZ (MED)	XS, S, M, L, XL
MEN'S	190 GRAMS / 6.7 OZ (MED)	S, M, L, XL, XXL
		XL-W'S, XXL - M'S: BLACK ONLY

	WEIGHT	SIZES
WOMEN'S	154 GRAMS / 5.4 OZ (MED)	XS, S, M, L, XL
MEN'S	177 GRAMS / 6.2 OZ (MED)	S, M, L, XL, XXL
		XL-W'S, XXL - M'S: BLACK ONLY

RHO AR TOP & BOTTOM



DESIGN: The dual identity of these wicking layers makes them great both as a warm expedition foundation or as an ideal aerobic midlayer. Wicking and mobile Polartec® Power Stretch® fabric provides a comfortable and solid foundation, and superior stretch won't impede intense athletic movements.

FEATURES:

TOP: Collar zip • Form fitting • Great warmth-to-weight ratio • laminated pockets with zips

BOTTOM: Great warmth-to-weight ratio • Optional through-the-crotch zip (black only)

• Tapered fit • Waist drawcord • Optional 3/4-length bootcut (black only)

CONSTRUCTION: Polartec® Power Stretch®

TOP WOMEN'S MEN'S	WEIGHT	SIZES	BOTTOM WOMEN'S MEN'S	WEIGHT	SIZES
	255 GRAMS / 9 OZ (MED)			XS, S, M, L, XL	
	316 GRAMS / 11.2 OZ (MED)	S, M, L, XL, XXL		255 GRAMS / 9 OZ (MED)	S, M, L, XL, XXL
		XL-W'S, XXL - M'S BLACK ONLY			XL-W'S, XXL - M'S: BLACK ONLY ZIP VERSION W'S, XS - L: BLACK ONLY ZIP VERSION M'S, S - XL: BLACK ONLY



NOTES ON ARC'TERYX FIT

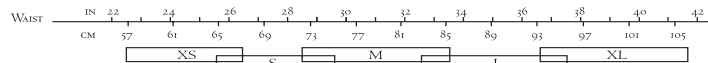
ASCENT: Specialized alpinist activity places demands not only on function and performance, but also on fit. Eager to accommodate, we sculpt our ASCENT apparel for the predictable ranges of climber motion. Our alpine styles are athletically shaped with slimmed down silhouettes that eliminate bulk and allow far-reaching extension. We utilize longer gusseted arms to minimize garment lift, differentially sculpt sides to increase freedom without bulking up on material and make use of seam articulation to generously enhance mobility. The end result is a sleek and unencumbering alpine focused fit.

SNOWSPORTS: Since big mountain athletes demand special attention, we grade our snowsports apparel on a different curve. We provide a more relaxed aesthetic for our SNOWSPORTS styles by engineering the shaping to counter boxy, bulky or binding conventional cuts. These three-dimensional shapes are efficiently patterned to subtly conform to the kinetic arcs and natural curves of riders and skiers. A looser drape and expanded circumferences bring a distinct feeling of individual freedom to the line.

WOMEN'S: As a response to bland, ill-fitting technical apparel, our women's fit has been reshaped for a different curve. Patterned by active women, our styles are sculpted for motion and shaped to accentuate fit silhouettes. Waists now hang comfortably on the hips, tops sport a flattering hourglass drape and sizes have been trued for anatomic variability. Cutting out bulk and rediscovering individualized style, our women's technical wear exudes both strength and confidence.

HARNES MEASUREMENT CHARTS

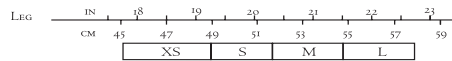
VAPOR MENS, VAPOR FITTED, ZZRIIL, VERR0, TARGA



VAPOR WOMENS, ISIS

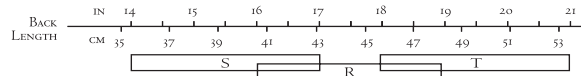


VAPOR FITTED, ZZRIIL



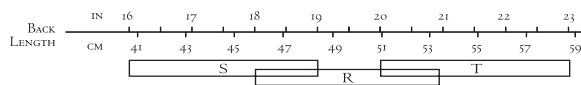
PACK MEASUREMENT CHARTS

BRIZA 62, BRIZA 75 & MAIA 50/66/75, WOMEN'S COMPONENTS



AC² NAOS 45, 55, 70; AC² ACRUX 40, 50, 65; BORA 50, 65, 80, 95; RT 25, 35, 45;

M20, 30, 40; NEEDLE 35, 45, 55, 65, MEN'S COMPONENTS



BORA 35



ARC'TERYX NAMING

SV - Severe Use AR - All-Round Use LT - Light
 SL - Super Light MX - Mixed Use SK - Ski Specialized
 RT - Rolltop

MEN'S SIZING

	SMALL	MEDIUM	LARGE	EXTRA LARGE	XX-LARGE	
BODY MEASUREMENT: Chest	38" 97cm	40" 102cm	43" 109cm	46" 117cm	50" 127cm	
Waist	31" 79cm	33" 84cm	36" 91cm	39" 99cm	43" 109cm	
Hip	38" 97cm	40" 102cm	43" 109cm	46" 117cm	50" 127cm	
Centre back to wrist	33" 84cm	34" 86cm	35" 89cm	36" 91cm	37" 94cm	
INSEAM						
Short: crotch-ankle	27 7/8" 71cm	28 1/2" 72cm	29 1/8" 74cm	29 3/4" 76cm	30 1/8" 77cm	
Regular: crotch-ankle	30 1/2" 77cm	30 1/2" 77cm	31 1/8" 79cm	31 3/4" 81cm	32 1/8" 82cm	
Tall: crotch-ankle	33 1/2" 85cm	33 1/2" 85cm	34 1/8" 87cm	34 3/4" 88cm	35 1/8" 90cm	
NUMERIC PANT SIZING: Size	28	30	32	34	36	38
Waist	28" 71cm	30" 76cm	32" 81cm	34" 86cm	36" 91cm	38" 97cm
Hip	36" 91cm	37" 94cm	39" 99cm	41" 104cm	43" 109cm	45" 114cm
Inseam-short	-	30" 76cm	30" 76cm	30" 76cm	30" 76cm	-
Inseam - regular	32" 81cm	32" 81cm	32" 81cm	32" 81cm	32" 81cm	32" 81cm
Inseam - tall	-	-	35" 89cm	35" 89cm	35" 89cm	35" 89cm

UNISEX SIZING

	X-SMALL	SMALL	MEDIUM	LARGE	EXTRA LARGE	XX-LARGE
BODY MEASUREMENT: Chest	34" 86cm	37" 94cm	40" 102cm	43" 109cm	46" 117cm	50" 127cm
Waist	27" 69cm	30" 76cm	33" 84cm	36" 91cm	39" 99cm	43" 109cm
Hip	35" 89cm	37" 94cm	40" 102cm	43" 109cm	46" 117cm	50" 127cm
Centre back to wrist	30 1/2" 77cm	32 1/4" 82cm	34" 86cm	35" 89cm	36" 91cm	37" 94cm

WOMEN'S SIZING

	X-SMALL	SMALL	MEDIUM	LARGE	X-LARGE		
BODY MEASUREMENT: Size	0-2	4-6	8-10	12-14	16-18		
Bust	33" 84cm	35" 89cm	37" 94cm	40" 102cm	44" 112cm		
Waist	25" 64cm	27" 69cm	29" 74cm	32" 81cm	36" 91cm		
Hip	36" 91cm	38" 97cm	40" 102cm	43" 109cm	47" 119cm		
Sleeve - Centre back to wrist	29 1/2" 75cm	30 1/2" 77cm	31 1/2" 80cm	32 1/2" 83cm	33 1/2" 85cm		
INSEAM							
Regular: crotch-ankle	29" 74cm	29" 74cm	29" 74cm	29 5/8" 75cm	30 3/4" 77cm		
Tall: crotch-ankle	32" 81cm	32" 81cm	32" 81cm	32 5/8" 83cm	33 1/4" 84cm		
NUMERIC PANT SIZING: Size	2	4	6	8	10	12	14
Waist	26" 66cm	27" 69cm	28" 71cm	29" 74cm	30" 76cm	32" 81cm	34" 86cm
Hip	37" 94cm	38" 97cm	39" 99cm	40" 102cm	41" 104cm	43" 109cm	45" 114cm
Inseam - regular	31" 79cm	31" 79cm	31" 79cm	31" 79cm	31" 79cm	31" 79cm	31" 79cm
Inseam - tall	-	-	-	34" 86cm	34" 86cm	34" 86cm	34" 86cm

ARC'TERYX QUALITY

ARC'TERYX is dedicated to producing the most thoroughly engineered outerwear, backpacks, harnesses, gloves and accessories on this planet. We ensure the finest quality by controlling every step of the design and manufacturing process.

THE ARC'TERYX LIFETIME WARRANTY: Any defects in materials or workmanship are covered for the lifetime of the product. Product damage through wear and tear, neglect, or misuse will be repaired at a nominal charge. All GORE-TEX® products are backed by the "Guaranteed to Keep You Dry®" GORE-TEX® lifetime warranty.

WHERE TO BUY

RETAILERS

ARC'TERYX products are available from leading specialty outdoor apparel and equipment retailers around the world.

Visit WWW.ARCTERYX.COM to locate a store near you, including links to authorized online dealer partners.

NEW! ARC'TERYX MONTREAL

1515 Ste. Catherine West, Montreal, Quebec

Concordia Building, Corner of Ste. Catherine And Rue Mackay

NEW! ARC'TERYX STOCKHOLM

Vesagatan 19-21, Stockholm

SE - 11120, Sweden

ARC'TERYX FACTORY STORE

2155 Dollarton Hwy, North Vancouver, British Columbia

Factory seconds, samples and discontinued styles

PROFESSIONAL AND CORPORATE ORDERS

contact us to learn about our custom embroidery and group discount programs for businesses and outdoor professionals

CONTACT ARC'TERYX

CONSUMER SERVICES

Product Inquiries 866.458.BIRD . . . productinquiries@arcteryx.com

Warranty & Repair . . . 888.326.9900 warranties@arcteryx.com

PROFESSIONAL AND CORPORATE

Inquiries & Sales 866.855.3466 propurchase@arcteryx.com

CORPORATE HEADQUARTERS

ARC'TERYX

#100-2155 Dollarton Hwy.

North Vancouver, British Columbia

Canada V7H 3B2

Please see our website for FAQs and a complete range of options

WWW.ARCTERYX.COM

© 2007 ARC'TERYX EQUIPMENT, INC.

All rights reserved.

® ARC'TERYX and logo are registered trademarks of ARC'TERYX EQUIPMENT, INC.

© ARC'TERYX products utilize registered designs of ARC'TERYX EQUIPMENT, INC.

Other registered trademarks are the property of their respective owners.

VAPOR™ technology, WATER TIGHT™ ZIPPERS, TINY TAPE™, LOAD TRANSFER DISK™, HIPPODS™, MONOFRAME™, FUSION POINTS™, HYDROPORT™, SIDEWINDER™ ZIPPER, SPEEDHOOD™, DROPHOOD™, STOWHOOD™, STORMHOOD™ and DRYCUFFS™ are all trademarks of ARC'TERYX EQUIPMENT, INC.

Photography: Brian Goldstone/Arc'teryx Equipment, Inc.





100-2155 DOLLARTON HWY.
NORTH VANCOUVER,
BRITISH COLUMBIA
CANADA V7H 3B2
1 . 866 . 458 . 2473
BIRD@ARCTERYX.COM
WWW.ARCTERYX.COM

