



MERCEDES BENZ TOOL CATALOG



Table of Contents	Page
Section 01 General Engine	4
Section 03 Cylinder Crankcase	7
Section 05 Cylinder Head, Engine Timing	9
Section 07 Injection Systems	14
Section 13 V-Belts	21
Section 15 Ignition	22
Section 18 Engine Lubrication	23
Section 20 Engine Cooling	25
Section 25 Clutch & Pedal Linkage	27
Section 26 Manual Transmission	28
Section 27 Automatic Transmission	30
Section 32 Suspension	34
Section 33 Front Axle	36
Section 35 Rear Axle	38
Section 40 Wheels and Tires	40
Section 41 Drive Shaft	41
Section 42 Brakes - Mechanical	42
Section 46 Steering	44
Section 47 Fuel Supply	46
Section 54 Instrument Cluster	47
Section 82 Electrical Equipment	49
Section 83 Heating & Air Conditioning	50
Section B Body - General	51
Section D Diagnostics	52
Section K KABLEX	54

European, Asian & Domestic Automotive Diagnostic Scanner

**TWICE THE MODEL COVERAGE OF ANY OTHER SCANNER
ON THE MARKET - THE BEST SINCE 1999**

NEW



- **New** CAN Diagnostics (Slow & Fast)
- **New** Short Test
- **New** Programmable Modules
- **New** Internet Updates
- **New** Free Software Service Packs
- **New** PC Link Software

Systems covered include:

- Drivetrain (Engine/Transmission...)
- Chassis (Traction, Braking, Suspension...)
- Body (Doors, Windows, Seats, Wipers...)
- Information & Communications
- Climate Controls (Heating, AC...)
- ... and More

**Dealer Level Information
OBD and OBD-II Systems
Controller Coding
Serial Printer Output**

iSCAN

**Mercedes * BMW * Volkswagen/Audi * Porsche * Volvo
Toyota/Lexus * Nissan/Infiniti * Honda/Acura * Mitsubishi
Mazda * Ford * Opel/GM + OBD-II**

BAUM TOOLS UNLIMITED INC.

European Diagnostics and Special Tools
Since 1959



800-848-6657

**Ask about
2 Year Interest Free
Financing**

PS-Module

Programmable via the Internet for Faster Updates or Upgrades.

The **PS-Module** is a new innovation for the **iSCAN** and CS2000 family of scanners. It allows the user to get updates (Service Packs) or upgrades (New Software versions) to the software through Internet email allowing for quick fixes as new vehicles and vehicle systems are released, new features to the software are introduced, fault code explanations improved or model year coverage is increased.

All **Service Pack Updates** for that version of the software are **free!**

All PS-Modules come with Basic OBD-II functionality (including readiness status for smog) built in. This means you always have a generic OBD-II scanner on hand in the shop.

OBD-II Functions:

- Data Stream
- Fault Codes (Read and Clear)
- Freeze Frame Information
- Oxygen Sensor Monitoring
- Graphing of Component Live Values
- Readiness Status

The Truth About CAN

What is CAN?

CAN is a communications method that allows high speed communications between vehicle controllers eliminating the need for multiple sensors and wiring. CAN communications also allows the vehicle to talk to scanners at much higher speeds than has been available to date. Because of this many older scanners will not have the capability to communicate at these higher speeds.

Why do I need a CAN compatible scanner?

The new generation of Mercedes, Volvo, Porsche and Audi vehicles are now coming on line with CAN communication for OEM proprietary diagnostics and OBD-II CAN. Without CAN compatibility, diagnostic communication with these vehicles is impossible.

The **iSCAN** diagnostic scanner is the first aftermarket scanner to offer both OEM proprietary and SAE/ISO OBD-II CAN communications software for these vehicles. With this compatibility the **iSCAN** can communicate with all CAN bus types, whether they are Drivetrain, Chassis, Body, Information and Communication or other system.

Mercedes Tool

General Engine 01

Tool Number	Application	Models	
117-0223	CASE DRILLING FIXTURE - V8 Use to install Timesert inserts when the cylinder bolt holes strip in the light alloy type engine case. Use with Timesert kit #TS1015 and inserts #TS10155.	M116, 117	
TS1015	TIMESERT KIT-10X1.5mm Timesert kit for rethreading case when cylinder head bolts strip out. Use with alignment jig #117-0223 and inserts #TS10155.	M116, 117	
TS10155	TIMESERT INSERTS 10X1.5X24.5mm Bulk Timesert inserts for case repair on Mercedes Benz V8 and VW air cooled engines.	M116, 117	
602-0033	IMPACT EXTRACTOR FOR PRE CHAMBERS - DIESEL Slide hammer with #902-0033B threaded adapter for removing the pre combustion chambers on diesel models.	OM601, 602, 603, 604, 605, 606, 615, 616, 617	DIESEL 
902-0033B	PRE CHAMBER PULLER SLIDE HAMMER ADAPTER - DIESEL Special slide hammer adapter for removing pre combustion chamber from early and late model Turbo Mercedes diesel models. Use with #602-0033B. Has both coarse and fine threads.	OM604, 605, 606, 615, 616, 617	DIESEL 
615-0007	PRE-CHAMBER RETAINER RING PIN WRENCH - DIESEL Use to remove and install the threaded retainer ring of the pre-chamber.	OM615, 616, 617	DIESEL 
ST3000	PRE CHAMBER RETAINAER RING SOCKET - DIESEL Multi spline socket for removing pre combustion chamber retainer ring on late model indirect injection diesel models. MB #604 589 0109	OM602, 603, 604, 605, 606	DIESEL 
B606-0053	GLOW PLUG BORE REAMER - 'PENCIL' TYPE EXTRA LONG Special 12x1.25mm extra long threaded reamer for removing heavy carbon deposit from glow plug hole which is a major cause of glow plug failure. For models from 1996 to end of production.	OM604, 605, 606, 648	DIESEL 
901-0053	GLOW PLUG BORE REAMER - 'PENCIL' TYPE - DIESEL Special 12x1.25mm reamer for removing heavy carbon deposit from glow plug hole which is a major cause of glow plug failure. For models from 1983 to end of 603 production.	OM601, 602, 603, 617 Turbo	DIESEL 
917-0053	GLOW PLUG REAMER - LARGE TYPE - DIESEL Special 18x1.25mm threaded reamer for removing heavy carbon deposit from glow plug hole which is a major cause of glow plug failure. For models from 1967 to 1985. Non Turbo. Universal not included.	OM615, 616, 617.91/93	DIESEL 











800-848-6657 Toll Free
941-927-1414 Intl'
941-927-1612 Fax



www.baumtools.com
sales@baumtools.com

Mercedes Tool

General Engine 01

Tool Number	Application	Models	
916-0013	HEX HEAD SOCKET - 8mm 'C' 1/2" DRIVE Use to access head bolts under rocker shaft for R&R and torquing. (See #ST3054-G8 and #ST3149-8)	M116, 117	
ST3054/8G	HEX HEAD SOCKET - 8mm DOGLEG 1/2" DRIVE Special bend for access to head bolts next to exhaust manifold on V8. (See #ST3149-8 and #916-0013 below)	M116, 117	
ST3149-8	UNIVERSAL HEX HEAD SOCKET - 8mm 3/8" DRIVE. Use to remove cylinder head bolts at rear of case. Use with sockets #ST3054-8G and #916-0013.	M116, 117	
ST1054TX-T55	HEADBOLT SOCKET - TORX T55 Special 130mm long T55 TORX headbolt socket for 112 engine. Use with #H992LG-T55 to remove all bolts. Mercedes #000-589-0310	M112, 113, 155, 275, 612	
H992LG-T55	HEADBOLT SOCKET - T55 TORX 90mm 1/2"DR. Special round shaft 96mm long socket for the T55 TORX socket head bolt on cylinder head of late model 6 and 8 cylinder engines.	M112, 113, 155, 275	
ST3004	CYLINDER HEAD SOCKET 12mm XZN X 55mm 1/2"DR. XZN Hex Head Socket-12mm x 55mm 1/2" drive with special short format for cylinder head bolts. See #ST3004.	104, 112, 113, 119, 120	
ST3054X-M12	CYLINDER HEADBOLT SOCKET - 12mm Use to remove and install cylinder head bolts. Tri-square socket head screws (XZN). 12mm 12 point 1/2 square socket, 140 mm long for screws on cylinder head.	M102, 103, 104, 110, 116, 117, 119, 120, 615, 616, 617	
ST3054X-M10	XZN HEX HEAD SOCKET - 10mm X 140mm 1/2" DRIVE Special round shank for head bolts and driveshaft bolts.	M112, 113, 137, 127, OM602, 603, 604, 605, 606, 612, 613, 628, 629, 647, 648	
ST3054X-M8	XZN HEX HEAD SOCKET - 8mm X 140mm 1/2" DRIVE Use to remove and install a variety of head and accessory bolts, particularly on V8 models.	M115, 116, 117	
ST1054/5	HEX HEAD SOCKET - 5mm x 180mm 1/2" DRIVE 5mm x 180mm long body for various engine bolts.	All	





800-848-6657 Toll Free
941-927-1414 Intl'
941-927-1612 Fax



www.baumtools.com
sales@baumtools.com

Mercedes Tool

General Engine 01

Tool Number	Application	Models	
ST3054/8L	HEX HEAD SOCKET - 8mm X 130mm 3/8" DRIVE 130 mm long, 1/2" square drive, for allen screws on cylinder head.	M115, 116, 117	
ST1054/10	HEAD BOLT HEX HEAD SOCKET - 10mm X 160mm Use this long allen head socket to remove and install cylinder head bolts.	M100, 110, 114, 115, 130, 180, OM615, 616, 617	
103-0114	CAMSHAFT SEAL GUIDE SLEEVE - 20 mm Use to install the camshaft sealing ring with cover on. Protects seal lip from damage.	M103, 104, 120	
119-0014	CAMSHAFT SEAL GUIDE SLEEVE Use to mount shaft sealing ring with cover on camshaft.	M119	

Camshaft Aligment Kit M112 & M113



B112-0001K

Use this kit to properly align camshafts during assembly of 6 and 8 cylinder M112 and M113 engines.
Kit includes intake and exhaust gauges and cam turning wrench.

800-848-6657 Toll Free
941-927-1414 Intl'
941-927-1612 Fax








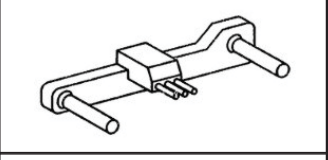




www.baumtools.com
sales@baumtools.com

Mercedes Tool

Cylinder Crankcase

03

Tool Number	Application	Models	
112-0040	VIBRATION DAMPER COUNTER-HOLDER Holds vibration damper when loosening and tightening center bolt. Handle can be extended with commercially available pipe, e.g. 3/4 din 2441, diameter 26.9 x 3.25 mm, length 1000 mm	112, 113, 137	
1106	CYLINDER LEAKDOWN PRESSURE TESTER Check cylinder leakage rate to detect worn or broken rings, gaskets, cylinders and valves. Kit includes: Heavy duty gauges, hose, 10mm and 14mm spark plug port adapters.	All	
111-1231	DIPSTICK TUBE DRIVER Installing tool for dipstick allows easy installation in most models.	M102, 103, 104, 111, 116, 117, 119, 601, 602, 603, 615, 616, 617	
112-0340	FLYWHEEL LOCK Use to lock crankshaft on starter ring gear (mount in starter hole) for vehicles with left and right-hand steering.	M112, 113, 137	
601-0240	FLYWHEEL LOCK Locks flywheel at starter ring gear from the transmission side.	M102, 103, 104, 111, 601, 602, 603, 604, 605, 606, 611, 612, 613	
602-0040	FLYWHEEL LOCK Locks flywheel from the starter side.	M102, 103, 104, 111, 120, 137, 601, 602, 603, 604, 605, 606	
116-0140	FLYWHEEL LOCK Locks crankshaft on starter ring gear.	M110, 115, 116, 117, 119, 615, 616, 617	
110-0040	FLYWHEEL LOCK Use to lock flywheel at starter ring gear.	M110, 615, 616, 617	
119-0114	FRONT CRANKSHAFT SEAL RING SLEEVE For pressing in the front crankshaft radial seal ring	M112, 113, 119, 120	
110-0761	CRANKSHAFT SEALING RING SLEEVE INSTALLER Use to press in the front crankshaft radial seal ring for pulley end of crankshaft.	M110, 116, 117, 123	










800-848-6657 Toll Free
941-927-1414 Intl'
941-927-1612 Fax



www.baumtools.com
sales@baumtools.com

Mercedes Tool

Cylinder Crankcase 03

Tool Number	Application	Models	
111-0843	REAR CRANKSHAFT RADIAL SEAL INSTALLER Tool for pressing rear crankshaft radial seal into position on crankshaft. Additional sleeve with 3 mm offset to the inside for later models.	M102, 111, 112, 113, 137, 275, 601, 602, 603, 604, 605, 606, 628	
ST3676	OIL DRAIN WRENCH - 14mm HEX X 13mm BOX Use for oil service on later models requiring longer bit and smaller ring. For oil, differential and transmission drain plugs. (#117-0207)	W107, 123, 124, 126, 129, 140, 170, 201, 202, 208, 210, 220	
H985-14	OIL DRAIN HEX HEAD SOCKET 14mm 1/2" DRIVE Short body allows easy removal of oil, differential and transmission drain plugs.	All	
H2740	SWIVEL HEX HEAD SOCKET - 6mm 3/8" DR. LONG EXTENSION. Removes and installs water pump hex head bolts.	All	
ST51-27	DRIVE SHAFT SOCKET - 27mm 12 point 1/2" DR. socket for loosening and tightening the center bolt of the crankshaft. All models except 100.	All	DIESEL 
KK22-1	INTERNAL EXTRACTOR COUNTER STAY - SMALL Small counter stay for use with Kukko extractor #KK21-0 thru #KK21-5. (#000-3333)	All	
KK21-2	INTERNAL EXTRACTOR - 14-19mm Use with counter stay #KK22-2 or slide hammer #KK22-01, to remove cover and pilot bearing from crankshaft. (#000-2533)	M110, 114, 115, 116, 117, 123, 130, 180, 615, 616, 617	
W1088	PILOT BEARING PULLER - 10mm - 25mm Universal pilot bearing and bushing puller. Particularly narrow format and sharp lip allows access to even the hardest to get at bushings and bearings without damage.	All	
28	HEAVY DUTY STUD REMOVAL KIT Ideal for pulling threaded studs with a heavy duty impact wrench. Kit includes: bolt, sleeve and 14 collets Collet sizes include: 6x1.0, 7x1.0, 8x1.0, 8x1.25, 9x1.0, 9x1.25, 10x1.25, 10x1.50, 12x1.25, 12x1.50, 14x1.50, 14x2.0, 16x1.5, 16x2.0mm.	All	NEW 

800-848-6657 Toll Free
941-927-1414 Intl'
941-927-1612 Fax



www.baumtools.com
sales@baumtools.com

Mercedes Tool

Cylinder Head, Engine Timing

05

Tool Number	Application	Models	
271-0061	CAMSHAFT RETAINER Retaining device makes it possible to position the camshafts in the installed position. This makes it possible to slacken and tighten the bolts attaching the camshaft gear.	M271	NEW 
271-0140	TIMING CHAIN RETAINER Retainer for drawing in the timing chain. Retains timing chain with camshaft sprockets in proper timing position.	M271	NEW 
000-5843	CHAIN LINK PRESS - DOUBLE ROW Use to press on external lugs and rivets of dip-type fasteners of duplex roller chain. Use with #103-0163 to rivet single row chains. See #966-5843 to remove rivets.	All	
103-0163	CHAIN LINK PRESS ADAPTER - SINGLE ROW Use with tool #000-5843 to rivet single row timing chains.	M102, 103, 104, 111, 112, 113, 116, 166, 602, 603, 611, 612, 613, 640, 646, 647, 648, 668	
112-0963	CHAIN LINK PRESS ADAPTER - DOUBLE ROW Includes: chain guide and press thrust pieces. Use for pressing rivet onto outer link. Use with rivet pressing tool #000-5843. This set comes with #000-5843.	M102, 104, 110, 111, 112, 113, 116, 117, 119, 120, 116, 275, 611, 612, 613, 642, 646, 647, 647, 668	
966-5843	TIMING CHAIN SPLITTER - SINGLE & DOUBLE ROW Use to separate single and double row timing chains without damaging links.	All Engines	
915-0734	CHAIN RAIL PIN PULLER - HEAVY DUTY Pulls sliding rail pins on all models. Includes: Puller and 5mm, 6mm, and 8mm spindles.	All	
116-0134	THREADED ROD - 6 x 50mm Use with chain rail pin puller #915-0734. Set of 5 pins.	M110, 115, 116, 117, 119, 155, 272, 275, OM601, 602, 603, 604, 605, 606, 612, 615, 616, 617, 628, 640, 642	
116-2033	CHAIN RAIL PIN PULLER - SLIDE HAMMER TYPE Removes tensioner rails and rocker pins. Includes: Slide hammer and 5mm, 6mm, 8mm and 10mm threaded pins.	M102, 103, 104, 110, 111, 116, 117, 119, 120, 272, 275, OM601, 602, 603, 606, 612, 615, 616, 617, 628, 640, 642	
116-2033P	CHAIN RAIL PIN PULLER - THREADED ROD SET Replacement threaded rods for #116-2033 chain rail pin puller. Sizes #1160034 - 5x150mm, #116-0134 6x50mm, #116-0234 6x150mm, #616-0034 8x150mm and #116-0334 10x100mm spindles.	All	

800-848-6657 Toll Free
941-927-1414 Intl'
941-927-1612 Fax



www.baumtools.com
sales@baumtools.com

Mercedes Tool

Cylinder Head, Engine Timing

05

Tool Number	Application	Models	
900-0307	A/C IDLER PULLEY ALLEN WRENCH - 8mm x 10mm Special A/C idler pulley wrench allows access to 8mm bolts on 102 and 103 idler pulley, as well as 10mm bolts on 116, 117 V8 models. Also see kit #B9042.	M102, 103, 116, 117	
B112-0001K	CAM ALIGNMENT KIT This kit contains the intake and exhaust cam alignment jigs and the cam holding wrench.	112, 113,	NEW 
112-0032	CAMSHAFT HOLDING PLATE Holds camshaft in 40 degree TDC position. Right side.	M112, 113	
112-0132	CAMSHAFT HOLDING PLATE Holds camshaft in 40 degree TDC position. Left side.	M112, 113	
111-0315	RETAINING PINS (2 pairs) each connected with flexible tubing, for holding camshaft in installation position (25 after ignition TDC)	M111, 119, 604, 605, 606, 611	
112-0001	OPEN END WRENCH - 38mm Special wrench to turn and hold camshaft when installing sprocket gear.	M112, 113	
119-0001	CAMSHAFT TURNING WRENCH Double open end wrench 26.5mm X 27.5mm 256mm long for turning camshaft to assembly position.	M104, 119	
116-0101	CAMSHAFT HOLDING WRENCH Aluminum wrench for holding and turning camshaft during assembly and timing.	M110, 115, 116, 117, OM615, 616, 617	
917-0623	HYDRAULIC LIFTER GAUGE V-8 Measures valve clearance so proper compensating element disk can be installed.	M116, M117 from 1978	
102-0421	HYDRAULIC LIFTER GAUGE - 4 AND 6 CYLINDER Measures valve clearance so proper compensating element disk can be installed.	102, 103	

800-848-6657 Toll Free
941-927-1414 Intl'
941-927-1612 Fax



www.baumtools.com
sales@baumtools.com

Mercedes Tool

Cylinder Head, Engine Timing











05

Tool Number	Application	Models	
112-0440	CHAIN LOADING FIXTURE Use to load timing chain onto sprocket on 6 and 8 cylinder engines.	M112, 113	NEW 
M0037	TIMING CHAIN LOADER V-8 Holds chain tight against cam sprocket so chain can't slip during installation. Cuts time and manpower in half. Early V8 models.	M115, 116, 117	
M0037-104	CHAIN LOADER - M104 Holds chain tight against cam sprocket so chain can't slip during installation. Cuts time and manpower in half.	M104	
M0037-119	CHAIN LOADER - 119 Holds chain tight against cam sprocket so chain can't slip during installation. Cuts time and manpower in half.	M119	
ST3545-17	VALVE ADJUSTER - 17mm CROWFOOT 1/2" DRIVE V8 Special cut out bottom on this wrench allows easy adjustment of valves on V-8 models. (2 piece wrench) (#916-0201)	M115, 116, 117 (except hydraulic lifter types)	
ST3545-14	VALVE ADJUSTER - 14mm CROWFOOT 1/2" DRIVE Use to adjust valves on early 6 cylinder models. (2 piece wrench) (#911-0101)	M180	
615-0001	VALVE ADJUSTING WRENCH SET - 14mm PAIR Diesel valve adjusting wrenches. Use with retaining nut holder #615-0004.	OM615, 616, 617	DIESEL 
615-0003	DIESEL SPRING PLATE HOLDING WRENCH - 30mm Use to hold retaining nut when adjusting valves with wrench pair #615-0001.	OM615, 616, 617	DIESEL 
71B	COMPRESSION GAUGE - 300psi GASOLINE Features flexible hose, side release valve and 10mm and 14mm screw in adapters for spark plug holes.	All, except Diesel	
M70TE	DIESEL COMPRESSION GAUGE - 1000 psi Direct reading compression gauge with hose and quick connect adapter for diesel engines. Please request adapter when ordering.	OM601, 602, 603, 604, 605, 606, 615, 616, 617	DIESEL 

800-848-6657 Toll Free
941-927-1414 Intl'
941-927-1612 Fax



www.baumtools.com
sales@baumtools.com

Tool Number	Application	Models	
M70TE/1	DIESEL COMPRESSION GAUGE ADAPTER - EARLY MODEL NOZZLE Adapter for early large injection nozzle port. 24mm X 2.0mm	OM615, 616, 617	DIESEL 
M70TE/1A	DIESEL COMPRESSION GAUGE ADAPTER - LATE MODEL NOZZLE Adapter for later model diesels with small injection nozzle port. 22mm X 1.5mm	OM601, 602, 603, 606	DIESEL 
M70TE/2	BOSCH GLOW PLUG 18X1.5mm - EARLY MERCEDES Adapter for early large Glow plug port. 18mm X 1.5mm	OM615, 616, 617	DIESEL 
M70TE/2A	BOSCH GLOW PLUG 12X1.5mm - LATE MODELS Adapter for later model diesels with small Glow plug port. 12mm X 1.5mm	OM601, 602, 603, 604, 605, 606, 612, 617 Turbo	DIESEL 
M70TE/X	DIESEL COMPRESSION ADAPTER EXTENSION Use to access deep port injectors or glow plugs on late model engines. Use with adapter #M70TE/2A.	OM604, 605, 606, 612	DIESEL 
M1160	VALVE SPRING COMPRESSOR KIT - 102, 103, 601 ENGINES Use to depress valve springs for replacement of seals, stems, or valves on late model 4 and 6 cylinder engines. Includes: #601-0261, #102-0161, #103-0061	M102, 103 (except 4-valve)	
111-1861	VALVE SPRING COMPRESSOR ARM Use with tool #102-0161 for 102. Use with tool #102-0359 for 102-16 valve. Use with tool #103-0061 for 103 Use with tool #601-0259 for 601. Use with #111-0059 for all others.	M102, 103, 104, 111, 112, 113, 119, 120, OM601, 602, 603, 604, 605, 606	
103-1161	VALVE SPRING COMPRESSOR FOOT - M102/M103 Use with valve compression lever #111-1861 and #102-0359 to compress valve springs on M102 and M103 engines.	M102, 103	
102-1063	VALVE SPRING COMPRESSOR FOOT - 28mm (4 VALVE) Use with valve compression lever #111-1861 and #102-0359 to compress valve springs on 102 2.3L 16 valve engines.	M102	
272-0061	VALVE SPRING COMPRESSOR FOOT Use with #111-2561 to compress valve springs to allow R&R of spring retainer.	M272, 273	

800-848-6657 Toll Free
941-927-1414 Intl'
941-927-1612 Fax













www.baumtools.com
sales@baumtools.com

Mercedes Tool

Cylinder Head, Engine Timing

05

Tool Number	Application	Models	
123-0361	VALVE SPRING COMPRESSOR - 6 CYL. & V-8 Use to depress valve springs for replacement of seals, stems, or valves on pre 1991 6 cylinder (except 110) and 8 cylinder engines through 1991. For 110 engine see #110-0461. All parts are available separately.	M114, 115, 116, 117, 130, 180	
116-0663	VALVE KEEPER REMOVER Special magnetic finger to remove conical valve keepers.	All	
104-0037	VALVE STEM SEAL PLIERS Special tips and 25 degree bend allow easy pulling of valve stem seals.	All	
ST11063	VALVE STEM SEAL PLIERS Use to remove valve stem seals.	All	
H985-12	SHORT ALLEN SOCKET - 12mm 1/2 "DRIVE Extra short hex head sockets for access to tight locations. Sizes available 4, 5, 6, 8, 10, 12, 14, 17 and 19mm. 12, 17and 19mm most common for Mercedes.	All	
H2740	SWIVEL HEX HEAD SOCKET - 6mm 3/8" DR. LONG EXTENSION. Removes and installs various hex head bolts from cylinder head.	All	
W7080	VALVE STEM SEAL INSTALLER Installs 7mm and 8mm valve stem seals. (#119-0043)	M104, 111, 112, 113, 119, 120, 604, 605, 606, 668	
116-0043	VALVE STEM SEAL INSTALLER - 9mm Use to press in the 9mm valve stem seal onto the valve guide sleeve.	M110, 115, 116, 117	
116-0143	VALVE STEM SEAL INSTALLER - 11mm Use to press in the 11mm valve stem seal onto the valve guide sleeve.	M110, 115, 116, 117	
20	DIAL INDICATOR - 10mm RANGE w/0.01mm ACCURACY General purpose metric dial indicator with revolution counter, lug backing, knurled bezel and 58mm diameter face. Use for cam timing, transmission measurements, brake run out and flywheel end play.	All	

800-848-6657 Toll Free
941-927-1414 Intl'
941-927-1612 Fax













www.baumtools.com
sales@baumtools.com

Mercedes Tool

Injection Systems

07

Tool Number	Application	Models	
SDS-BASIC	STAR BASIC DIAGNOSTIC SYSTEM Mercedes Star Basic factory diagnostic system includes DAS. WIS sold separately.	All from 1988	NEW 
SDS-COMPACT3	STAR DIAGNOSTIC SYSTEM - COMPACT 3 Mercedes factory diagnostic system. Includes DAS and WIS systems.	All from 1988	NEW 
DBL800	DEUTRONIC POWER SUPPLY/BATTERY CHARGER Microprocessor controlled charger/power supply to maintain power levels during programming and diagnostics. Microprocessor controlled charging, measuring and monitoring. Built-in interface for computer, programming unit, printer and large display.	All Models.	NEW 
iScan-Mercedes	MERCEDES BENZ DATA SCANNER Use to read and reset fault codes, access live data for road tests, activate components and program/code controllers. See inside cover for more details.	All from 1988	
CS2-CMP38	MERCEDES 38 PIN MULTIPLEXER Use with the CS2000 scanner to automatically switch from one system to another, when performing diagnostics. Can only be used with version 3.6F or PV1.21F or later software. Use with B140-1463A for longer extension.	From 1992-2000	
OBD2-QS	OBD-II / EOBD FAULT CODE READER Quick scan reads and resets OBD-II and EOBD fault codes. Comes with instruction manual with over 2000 fault code definitions.	All models 1994-2006	NEW 
909-0021	LAMDA CONTROL LOOP TESTER - 100/100IR Ratio meter for checking on/off ratio and setting CO levels. Includes late models 100/100IR setting. Connects directly to round 8-pin diagnostic plug. Models 1980-93.	All	
M99	LAMBDA CONTROL TESTER Open/closed loop tester allows analysis on lambda feedback loop. Use to set CO level, check O2 sensor and ECU for proper rich/lean response. Self detects proper wires on 4 wire O2 sensors. Applicable too all models. See #909-0021.	All O2 Sensor Equipped	
M501	THROTTLE POTENTIOMETER TESTER Test the throttle potentiometer used in all late model engines.	M111, M112, 113,	NEW 
140-1463	MUSHROOM 38 PIN BREAK-OUT ADAPTER Allows easy access to the 38-pin diagnostic socket when using scanners CS2000, CS1000 or with a standard DMM.	W129, 140, 170, 202, 203, 208, 210, 220	

800-848-6657 Toll Free
941-927-1414 Intl'
941-927-1612 Fax



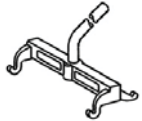









www.baumtools.com
sales@baumtools.com

Mercedes Tool

Injection Systems











07

Tool Number	Application	Models	
B140-1463A	38 PIN X 38 PIN 7' EXT CABLE Extension cable allows use of test equipment while driving or on dynamometer.	W124, 129, 140, 202, 208, 210	HOT 
B1630	RESISTANCE SUBSTITUTION BOX Resistance substitution box allows testing and calibration of dash gauges, injection system sensors, cruise control, and anti theft systems. (#124-0963)	All	
140-0133	MOUNTING LEVER For module from module box.	M104, 119, 120	
A0202	BREAK-OUT BOX - 120-PIN W/CASE Basic 120 pin break out box to test the contacts, continuity, inputs and outputs of a variety of electronic control units. Adapters are available for Bosch, Siemens and TEVES 25, 35, 38, 55, 68 and 88 pin connectors as well as many others.	All	
A0201	BREAK-OUT BOX - 60-PIN W/CASE Basic 60 pin break out box to test the contacts, continuity, inputs and outputs of a variety of electronic control units. Adapters are available for Bosch, Siemens and TEVES 25, 35, 38, 42, 55 and 60 pin connectors as well as many others.	All	
A020201	25-PIN BREAK OUT BOX CABLE KE1, KE2, KE3.1, KE3.5, L2, D-Jet, EZK, 4MATIC	W107, 124, 126, 129, 140, 201	
A020202	35 PIN BREAK OUT BOX CABLE K-Jet, KE3.2, KE3.3, ABS2/2B, ABS (202), EGS	W107, 124, 126, 129, 140, 201, 202	
A020204	55-PIN BOSCH BREAK OUT BOX CABLE KE5.1, KE5.2, ABS 3 & 5 and later, EGS, IFI Diesel, ASR (202).	W124, 129, 140, 202, 208, 210	
A020235	88-PIN BOB ADAPTER HFM Injection. 44 x 44 pins.	W124, 129, 140, 202, 210	
102-0463	TEST HARNESS - EHA Tests CIS-E electronic idle speed control with standard multimeter. (VOM-DMM)	W102, 103, 112, 113, 116, 117	

800-848-6657 Toll Free
941-927-1414 Intl'
941-927-1612 Fax













www.baumtools.com
sales@baumtools.com

Tool Number	Application	Models	
103-0063	TEST CABLE - 3 PIN Use to adapt # 909-0021 to later type idle control units.	M102, 103, 104, 116, 117	
ST10507	CO ADJUSTMENT HEX SCREWDRIVER - 3mm X 380mm long Use to adjust CO and idle mixture control screw on fuel injection distributor. MB #000-589-1411	M102, 103, 110, 116, 117	
ST12975	FUEL LINE CLAMP - 30mm Use to block off fuel line when working on fuel system or removing engine.	All	
1318-R	FUEL INJECTION PRESSURE GAUGE - ECONOMY KIT Checks charging (supply), running and leakage pressures of all types of injection systems. Includes: Gauge (160psi/1100kpa), 3-way switch, hoses and fittings and storage case.	Injected Engines	
1318-M	FUEL INJECTION PRESSURE TEST - MASTER KIT Checks charging (supply), running and leakage pressures of all types of injection systems. Includes: Gauge (160psi/1100kpa), 3-way switch, all hoses, all fittings and storage case.	All Models	
1318/1	GAUGE 0-1100KPA/0-160psi Dual range gauge with 1/4" NPT shank.	Injected Engines	
1318/2	THREE WAY SWITCH Special pressure switch allows easy switching from charge to run to leak pressure testing.	Injected Engines	
1318/4	MALE ADAPTER - 10X1mm X 12X1.5mm Male to Male adapter with dual conic fittings.		
1318/5	FEMALE ADAPTERS Female to Male adapters. Sizes available 8x1mm x 12x1.5mm, 10x1mm x 12x1.5mm, 12x1.5mm x 12x1.5mm, 14x1.5mm x 12x1.5mm. Please specify size when ordering.	All	
1318/6	MALE ADAPTERS Male to Male adapters. Sizes available 8x1mm X 10x1mm, 8x1mm X 12x1.5mm, 8x1mm X 12x1.5mm X 70mm, 12x1.5mm x 12x1.5mm, 14x1.5mm x 12x1.5mm. Please specify size when ordering.	All	

800-848-6657 Toll Free
941-927-1414 Intl'
941-927-1612 Fax



www.baumtools.com
sales@baumtools.com

Tool Number	Application	Models	
1318/8	THREADED BANJO RINGS Threaded banjo rings for testing in tight spots. Sizes available 8mm X 10x1.5mm Male, 10mm X 12x1.5mm. Specify size when ordering.	All	
1318/10	COPPER WASHERS 8, 10 or 12mm Diameter	All	
1318K	UNIVERSAL ADAPTER KIT Contains all the adapters for tool # 1318.	All Models	
1318/11	REPLACEMENT HOSE F/F FLARE - 10mm X 12mm Heavy duty metal braided replacement hose for pressure gauges. 10x1.5mm X 12x1.5mm. Available in 300mm and 500mm lengths.	All	
1318/12	REPLACEMENT HOSE F/F FLARE - 12mm X 12mm Heavy duty metal braided replacement hose for pressure gauges. 12x1.5mm X 12x1.5mm. Available in 300mm and 500mm lengths.	All	
119-0463	LH FUEL PRESSURE HOSE With 7/16-20 tapered SAE angled connection and 12 x 1.5mm union nut for LH fuel injection system (use with tester #103-0021).	M104, 111, 112, 113, 119, 120	
691STE	CARBURETOR SYNCHRONIZER (STE) Plug type base with exchangeable tips for different types of carburetors.	All Carbureted	
691A	'UNI-SYN' CARBURETOR SYNCHRONIZER Round base synchronizer for use on most standard throat carburetors.	M114, 130, 180	
691H	GRADUATE CYLINDER - 1000ML. Use for fuel pump, injection pump, and injector output volume measurements. NALGENE material, non-breakable, resists gasoline and solvents for long life.	All .	
ST11085	FINE REAMERS 0.33 - 2.00mm Tapered reamers allow precision reaming of carburetor main jets, injectors, solenoids and other small orifices. Set includes 13 reamers and pin vise.	All Models	

800-848-6657 Toll Free
941-927-1414 Intl'
941-927-1612 Fax













www.baumtools.com
sales@baumtools.com

Mercedes Tool

Injection Systems

07

Tool Number	Application	Models	
M24D	DIESEL INJECTION NOZZLE TESTER Test opening pressure, spray pattern, and cleans injectors. Kit includes: Gauge (7000psi/500bar) pump and steel adaptor line. May be upgraded to test gasoline injectors.	All Diesel Engines	DIESEL 
M500	GLOW PLUG ANALYZER Use to test 12 volt glow plug systems in late model diesel engines.	All diesel models	NEW 
M502	DIESEL FUEL PRESSURE TESTER Measures the diesel fuel pressure in high pressure CDI type engines.	Diesel from 1997 on.	NEW 
601-0514	INJECTION PUMP CENTERING SLEEVE - DIESEL Aligns injection pump for proper timing during removing and installing of injection pump.	OM601, 602, 603, 605, 606	DIESEL 
617-0821	DIESEL TIMING TOOL - STATIC Position transmitter to measure start of fuel delivery using the RIV method.	OM601, 602, 603, 605, 606, 617.95	DIESEL 
601-0521	INJECTION PUMP LOCK PIN - LATE MODEL Locks diesel pump cam to maintain timing during pump installation.	OM601, 602, 603, 605, 606, 617	DIESEL 
900-8673	INJECTION PUMP LOCK PIN - EARLY MODEL Locks diesel pump cam to maintain timing during pump installation.	OM615, 616, 617, 621	DIESEL 
936-0223	DIESEL DRIP TUBE Use to adjust start of fuel delivery.	OM615, 616, 617 to 1983	DIESEL 
916-0021	VACUUM CONTROL ADJUSTING ROLLER Use to measure vacuum pressures to vacuum control valve.	OM616, 617.91, 617.95	DIESEL 
ST51-27	DIESEL NOZZLE SOCKET - 27mm Special 12 point 1/2" DR. socket with interior relief to accommodate the small leakage return tubes on top of injection nozzle. Also available in Hazet brand.	OM601, 602, 603,612, 615, 616, 617, 646, 647, 648	DIESEL 

800-848-6657 Toll Free
941-927-1414 Intl'
941-927-1612 Fax










www.baumtools.com
sales@baumtools.com

Mercedes Tool

Injection Systems

07

Tool Number	Application	Models	
606-0009	INJECTION NOZZLE SOCKET - 22mm Use for removal and installation of diesel injection nozzle.	OM604, 605, 606	DIESEL 
617-0109	SERRATED WRENCH SOCKET Use to remove and install the injection pump stub pipe and pressure valve on diesel pumps.	OM601, 602, 603, 605, 606, 617	DIESEL 
H4561	DIESEL PUMP MOUNT BOX WRENCH - 13mm Special 'L' wrench to access injection pump mount screws.	OM601, 615, 616, 617	DIESEL 
ST10627	GLOW PLUG CONNECTOR PLIER Use to remove and install the glow plug connectors on S class diesel models from 2000 onward.	OM611, 612, 613, 628, 640, 642, 646, 647, 648	DIESEL 
ST3047-12	GLOW PLUG SOCKET - 12mm Special deep 12mm socket for removing and installing glow plugs in tight spaces.	OM601, 602, 603, 606	NEW 
ST4335-12	GLOW PLUG SOCKET WRENCH Special 12mm socket wrench to remove "pencil" type glow plugs in the tightest places.	OM601, 602, 603, 604, 605, 606, 617.95	DIESEL 
ST4335-21	GLOW PLUG SOCKET WRENCH Special 21mm socket wrench to remove glow plugs in the tightest places.	OM615, 616, 617	DIESEL 
H4550	INJECTION LINE CROWFOOT - 17mm 3/8"DR. Special wrench for injection lines.	OM615, 616, 617, 602, 642	DIESEL 
H4550-2	CROWFOOT FLARE LINE WRENCH - 19mm Remove and install gas tank supply line.	OM601, 602, 603, 617	DIESEL 
ST440-14	CROWFOOT SOCKET - 14mm 1/4" DRIVE Use to access injection pipe cap nuts.	OM601, 602, 603, 604, 605, 606, 611, 612, 613, 628, 640, 646, 647, 648, 661, 662, 668	NEW 

800-848-6657 Toll Free
941-927-1414 Intl'
941-927-1612 Fax






www.baumtools.com
sales@baumtools.com

Mercedes Tool

Injection Systems

07

Tool Number	Application	Models	
601-0008	INJECTION PUMP SPLINED WRENCH Use for rotating the injection pump camshaft.	OM601, 602, 603, 604, 605, 606	DIESEL 
M0035A	GAS TANK SOCKET - 46mm Use to remove fuel tank filter body and fuel gauge sending units.	All	
T13-22	HEX HEAD BIT - 22mm Use to remove gas tank drain plugs on late model cars.	All from 1980 to present	

800-848-6657 Toll Free
941-927-1414 Intl'
941-927-1612 Fax





www.baumtools.com
sales@baumtools.com

Mercedes Tool

V-Belts

13

Tool Number	Application	Models	
ST1009DC	PULLEY MOUNT BOLT WRENCH - 10mm Special 10mm allen wrench 500mm long. Use to loosen and tighten the mount bolts of the idler pulley when adjusting v-belt of refrigerant compressor.	M116, 117, 119	
900-0307	A/C IDLER PULLEY ALLEN WRENCH - 8mm x 10mm Special A/C idler pulley wrench allows access to 8mm bolts on 102 and 103 idler pulley, as well as 10mm bolts on 116, 117 V8 models. Also see kit #B9042.	M102, 103, 116, 117	

Mercedes/BMW Fan Service Kit



B9042

Kit Contains:

- 32mm - BMW Viscous Fan Nut
- BMW Pulley Holder #113150
- 36mm - Mercedes Viscous Fan Nut
- 65mm - Mercedes Fan Clutch Nut
- Mercedes Fan pulley holder #113-0040
- Mercedes Water Pump holder #103-0040
- Fan Belt Service/Idler Pulley Wrench 8mm and 10mm #900-0037

800-848-6657 Toll Free
 941-927-1414 Intl'
 941-927-1612 Fax



www.baumtools.com
 sales@baumtools.com

Mercedes Tool









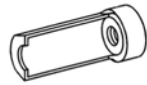
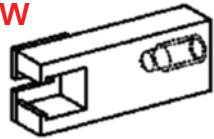
Ignition 15

Tool Number	Application	Models	
ST3762	SPARK PLUG SOCKET - 16mm with TORQUE LIMITER Special swivel 16mm spark plug socket with built in 20Nm torque limiter. 465mm long with T handle.	M102, 103	NEW 
66US-16	SPARKPLUG SOCKET-MAGNETIC-16mm 16mm (5/8") Sparkplug socket with internal magnet for use on engines with deep seated peanut sparkplugs.	M102, 103, 104, 111, 112, 113, 119, 120, 137, 272, 273, 275, 902, 903	
66US-21	SPARKPLUG SOCKET-MAGNETIC-20.8mm 20.8mm (13/16") Sparkplug socket with internal magnet for use on engines with deep seated sparkplugs.	M100, 110, 114, 115, 116, 117, 130, 180	
ST7600	TORQUE LIMITER 15-35Nm Adjustable torque limiter for use with 16mm spark plug socket.	All	NEW 
ST3047-12	GLOW PLUG SOCKET - 12mm Special deep 12mm socket for removing and installing glow plugs in tight spaces.	OM601, 602, 603, 606	NEW 
B103-0037	SPARK PLUG WIRE PLIERS - EXTRA LONG Use to remove the 'BERU' type wires on late model cars. Wide grip section and special angle make it easy to remove plug wires without separating crimps.	All	
103-0037	SPARK PLUG WIRE PLIERS Use to remove the 'BERU' type wires on late model cars. Wide grip section and special angle make it easy to remove plug wires without separating crimps.	All	
220-0099-33	TEST CABLE - RELAY BRIDGE 16 ampere fused cable for protection of electrical components against faulty contacts	W102, 103, 104, 110.92/98, 99, 111, 112, 113, 116, 117, 119, 120, 137, 601, 602.91/96/97, 615, 616, 617.91/95	NEW 
B1630	RESISTANCE SUBSTITUTION BOX Resistance substitution box allows testing and calibration of dash gauges, injection system sensors, cruise control, and anti theft systems. (#124-0963)	All	

800-848-6657 Toll Free
941-927-1414 Intl'
941-927-1612 Fax




www.baumtools.com
sales@baumtools.com

Tool Number	Application	Models	
ST3676	OIL DRAIN WRENCH - 14mm HEX X 13mm BOX Use for oil service on later models requiring longer bit and smaller ring. For oil, differential and transmission drain plugs. (#117-0207)	M102, 103, 104, 110, 116, 117, 119, 120, 601, 602, 603, 604, 605, 615, 616, 617	
103-0209	OIL FILTER WRENCH - 14 POINT 74mm 3/8" DRIVE Socket type filter remover for spin on oil filters and filter housings. Reinforced construction and side lock bolts to remove the most stubborn filters. Also see #H2172.	M102, 103, 104, 111, 112, 113, 119, 120, 137, 155, 272, 275, 285, 611, 612, 613, 628, 646, 647, 648	
B1407	OIL FILTER SOCKET SET 3 socket set 27mm, 32mm and 36mm for oil filter housings on Mercedes and Smart cars.	OM364, 366, 604, 605, 606	NEW 
B6700	"JAWS" OIL FILTER REMOVER Special "vise-grip" action makes this the best oil filter remover yet.	All	
H2739G-T50	UNIVERSAL JOINT TORX SOCKET - T50 Use to remove and install TORX bolt on oil pump when removing oil pump with lower oil pan removed. Universal 3/8" square drive, 52mm long bit length. (#112-0010)	M112, 113	
120-0621	OIL LEVEL DIPSTICK Use to measure oil level and check length of oil dipstick guide pipe in shop. See #115-1521 for tulip shaped flared oil dipstick guide tubes found in early models.	M103, 104, 111, 119, 120, OM603, 604, 605, 606	
120-0721	OIL LEVEL DIPSTICK Use to measure oil level and check length of oil dipstick guide pipe in shop. See #115-1521 for tulip shaped flared oil dipstick guide tubes found in early models. See #120-0621 for vehicles 1996-2003. See 275-0021 for 12 cylinder engine M275.	M112, 113, 271, 272, 642, 646, 647, 648	NEW 
275-0021	OIL LEVEL DIPSTICK Use to measure oil level and check length of oil dipstick guide pipe in shop on new 12 cylinder engines from 2003. See #120-0621 for engines 1996-2003. Also see #120-0721 for engines from 1997-2006	M275	NEW 
111-0034	NOZZLE REMOVAL CLAW Removes oil injection nozzle from crankcase in combination with impact puller #602-0033	M111	
604-0034	OIL INJECTION NOZZLE REMOVAL CLAW Use to remove oil injection nozzle from crankcase in combination with impact puller #602-0033.	OM602, 603, 604, 605, 606	NEW 

800-848-6657 Toll Free
941-927-1414 Intl'
941-927-1612 Fax



www.baumtools.com
sales@baumtools.com

Tool Number	Application	Models	
ST54-14	OIL DRAIN SOCKET - 14mm Use to remove and install 14mm oil drain plugs in engine and transmission.	M110, 115, 116, 117, 615, 616, 617	

Mercedes/BMW Fan Service Kit



B9042

Kit Contains:

- 32mm - BMW Viscous Fan Nut
- BMW Pulley Holder #113150
- 36mm - Mercedes Viscous Fan Nut
- 65mm - Mercedes Fan Clutch Nut
- Mercedes Fan pulley holder #113-0040
- Mercedes Water Pump holder #103-0040
- Fan Belt Service/Idler Pulley Wrench 8mm and 10mm #900-0037











800-848-6657 Toll Free
 941-927-1414 Intl'
 941-927-1612 Fax



www.baumtools.com
sales@baumtools.com

Mercedes Tool

Engine Cooling 20

Tool Number	Application	Models	
113-0001	FAN CLUTCH WRENCH - 36 mm OPEN-END Use to loosen and tighten fan clutch. Use with torque wrench #ST730/5 and holding tool #113-0040.	M111, 112, 113, OM604	
B113-0001	SPECIAL THIN WRENCH - 36mm Use to loosening and tightening of the fan coupling nut. Use with holding tool #113-0040. Also see kit B9042.	All	NEW 
120-0201	FAN HUB WRENCH - 65mm Special open-end 65mm wrench for fastening fan hub. Also see kit #B9042.	M103, 104, 119, 120	
113-0040	FAN CLUTCH HOLDING TOOL Holds pulley when removing and installing fan clutch. Use with open end wrench #111-0201 and torque wrench #001-7221. (Replaces #119-0240 and #111-0040). Also see kit #B9042.	M111, 112, 113, 119	
103-0040	FAN HOLDING TOOL Use to hold fan pulley while loosening and tightening screws in viscosity fan couplings. Use with tool # 103-0109 or tool # 102-0308. Also see kit #B9042.	M103, 104	
B9042	RADIATOR FAN WRENCH SET This 11 piece wrench set contains 32, 36, & 65mm wrenches for removing fan clutch. Also contains fan clutch holders and V8 fan belt service tools.	All	NEW 
ST3049-8	SHORT HEX HEAD SOCKET - 8mm X 24mm LONG 3/8" DR. Removes screws on viscosity fan couplings and pulley facings. (#103-0109)	M103, 104, 119, 120, 602, 603, 605, 606	
ST1009DC	PULLEY MOUNT BOLT WRENCH - 10mm Special 10mm allen wrench 500mm long. Use to loosen and tighten the mount bolts of the idler pulley when adjusting v-belt of refrigerant compressor.	M116, 117, 119	
900-0307	A/C IDLER PULLEY ALLEN WRENCH - 8mm x 10mm Special A/C idler pulley wrench allows access to 8mm bolts on 102 and 103 idler pulley, as well as 10mm bolts on 116, 117 V8 models. Also see kit #B9042.	M102, 103, 116, 117	
603-0040	PULLEY HOLDING TOOL Use to hold water pump pulley while loosening and tightening screws. Use with tool # 103-0110	OM602, 603, 604, 605, 606, 611	

800-848-6657 Toll Free
941-927-1414 Intl'
941-927-1612 Fax



www.baumtools.com
sales@baumtools.com

Mercedes Tool

Engine Cooling 20

Tool Number	Application	Models	
H2740	SWIVEL HEX HEAD SOCKET - 6mm 3/8" DR. LONG EXTENSION. Removes and installs water pump hex head bolts.	All	
ST12506	FLEXIBLE HOSE CLAMP HEX NUT DRIVERS Use to remove hose clamps with worm-drive threads. Sizes 5, 6, 7, 8 and 10mm available. Please specify size when ordering. See # H798-5 for late model "Corbin" clamps. 7mm is the most common Mercedes size.	All	
B1027	HOSE CLAMP PLIERS - CORBIN TYPE Special tips allow easy handling of 'corbin clamps' on radiator and emission control hoses.	All Late Models	NEW 
ST10623/1	CORBIN CLAMP PLIERS Locking type pliers with rotating jaws to access even the hardest to reach clamps. 290mm Long.	All models	
210-0363	RADIATOR CAP ADAPTER Use fo testing threaded radiator cap with stant type tester..	140, 202, 210, 463	
FZ19	RADIATOR ADAPTER - EARLY TYPE Adapts US type radiator pressure testers to early model radiators with large caps.	All before 1968	
FZ20	RADIATOR RESERVOIR ADAPTER This is the radiator reservoir adapter for testing reservoir integrity. Models 1996 And later. (MB #210-589 009100)	W124, 129, 140, 163, 170, 171, 199, 202, 203, 208, 209, 210, 211, 215, 219, 220, 221, 230, 240, 461, 463, 464	NEW 

800-848-6657 Toll Free
941-927-1414 Intl'
941-927-1612 Fax






www.baumtools.com
sales@baumtools.com

Mercedes Tool

Clutch & Pedal Linkage

25

Tool Number	Application	Models	
115-0723	CLUTCH GAUGE Inspection gauge for clutch wear.	W107, 123, 124, 126, 129, 140, 163, 170, 201, 202, 203, 208, 210, 460, 461, 463	
C-26	CLUTCH ALIGNMENT PIN Center pin for clutch pressure plate. Same as #201-0815.	W124, 201, 203, 170	
000-4731	UNIVERSAL CLUTCH CENTERING TOOL - 15-28mm Use to center clutch disc with clutch pressure plate	W107, 123, 124, 126, 129, 140, 163, 168, 169, 170, 171, 201, 202, 203, 208, 209, 210, 211, 245.2, 414, 639	NEW 



**The worlds most advanced pulling technology
German by Design**

800-848-6657 Toll Free
941-927-1414 Intl'
941-927-1612 Fax













www.baumtools.com
sales@baumtools.com

Mercedes Tool

Manual Transmission







26

Tool Number	Application	Models	
915-0107	DRIVESHAFT GROOVE NUT SOCKET Removes the output shaft nut on manual transmissions.	716.0/1/2, 717.0/40	
986-1107	MAINSHAFT/JOINT FLANGE GROOVE NUT SOCKET Removes groove nut on the main shaft and joint flange of manual transmissions.	G72	
111-0507	GROOVE NUT SOCKET - MAINSHAFT Removes transmission mainshaft groove nut.	G76/18, G76/18A, G76/27, G76/27A, G76/27-5	
ST51-30	DRIVE FLANGE SOCKET - 30mm EXTRA DEEP 12 point 1/2" DR. with thin walls and deep broaching for collar nut on drive flange.Replaces #126-0209.	711, 716, 717	
ST3676	OIL DRAIN WRENCH - 14mm HEX X 13mm BOX Use for oil service on later models requiring longer bit and smaller ring. For oil, differential and transmission drain plugs. (#117-0207)	716, 717	
ST54-14	OIL DRAIN SOCKET - 14mm Use to remove and install 14mm oil drain plugs in manual transmissions.	716, 717	
H2756-17	SWIVEL SOCKET-17mm 1/2" DRIVE Use to R&R manual transmission gearbox.	All	
H2756-19	SWIVEL SOCKET-19mm 1/2" DRIVE Use to R&R manual transmission gearbox.	All	
KK70-2	BALL BEARING PULLER SET Complete set of ball bearing extractors for 6000-6013, 6200-621, 6300-6311 and 6403-6408 type bearings. Replaces #000-9433 and #001-0233. Replacement arms available.	All	
KK17-K	KUKKO BEARING & GEAR PULLER KIT Special reinforced bearing separator and drive cross member for removing bearing inner race from the drive flange on rear wheel bearing. From Kukko of Germany.	All	

800-848-6657 Toll Free
941-927-1414 Intl'
941-927-1612 Fax



www.baumtools.com
sales@baumtools.com

Tool Number	Application	Models	
KK20-10	GEAR AND BEARING PULLER - SLIDING JAW This 2 arm sliding jaw puller is ideal for transmission and differential gears, ball bearings and tapered roller bearings. For applications requiring longer arms see #KK1-250-P for extra long arms (250mm long).	All	
KK1-250-P	PULLER ARMS - 250mm LONG (2) Extra long arms for puller #KK20-10 allows removal of bearings and gears from long shafts, such as reverse and 5th gear.	All	
KK22-2	INTERNAL EXTRACTOR COUNTER STAY - LARGE Large counter stay for use with Kukko extractor #KK21-3 thru #KK21-8.	All	
KK22-1	INTERNAL EXTRACTOR COUNTER STAY - SMALL Small counter stay for use with Kukko extractor #KK21-0 thru #KK21-5. (#000-3333)	All	
KK21	INTERNAL EXTRACTORS Large range of internal extractors for use with #KK22-1 and kk22-2. Sizes range from 5mm to 100mm in diameter. Use #KK21-2 to remove outer bearing races from clutch and gear case housings.	All	
KK21-2	INTERNAL EXTRACTOR - 14-19mm Use with counter stay #KK22-2 or slide hammer #KK22-01, to remove outer bearing races from clutch and gear case housings. (#000-2533)	714.6, 717	

800-848-6657 Toll Free
941-927-1414 Intl'
941-927-1612 Fax













www.baumtools.com
sales@baumtools.com

Mercedes Tool

Automatic Transmission

27

Tool Number	Application	Models	
B7200	SHIFT SHAFT BUSHING INSTALLER Use to install nylon shift shaft bushing.	All	NEW 
iScan-Mercedes	MERCEDES BENZ DATA SCANNER Use to read and reset fault codes, access live data for road tests, activate components and program/code controllers. See inside cover for more details.	722.5, 722.6, 722.7, 722.9	
140-1463	MUSHROOM 38 PIN BREAK-OUT ADAPTER Allows easy access to the 38-pin diagnostic socket when using scanners CS2000, CS1000 or with a standard DMM.	W129, 140, 170, 202, 203, 208, 210, 220	
1090	TRANSMISSION PRESSURE GAUGE SET Dual gauges allow testing of automatic transmission shift pressures. Kit includes: Two gauges 160psi and 300psi, hook and sufficient hose to bring gauges into car for road tests.(#123-0421).	720.1, 722.0, 722.1, 722.2, 722.3, 722.4, 722.5, 722.6	
140-1521	FLUID LEVEL DIPSTICK - TRANSMISSION Use to determine fluid level of the 722.6 transmission..	722.6	
168-0121	OIL LEVEL DIPSTICK For determining oil level height.	716.5, 722.7, 722.8	
ST51-30	DRIVE FLANGE SOCKET - 30mm EXTRA DEEP 12 point 1/2" DR. with thin walls and deep broaching for collar nut on drive flange.	722.3, 722.4, 722.5, 722.6, 722.9	
915-0107	DRIVESHAFT GROOVE NUT SOCKET Removes the large type driveshaft nut on automatic transmissions.	722.0, 722.1, 722.3	
915-0807	DRIVESHAFT GROOVE NUT SOCKET Removes the small driveshaft nut.	722.0, 722.1, 722.3	
986-1107	DRIVESHAFT GROOVE NUT SOCKET Removes the driveshaft nut on swing axle.	K4A025, K4B050	

800-848-6657 Toll Free
941-927-1414 Intl'
941-927-1612 Fax













www.baumtools.com
sales@baumtools.com

Mercedes Tool

Automatic Transmission

27

Tool Number	Application	Models	
208-0021	CLUTCH PACK COMPRESSOR Compresses clutch packs K1, K2, K3 and brake bands B1 and B2. 1000N.	722.6, 722.8, 722.9	
201-0359	BRAKE BAND PISTON LOADER Assembly tool for brake band piston B1.	720.1, 722.0, 722.1, 722.3, 722.4, 722.5	
201-1243	SNAP RING ASSEMBLY TOOL Installs snap ring on spring plate for K1, K2, B3.	722.3, 722.4, 722.5	
126-0314	CLUTCH PISTON INSTALLING SLEEVE Use to guide the clutch piston K1 (127 mm) and K2 into outer disk carrier (Use with sleeve #201-0214).	722.3, 722.5	
126-1014	CLUTCH PISTON GUIDE SLEEVE Use to guide the clutch piston K1 (118 mm) into the outer disk carrier (Use with sleeve #140-0014).	722.3, 722.5	
140-0014	CLUTCH PISTON GUIDE SLEEVE For guiding clutch piston K1 and K2 into the outer disk carrier. (Use with sleeves #126-0314 and #126-1014).	722.3, 722.5	
126-0414	REVERSE GEAR PISTON GUIDE SLEEVE Use to guide the reverse gear piston into front cover.	722.3, 722.5	
126-0431	AXIAL PLAY PARALLEL REST Use to measure axial play on front and rear planetary gear set.	722.3, 722.4, 722.5	
129-0623	GAUGING DISK For measuring axial play on rear planetary gear set. (HCB A1037-2)	722.3, 722.4, 722.5	
126-0621	MEASURING SCREW For checking free travel on brake band piston B1.	722.3, 722.5	

800-848-6657 Toll Free
941-927-1414 Intl'
941-927-1612 Fax













www.baumtools.com
sales@baumtools.com

Mercedes Tool

Automatic Transmission



27

Tool Number	Application	Models	
201-0114	CLUTCH PISTON GUIDE SLEEVE Installs K1 (135mm) clutch piston into outer disk carrier. 4 speed.	722.4	
201-0214	GUIDE SLEEVE Use to guide reverse gear piston into front cover. 4 speed.	722.4	
201-0721	BRAKE BAND PISTON GAUGE Measuring screw with plate for free travel on brake band piston B1.	722.4	
112-0161	CLUTCH PISTON GUIDE SLEEVE Installs K1 (135mm) 134 ID, 136 OD clutch piston into outer disk carrier.	K4A025, K4C025, K4C025(rein), 722.1	
916-0011	SECONDARY PUMP SCREWDRIVER Use to remove the screw plug on the secondary pump.	K4C025, K4C025(rein.), W4B025, K4A040, W3A040/270, W3A040/310, W3B050	
KK70-2	BALL BEARING PULLER SET Complete set of ball bearing extractors for 6000-6013, 6200-621, 6300-6311 and 6403-6408 type bearings. Replaces #000-9933 and #116-0733. Replacement arms available.	All	
KK17-K	KUKKO BEARING & GEAR PULLER KIT Special reinforced bearing separator and drive cross member for removing bearing inner race from the drive flange on rear wheel bearing. From Kukko of Germany.	All	
KK20-10	GEAR AND BEARING PULLER - SLIDING JAW This 2 arm sliding jaw puller is ideal for transmission and differential gears, ball bearings and tapered roller bearings. For applications requiring longer arms see #KK1-250-P for extra long arms (250mm long).	All	
KK1-250-P	PULLER ARMS - 250mm LONG (2) Extra long arms for puller #KK20-10 allows removal of bearings and gears from long shafts, such as reverse and 5th gear.	All	
KK22-2	INTERNAL EXTRACTOR COUNTER STAY - LARGE Large counter stay for use with Kukko extractor #KK21-3 thru #KK21-8.	All	

800-848-6657 Toll Free
941-927-1414 Intl'
941-927-1612 Fax



www.baumtools.com
sales@baumtools.com

Tool Number	Application	Models	
KK22-1	INTERNAL EXTRACTOR COUNTER STAY - SMALL Small counter stay for use with Kukko extractor #KK21-0 thru #KK21-5. (#000-3333)	All	
KK21	INTERNAL EXTRACTORS Large range of internal extractors for use with #KK22-1 and kk22-2. Sizes range from 5mm to 100mm in diameter.	All	

SHIFT SHAFT BUSHING INSTALLER



B7200

Special pliers for installing the nylon shift shaft bushing found on most Mercedes models. Also works on Ford and other makes.

800-848-6657 Toll Free
941-927-1414 Intl'
941-927-1612 Fax



www.baumtools.com
sales@baumtools.com

Mercedes Tool

Suspension



32

Tool Number	Application	Models	
220-0061	AIRMATIC STRUT SEAL REMOVER Use to remove the top seal on the front airmatic suspension strut.	W220	NEW 
924-0231	SUSPENSION SPRING COMPRESSOR Compresses front and rear axle springs in the car on models with idler arm and some MacPherson type suspensions. See #H4900 for late model 210, 163, and V class. Telescopic construction range 120mm-325mm.	W116, 123, 124, 126, 129, 140, 170, 201, 202, 210	
iScan-Mercedes	MERCEDES BENZ DATA SCANNER Use to read and reset fault codes, access live data for road tests, activate components and program/code controllers. See inside cover for more details.	W210, 215, 220, 230	
QP1000	TORSION BAR SAVER Torsion bar savers allow replacement of the torsion bar ends with torsion bar still in place in the vehicle.	W123, 126	NEW 
1117J	MACPHERSON STRUT SPRING COMPRESSOR Compresses all types of MacPherson style coil springs front and rear. Includes three sets of jaws (2) for 110, 120 and 130mm springs found in most Mercedes.	W163, 164, 171, 203, 209, 210, 211, 219, 230, 245, 251	NEW 
1117V	MACPHERSON STRUT VICE ADAPTER This vice adapter holds the MacPherson strut when off the vehicle.	All	NEW 
211-0763	EMERGENCY BUMPERS FRONT & REAR Use to move vehicle when airmatic system is disabled during repair.	W211, 219	NEW 
221-0031	EMERGENCY BUMPERS- SET Use to move vehicle when airmatic system is disabled during repair.	W221	NEW 
KK129-0	UNIVERSAL BALL JOINT PULLER 2-STAGE Scissor type puller allows access to difficult to reach and obstructed ball joints. 2-stage action allows removal of spindles up to 50mm in length. Mfg. by Kukko of Germany.	All	
H2594	RETAINER WRENCH Oval retainer for front shocks. Use with ST20-17x19 17mm offset wrench to adjust damper tension.	W107, 108, 109, 111, 113, 114, 115, 116 & 123.	

800-848-6657 Toll Free
941-927-1414 Intl'
941-927-1612 Fax



www.baumtools.com
sales@baumtools.com

Tool Number	Application	Models	
203-0007	SUSPENSION STRUT SOCKET Pin wrench socket for the removal of the suspension strut retainer nut.	W203	
ST20-17x19	DOUBLE OFFSET WRENCHS - 75 degree 17X19mm - Use with #H2594 to adjust shock absorber damper tension. Special deep offset box end wrenches. Use to adjust shock absorber retainer nuts.	All	


Torsion Bar Saver W123, W126 S-Class

Mercedes S-Class W123 and W126 chassis are prone to failure of the torsion bar end. Over time the torsion bar end gets rusty and eventually the thinner part of the bar will break off rendering the vehicle unsafe to drive. Currently the only way to fix this is to replace the entire torsion bar, which is a major undertaking requiring approximately 20 hours. Most customers are unwilling to spend the money to make the repair.

With this kit the torsion bar can remain on the vehicle and the job takes about 1 hour (much less with experience).



#QP1000



- First loosen the upper control arm mount on torsion bar.
- Next remove the bolt, washer and rubber mount from torsion bar end.
- Cut the torsion bar end off to approximately 1/2" back from the thin section.
- Clean end and weld the Torsion Bar Saver in place.
- Install upper control arm outer bushings and tighten.

The kit includes new bushings, washers, bolt and special stainless steel repair piece.

800-848-6657 Toll Free
941-927-1414 Intl'
941-927-1612 Fax



www.baumtools.com
sales@baumtools.com

Mercedes Tool





Front Axle 33

Tool Number	Application	Models	
B140-0043	LOWER CONTROL ARM BUSHING KIT FRONT & REAR - W140 Use to remove and install the front & rear rubber mount bushings from the lower track control arm with the arm in place on the car.	W140	NEW 
B202-0143	LOWER CONTROL ARM BUSHING KIT FRONT & REAR - W202 Removal and installation tool for rear rubber mount on the lower wishbone for W170 and W202 chassis. Also installs front mount on W208 chassis.	W170, 202, 208	NEW 
B208-0043	LOWER WISHBONE REAR MOUNT KIT Use to R&R the rear "hydraulic" type bushing on the lower control arm (wishbone).	W208	NEW 
B210-0043	LOWER CONTROL ARM BUSHING KIT FRONT & REAR - W210 Puller and installation tool for rubber mount front & rear lower wishbone mount.	W210	NEW 
126-0143	LOWER WISHBONE REMOVER & INSTALLER TOOL Puller and installation tool for rubber mounts-lower wishbone. Also see #B129-0043.	W116, 123, 124, 126, 201	
B220-0643	TORQUE STRUT BUSHING KIT Use to replace the sub frame bushings on the torque strut control rods.	W171, 203, 209, 211, 215, 220, 230	NEW 
385-0007	GROOVE NUT SOCKET Use to remove and install the retaining nut on the supporting jpoint of the bottom wishbone in the front and rear axle.	W163	NEW 
124-0543	BALL BEARING REMOVER & INSTALLER TOOL Puller and installer tool for angular ball bearing from steering knuckle. (4MATIC)	W124.2, 124.3	
220-0061	AIRMATIC STRUT SEAL REMOVER Use to remove the top seal on the front airmatic suspension strut.	W220	NEW 
220-0343	BALL JOINT INSTALLATION PRESS Use to install the ball joint into the steering knuckle on late model S, E, CLK, CLS and SL class.	W211, 215, 219, 220, 230	NEW 

800-848-6657 Toll Free
941-927-1414 Intl'
941-927-1612 Fax




www.baumtools.com
sales@baumtools.com

Tool Number	Application	Models	
B129-0343	LOWER WISHBONE SUPPORT JOINT R&R TOOL Use to Remove and install lower ball joint support on the wishbone. Replaces #107-0143.	W124, 129, 201	NEW 
116-0462	BALL JOINT PRESS Presses the ball joint into steering knuckle while the knuckle is in place on the car.	W116, 123, 126	
KK129-0	UNIVERSAL BALL JOINT PULLER 2-STAGE Scissor type puller allows access to difficult to reach and obstructed ball joints. 2-stage action allows removal of spindles up to 50mm in length. Mfg. by Kukko of Germany.	All	
KK128-2	TIE ROD BALL JOINT PULLER - 23-32mm Puller for separating tie rod and steering knuckle ball joints without tearing ball joint boots. Mfg. by Kukko of Germany.	All	

Balljoint Installation Presses

W116,W123,W126



#116-0462

Use to install the steering knuckle balljoint on W116, W123 and W126 with the knuckle in the car.

W124,W201,W129

NEW



#B129-0343

Use to install the steering knuckle balljoint on W124, W201 and W129 with the knuckle in the car.

W211,W215,W219,W220,
W230



#220-0343

Presses the balljoint into the steering knuckle on W220 as well as W211, W215, W219 and W230 chassis.



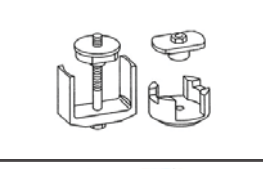







800-848-6657 Toll Free
941-927-1414 Intl'
941-927-1612 Fax



www.baumtools.com
sales@baumtools.com

Mercedes Tool

Rear Axle 35

Tool Number	Application	Models	
203-0043	REAR AXLE CARRIER MOUNT BUSHING KIT This tool kit allows easy removal and installation of the rear carrier mount front and rear bushings.	W203, 209, R171	NEW 
B201-1143	REAR AXLE CARRIER MOUNT REMOVER & INSTALLER KIT Puller and installation tool for front and rear rubber mount from rear axle carrier. See #202-0343 for 170, 202, and 208 chassis.	W124, 129, 201	
202-0343	REAR AXLE CARRIER MOUNT REMOVER & INSTALLER TOOL Puller and installation tool for rear rubber mount from rear axle carrier. See #201-1143 for 124, 129 and 201 chassis.	W170, 202, 208	
B140-0333	REAR AXLE CARRIER BUSHING MOUNT R & R Kit Use to remove and install the front and rear rubber subframe mount on the rear axle carrier.	W140, 220	NEW 
966-0043	DIFFERENTIAL MOUNT BUSHING REPLACEMENT KIT Use to remove and install the rear differential mount bushings.	W124, 140	
B210-0243	DIFFERENTIAL MOUNT BUSHING REPLACEMENT KIT Use to remove and install rubber differential mount bushings in the center of rear axle assembly.	W210	NEW 
124-0543	WHEEL BEARING REMOVER & INSTALLER TOOL Puller and installer tool for wheel bearing in wheel carrier and installation of rear axle shaft flange.	W1214, 129, 163, 170, 201, 202, 203, 208, 209 and 210.	
385-0007	GROOVE NUT SOCKET Use to remove and install the retaining nut on the supporting jpoint of the bottom wishbone in the front and rear axle.	W163	NEW 
915-0207	REAR AXEL BEARING GROOVE NUT SOCKET Rear axel bearing retainer groove nut socket.	W107, 114, 115, 116, 123, 126	
915-0107	REAR AXLE FLANGE GROOVE NUT SOCKET Differential drive pinion flange groove nut socket for use on models with constant velocity joint axels.	W107, 114, 115, 116, 123	











800-848-6657 Toll Free
941-927-1414 Intl'
941-927-1612 Fax



www.baumtools.com
sales@baumtools.com

Mercedes Tool

Rear Axle 35

Tool Number	Application	Models	
111-0507	GROOVE NUT SOCKET - SWING AXEL Removes swing axle flange groove nuts.	W108, 109, 110, 111, 113	
ST51-30	DRIVE FLANGE SOCKET - 30mm EXTRA DEEP 12 point 1/2" DR. with thin walls and deep broaching for collar nut on drive flange.	W107, 123, 124, 126, 129, 140, 168, 170, 201, 202, 208, 210, 463	
201-0009	PINION FLANGE SOCKET - 27mm 3/4" DRIVE Pinion joint flange 12 point socket. Use to remove special retaining nut in late model cars.	W124, 170, 201, 202, 210	
ST3004	HEX HEAD SOCKET 12mm XZN X 55mm 1/2"DR. XZN Hex Head Socket-12mm x 55mm 1/2" drive with special short format for rear axle spring link. (119-589-0010)	W215, 220	
ST3676	OIL DRAIN WRENCH - 14mm HEX X 13mm BOX Use for oil service on later models requiring longer bit and smaller ring. For oil, differential and transmission drain plugs. (#117-0207)	W107, 123, 124, 126, 129, 140, 170, 201, 202, 208, 210, 220	
H985-14	OIL DRAIN HEX HEAD SOCKET 14mm 1/2" DRIVE Short body allows easy removal of oil, differential and transmission drain plugs.	All	
KK21	INTERNAL EXTRACTORS Large range of internal extractors for use with #KK22-1 and kk22-2. Sizes range from 5mm to 100mm in diameter.	All	
KK22-1	INTERNAL EXTRACTOR COUNTER STAY - SMALL Small counter stay for use with Kukko extractor #KK21-0 thru #KK21-5. (#000-3333)	All	
KK22-2	INTERNAL EXTRACTOR COUNTER STAY - LARGE Large counter stay for use with Kukko extractor #KK21-3 thru #KK21-8.	All	
ST54-14	OIL DRAIN SOCKET - 14mm Use to remove and install 14mm oil drain plugs in rear axle.	W107, 123, 124, 126, 129, 140, 170, 201, 202, 203, 208, 210, 215, 220, 230	

800-848-6657 Toll Free
941-927-1414 Intl'
941-927-1612 Fax








www.baumtools.com
sales@baumtools.com

Mercedes Tool

Wheels and Tires

40

Tool Number	Application	Models	
124-1763	WHEEL WEIGHT TOOL Special tool for the removal and installation of wheel weights.	All	
341C	TOE IN GAUGE Universal toe-in gauge allows quick and easy adjustment of front end toe without the use of a lift.	All	
M0030	WHEEL ALIGNMENT GUIDES Use in place of 2 lug bolts to hold wheel in place while installing other lug bolts 12X1.5mm	All	
M0030A	WHEEL ALIGNMENT GUIDES Use in place of 2 lug bolts to hold wheel in place while installing other lug bolts 14X1.5mm.	All	
B1147-48	WHEEL RING SOCKET SET Special Decagon (10 sided) sockets for removal of triplet aluminum alloy steel ring on special SL wheels.	W230	NEW 








800-848-6657 Toll Free
941-927-1414 Intl'
941-927-1612 Fax



www.baumtools.com
sales@baumtools.com

Mercedes Tool

Drive Shaft 41

Tool Number	Application	Models	
KK20-10	GEAR AND BEARING PULLER - SLIDING JAW This 2 arm sliding jaw puller is ideal for transmission and differential gears, ball bearings and tapered roller bearings. For applications requiring longer arms see #KK1-250-P for extra long arms (250mm long).	All	
KK1-250-P	PULLER ARMS - 250mm LONG (2) Extra long arms for puller #KK20-10 allows removal of bearings and gears from long shafts, such as reverse and 5th gear.	All	
T9A-46	VERY THIN WRENCH - 46mm Use to remove driveshaft lock nuts. See # T9A-41 Also see #T9A-SET.	107, 108, 109, 111, 113, 114, 115, 116, 123, 126	
T9A-41	VERY THIN WRENCH - 41mm Use to remove driveshaft lock nuts.	107, 108, 109, 111, 113, 114, 115, 116, 123, 126, 201	
T9A-SET	VERY THIN WRENCH SET Set of 6 very thin wrenches for use in a variety of situations. Sizes 24mm, 27mm, 32mm, 36mm, 42mm, 46mm	All Models	NEW 

800-848-6657 Toll Free
941-927-1414 Intl'
941-927-1612 Fax



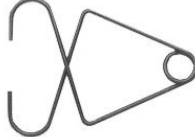









www.baumtools.com
sales@baumtools.com

Mercedes Tool

Brakes

42

Tool Number	Application	Models	
KK126-00	PISTON CALIPER PRESS Use to press calipers back into assembly for easy installation of pads.	ALL	
KK126-01	BRAKE PAD EXTRACTOR Use to pull out brake pads from caliper body.	All	
KK126-02	BRAKE PISTON CLAMP Use to hold the brake piston/caliper assembly with the brake hose attached during assembly or removal.	All	
KK126-03	BRAKE PISTON TURNING PLIER Use to rotate piston caliper during installation.	ALL	
ST12373	BRAKE CALIPER BRUSH Wire brush for cleaning of fixed brake calipers and shoes.	All	
ST440-14	CROWFOOT SOCKET - 14mm 1/4" DRIVE Use for SBC hydraulic lines.	W211, 215, 219, 220, 230, 240	NEW 
000-3523	BRAKE PISTON ANGLE GAUGE - 20 DEGREE 38mm & 35mm Use to set the brake piston angle on 35mm & 38mm diameter pistons.	W107, 114, 115, 116, 123, 124, 126, 129, 140, 201, 202	
112-0961	BRAKE SPRING INSTALLER Use to replace parking brake pressure spring.	All	
116-0162	PARKING BRAKE SPRING HOOK Use to remove and install parking brake return spring.	All	
ST3006	BRAKE BLEEDING WRENCH - 9mm Special wrench with attached 100mm hose for quick brake bleeding. 9mm	All	

800-848-6657 Toll Free
941-927-1414 Intl'
941-927-1612 Fax






www.baumtools.com
sales@baumtools.com

Mercedes Tool

Brakes

42

Tool Number	Application	Models	
ST4335-11	BRAKE BLEEDING WRENCH - 11mm Hollow tubular wrench allows brake line to pass through when bleeding brakes.		
ST4335-9	BRAKE BLEEDING WRENCH - 9mm Hollow tubular wrench allows brake line to pass through when bleeding brakes.		
H797	BRAKE SPRING PLIERS Use to remove and install brake shoe check spring on glued or riveted brakes. Moveable claw locks in any position desired.		

800-848-6657 Toll Free
 941-927-1414 Intl'
 941-927-1612 Fax



www.baumtools.com
sales@baumtools.com

Mercedes Tool

Steering 46

Tool Number	Application	Models	
B900-0059K	IGNITION AND DASH KIT Kit includes early and late model ignition switch cover grippers, retainer nut socket (6/97 and newer), ignition lock release pins, dash removal hooks and radio release keys.	W126, 129, 140, 163, 170, 202, 210, 211, 220, 230, 240, 414, 463	NEW 
900-0059K	DASHBOARD SERVICE TOOL KIT Ignition Lock Removal Pins - 124, 126, 201, Dash Hooks -107, 116, 123, 124, 126, 140, 201, Radio Removal Keys - 129, 140, 202, 210.	W107, 123, 124, 126, 129, 140, 201	NEW 
210-0007	IGNITION LOCK COVER REMOVER Special socket for removal of ignition lock cover. Replaces Mercedes #129 589 00 007 00.	W129, 140, 164, 169, 171, 199, 202, 203, 208, 209, 210, 211, 215, 219, 220, 221, 230, 240, 245, 251, 414,	
202-0014	IGNITION LOCK REMOVING SLEEVE Use to aid in removal and installation of the ignition lock cover. Also see #210-0007	W126, 129, 140, 163, 170, 202, 210, 414	
126-0714	IGNITION LOCK COVER REMOVER Rubberized interior allows easy turning of inner lock cover particularly on W126-and 124 chassis. Use with tool # 900-0059.	W116, 123, 124, 126, 201	
900-0059	IGNITION LOCK RELEASE WIRES Wires allow depression of lock retainers for easy removal of ignition switch. Use with tool # 126-0714 or #202-0014	W126, 124, 129, 140, 201, 210	
H4550-2	CROWFOOT LINE WRENCH - 19mm Use to remove and install high pressure hose at steering pump. (#314-0103)	W124, 129, 140, 201, 202	DIESEL 
116-0621	STEERING POSITION CHECK SCREW Use to center steering gear for correct positioning of steering wheel during installation.	W107, 114, 115, 116, 123, 126 (LS90, L1Z)	
201-0821	STEERING POSITION CHECK SCREW Use to center steering gear for correct positioning of steering wheel during installation.	W107, 114, 115, 123, 201 (LS1, L1Z, LS68)	
201-0621	STEERING POSITION CHECK SCREW Use to center steering gear for correct positioning of steering wheel during installation.	W124, 201, (LS68)	

800-848-6657 Toll Free
941-927-1414 Intl'
941-927-1612 Fax



www.baumtools.com
sales@baumtools.com

Mercedes Tool

Steering 46

Tool Number	Application	Models	
108-0233	STEERING PUMP PULLEY PULLER COLLET TYPE Short format of this puller allows it to remove the pump pulley without removing hoses or radiators on some models.	All	
202-0133	DRAG LINK PULLER Use to remove drag link ball joint. Use with pad #129-1063.	W202	
KK204-1	PITMAN ARM PULLER Heavy duty puller with reenforcing cross member for removing pitman arms and drag link arms.	All	
KK129-0	UNIVERSAL BALL JOINT PULLER 2-STAGE Scissor type puller allows access to difficult to reach and obstructed ball joints. 2-stage action allows removal of spindles up to 50mm in length. Mfg. by Kukko of Germany.	All	
KK128-2	TIE ROD BALL JOINT PULLER - 23-32mm Puller for separating tie rod and steering knuckle ball joints without tearing ball joint boots. Mfg. by Kukko of Germany.	All	
ST1445	TAMPER PROOF TORX BIT - T30 Special bit for R&R of screws on airbag control units and sensor mounts.	W124, 126, 129, 201	
ST1295	TORX - T30 X 90mm LONG ST1295 Use to remove screws holding Airbag cover on steering wheel.	All Chassis	





800-848-6657 Toll Free
941-927-1414 Intl'
941-927-1612 Fax



www.baumtools.com
sales@baumtools.com

Mercedes Tool

Fuel Supply 47

Tool Number	Application	Models	
210-0107	FUEL TANK SENDER PIN WRENCH - 5mm Pin wrench for removing and installing lever-type fuel level sensor.	W140, 210	
202-0007	FUEL SENDER PIN WRENCH Use to remove fuel sender retainer nut.	W202	
203-0107	FUEL TANK SENDER SPIDER WRENCH Use to remove and install the locking ring of the fuel tank delivery sensor unit.	W163, 203	
163-0037	FUEL PIPE CONNECTION PLIERS Allows quick release of fuel pipe connections (quick couplers), particularly the fuel pump connection to delivery sensor unit.	W163, 203	
202-0190	TANK CAP WITH PRESSURE HOSE Use to facilitate pressure build-up.	W202	
M0035A	GAS TANK SOCKET - 46mm Use to remove fuel tank filter body and fuel gauge sending units.	All	

800-848-6657 Toll Free
941-927-1414 Intl'
941-927-1612 Fax













www.baumtools.com
sales@baumtools.com

Mercedes Tool

Instrument Cluster

54

Tool Number	Application	Models	
B900-0059K	IGNITION AND DASH KIT Kit includes early and late model ignition switch cover grippers, retainer nut socket (6/97 and newer), ignition lock release pins, dash removal hooks and radio release keys.	W126, 129, 140, 163, 170, 202, 210, 211, 220, 230, 240, 414, 463	NEW 
140-1463	MUSHROOM 38 PIN BREAK-OUT ADAPTER Allows easy access to the 38-pin diagnostic socket when using scanners CS2000, CS1000 or with a standard DMM.	W129, 140, 170, 202, 203, 208, 210, 220	
ST1520	KABLEX CONNECTOR KIT - MERCEDES Includes: Round contact pin extractor 1.5mm & 2.5mm, Flat plug contact removers for 2.8mm, 2-prong contacts 5.8mm, 1.6mm Micro-Timer II and III, 9.5mm Maxi-Power Timer, 5.5, 8,5mm and twin secondary lock device and E-95 extractor.	All	
140-1321	CLOSED-CIRCUIT CURRENT TEST ADAPTER 2 For checking closed-circuit current consumption of electric circuit (for maxi-flat pin fuses).	R129 as of 1.9.95, W140, 163, 168, 171, 202, 208, 210, 220	
140-1221	CLOSED-CIRCUIT CURRENT TEST ADAPTER 1 Closed-circuit current test adapter 1 for testing closed-circuit current consumption of electric circuit	R129 as of 1.9.95, W140, 163, 168, 170, 202, 208, 210, 220	
220-0099-33	TEST CABLE - RELAY BRIDGE 16 ampere fused cable for protection of electrical components against faulty contacts.	W107, 123, 124, 126, 129, 140, 170, 201, 202, 203, 208, 209, 210, 211, 215, 220, 230, 461, 463	NEW 
B1630	RESISTANCE SUBSTITUTION BOX Resistance substitution box allows testing and calibration of dash gauges, injection system sensors, cruise control, and anti theft systems. (#124-0963)	All	
140-0233	INSTRUMENT CLUSTER PULLER HOOKS (2 PIECES) Use to remove and install instrument cluster.	W124, 126, 129, 140, 168, 170, 201, 202, 208, 210, 463	
110-0059	PULLING HOOKS - DASH Wide flat hooks for instrument clusters on older models.	W107, 108, 109, 111, 114, 115, 116, 123, 125	
129-0109	BULB HOLDING TOOL Use to remove and install socket bulbs in instrument cluster without having to remove complete instrument cluster.	W129, 140, 163, 170, 202, 208, 210, 220	

800-848-6657 Toll Free
941-927-1414 Intl'
941-927-1612 Fax



www.baumtools.com
sales@baumtools.com

Tool Number	Application	Models	
140-0133	MOUNTING LEVER For module from module box.	W124, 129, 140	

Radio Removal Tool Master Kit #B9059M (46 Pieces)



- 1) Kenwood II (1998-2001)
- 2) Sony II ab 2002
- 3) Kenwood III (ab 2002)
- 4) Pioneer & JVC
- 5) Sony I (since 2001)
- 6) Panasonic
- 6A) Panasonic 2006
- 7) Mercedes Benz & BMW
- 8) Mercedes Benz & BMW
- 9) Mercedes Benz & BMW
- 10) Clarion - New
- 11) Clarion - Old
- 12) Fiat Brava
- 13) Opel
- 14) Blaupunkt, Grundig, (VW, Audi, Ford)
- 15) BMW
- 16) Becker - VW, Audi, Mercedes Benz
- 17) Becker - Porsche, Mercedes Benz
- 18) VW
- 19) BMW, Opel - Linbus
- 20) Becker - New (since 2002)
- 21) Skoda - New (since 2002)
- 22) Blaupunkt - New (since 2002)









800-848-6657 Toll Free
941-927-1414 Intl'
941-927-1612 Fax



www.baumtools.com
sales@baumtools.com

Mercedes Tool

Electrical Equipment 82

Tool Number	Application	Models	
DBL800	DEUTRONIC POWER SUPPLY/BATTERY CHARGER Microprocessor controlled charger/power supply to maintain power levels during programming and diagnostics. Microprocessor controlled charging, measuring and monitoring. Built-in interface for computer, programming unit, printer and large display.	All Models.	NEW 
900-0059K	DASHBOARD SERVICE TOOL KIT Ignition Lock Removal Pins - 124, 126, 201, Dash Hooks -107, 116, 123, 124, 126, 140, 201, Radio Removal Keys - 129, 140, 202, 210.	W107, 123, 124, 126, 129, 140, 201	NEW 
ST1520	KABLEX CONNECTOR KIT - MERCEDES Includes: Round contact pin extractor 1.5mm & 2.5mm, Flat plug contact removers for 2.8mm, 2-prong contacts 5.8mm, 1.6mm Micro-Timer II and III, 9.5mm Maxi-Power Timer, 5.5, 8,5mm and twin secondary lock device and E-95 extractor.	All	
B1630	RESISTANCE SUBSTITUTION BOX Resistance substitution box allows testing and calibration of dash gauges, injection system sensors, cruise control, and anti theft systems. (#124-0963)	All	
129-0005	REMOVAL PLATE (2 PIECES) Use for removal of radio	R129	
126-0007	ANTENNA SPANNER WRENCH Antenna mast mounting nut.	W107, 123, 126	
KK43-2	BEARING & RACE PULLER Small puller for use on battery terminals, small gears and bearings.	All	
611250	RELAY PLIERS Allows easy removal of 'BOSCH' relays in even the tightest locations.	All	NEW 

800-848-6657 Toll Free
941-927-1414 Intl'
941-927-1612 Fax





www.baumtools.com
sales@baumtools.com

Mercedes Tool

Heating & Air Conditioning

83

Tool Number	Application	Models	
iScan-Mercedes	MERCEDES BENZ DATA SCANNER Use to read and reset fault codes and access live data.	All from 1988	
CS2-CMP38	MERCEDES 38 PIN MULTIPLEXER Use with the CS2000 scanner to automatically switch from one system to another, when performing diagnostics. Can only be used with version 3.6F or PV1.21F or later software. Use with B140-1463A for longer extension.	From 1992-2000	
140-1463	MUSHROOM 38 PIN BREAK-OUT ADAPTER Allows easy access to the 38-pin diagnostic socket when using scanners CS2000, CS1000 or with a standard DMM.	W129, 140, 170, 202, 203, 208, 210, 220	
B140-1463A	38 PIN X 38 PIN 7' EXT CABLE Extension cable allows use of test equipment while driving or on dynamometer.	W124, 129, 140, 202, 208, 210	HOT 
203-0010	CONDENSOR FLUID RESERVOIR SOCKET Used to remove and install screw plug on condenser fluid reservoir.	W171, 203, 209	NEW 
ST440-17	CROWFOOT LINE WRENCH - 17mm 3/8" DRIVE Use to access hard to reach A/C expansion valves.	M107, 123, 124, 126, 140, 170, 201, 202, 203, 210, 215, 220, 461, 463	
ST440-19	CROWFOOT LINE WRENCH - 19mm 3/8" DRIVE Use to access hard to reach A/C expansion valves.	M107, 123, 124, 126, 129, 140, 170, 201, 202, 203, 210, 215, 220, 461, 463	
ST440-22	CROWFOOT LINE WRENCH - 22mm 3/8" DRIVE Use to access hard to reach A/C expansion valves.	M107, 123, 124, 126, 140, 170, 201, 202, 203, 210, 215, 220, 461, 463	
ST440-24	CROWFOOT LINE WRENCH - 24mm 3/8" DRIVE Use to access hard to reach A/C expansion valves.	M107, 123, 124, 126, 140, 170, 201, 202, 203, 210, 215, 220, 461, 463	









800-848-6657 Toll Free
941-927-1414 Intl'
941-927-1612 Fax



www.baumtools.com
sales@baumtools.com

Mercedes Tool

Body - General B

Tool Number	Application	Models	
AS4750	5-POINT TAMPER PROOF (TBI) BIT SET Use on air mass meter elements, transmissions, Ignition locks,	All	NEW 
140-0233	INSTRUMENT CLUSTER PULLER HOOKS (2 PIECES) Use for various assembly/disassembly jobs, such as, removing clipped panels and covers	W208, 168, 170, 210	
B2014	PANEL POPPER KIT Set of 4 panel poppers for removing panels and trim on all types of vehicles.	All	NEW 
B2015	PANEL AND TRIM KIT Use this 6 piece set of tools to remove panels and trim without damage.	All	NEW 
900-0072	GREASE GUN - DOOR HINGE Use to lubricate door hinges.	All	
B277-477	PLASTIC WEDGE SET Use to remove wood and plastic trim pieces, door panels and dashboard without damage.	All	
T9A-SET	VERY THIN WRENCH SET Set of 6 very thin wrenches for use in a variety of situations. Sizes 24mm, 27mm, 32mm, 36mm, 42mm, 46mm	All Models	NEW 
28	HEAVY DUTY STUD REMOVAL KIT Ideal for pulling threaded studs with a heavy duty impact wrench. Kit includes: bolt, sleeve and 14 collets Collet sizes include: 6x1.0, 7x1.0, 8x1.0, 8x1.25, 9x1.0, 9x1.25, 10x1.25, 10x1.50, 12x1.25, 12x1.50, 14x1.50, 14x2.0, 16x1.5, 16x2.0mm.	All	NEW 

800-848-6657 Toll Free
941-927-1414 Intl'
941-927-1612 Fax


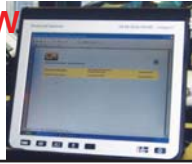










www.baumtools.com
sales@baumtools.com

Mercedes Tool

Diagnostics



D

Tool Number	Application	Models	
SDS-BASIC	STAR BASIC DIAGNOSTIC SYSTEM Mercedes Star Basic factory diagnostic system includes DAS. WIS sold separately.	All from 1988	NEW 
SDS-COMPACT3	STAR DIAGNOSTIC SYSTEM - COMPACT 3 Mercedes factory diagnostic system. Includes DAS and WIS systems.	All from 1988	NEW 
DBL800	DEUTRONIC POWER SUPPLY/BATTERY CHARGER Microprocessor controlled charger/power supply to maintain power levels during programming and diagnostics. Microprocessor controlled charging, measuring and monitoring. Built-in interface for computer, programming unit, printer and large display.	All Models.	NEW 
iScan-Mercedes	MERCEDES BENZ DATA SCANNER Use to read and reset fault codes, access live data for road tests, activate components and program/code controllers. See inside cover for more details.	All from 1988	
CS2-CMP38	MERCEDES 38 PIN MULTIPLEXER Use with the CS2000 scanner to automatically switch from one system to another, when performing diagnostics. Can only be used with version 3.6F or PV1.21F or later software. Use with B140-1463A for longer extension.	From 1992-2000	
OBD2-QS	OBD-II / EOBD FAULT CODE READER Quick scan reads and resets OBD-II and EOBD fault codes. Comes with instruction manual with over 2000 fault code definitions.	All models 1994-2006	NEW 
PUB-2579-00	MERCEDES TROUBLE CODE MANUAL Contains fault codes for self diagnostic systems from 1986 through 2000. Contains all analog and most digital codes for all diagnostic systems.	All	
909-0021	LAMDA CONTROL LOOP TESTER - 100/100IR Ratio meter for checking on/off ratio and setting CO levels. Includes late models 100/100IR setting. Connects directly to round 8-pin diagnostic plug. Models 1980-93.	All	
M99	LAMBDA CONTROL TESTER Open/closed loop tester allows analysis on lambda feedback loop. Use to set CO level, check O2 sensor and ECU for proper rich/lean response. Self detects proper wires on 4 wire O2 sensors.	All O2 Sensor Equipped	
140-1463	MUSHROOM 38 PIN BREAK-OUT ADAPTER Allows easy access to the 38-pin diagnostic socket when using scanners CS2000, CS1000 or with a standard DMM.	W129, 140, 170, 202, 203, 208, 210, 220	

800-848-6657 Toll Free
941-927-1414 Intl'
941-927-1612 Fax



www.baumtools.com
sales@baumtools.com

Tool Number	Application	Models	
B140-1463A	38 PIN X 38 PIN 7' EXT CABLE Extension cable allows use of test equipment while driving or on dynamometer.	W124, 129, 140, 202, 208, 210	HOT 
102-0463	TEST HARNESS - EHA Tests CIS-E electronic idle speed control with standard multimeter. (VOM-DMM)	W102, 103, 112, 113, 116, 117	

Computer Controller Battery Charger/Analyzer/Conditioner












DBL-800

- Microprocessor controlled charging, testing and monitoring of batteries.
- Switable option to an adjustable power supply for programming/flashing of vehicle controllers.
- Short circuit and reverse polarity protected.
- Built-in interface for connection to computer, programming units, printers and large displays.
- Fully protected against defective/shorted batteries.
- Deep discharge refresh function for sulphated batteries (special software optional).
- Sparking is avoided by microprocessor controlled time-delay current turn-on. This allows battery terminal clamps to be connected with unit on.
- Various charging programs included for refreshing batteries with differing fault conditions

Mercedes Tool

**KABLEX
K**

Tool Number	Application	Models	
ST1520	KABLEX CONNECTOR KIT - MERCEDES Includes: Round contact pin extractor 1.5mm & 2.5mm, Flat plug contact removers for 2.8mm, 2-prong contacts 5.8mm, 1.6mm Micro-Timer II and III, 9.5mm Maxi-Power Timer, 5.5, 8,5mm and twin secondary lock device and E-95 extractor.	All	
ST1501/1511	CONTACT EXTRACTOR (ROUND) - 1.5mm Use to remove the round contacts with locking feathers. Replaceable tips available as #ST1511. Also in kit #ST1550.	All	
ST1504/1514	CONTACT EXTRACTOR (ROUND) - 2.5mm Use to remove the round contacts with locking feathers. Replaceable tips available as #ST1514. Also in kit #ST1550.	All	
ST1553	CONTACT EXTRACTOR (FLAT) - 2.8, 5.8mm Use to remove double size flat contacts with single release channel.	All	
ST1591	CONTACT EXTRACTOR (2 PIN DBGM) - 2.8, 5.8mm Use to remove flat plug-in sockets in terminals with two release channels. (#210-0233)	All	
ST1586	CABLE CONNECTOR EXTRACTOR - LARGE TWIN Use to release secondary locking devices of relay panels and junction boxes on DaimlerChrysler models.	All	
ST1584	CONTACT EXTRACTOR (ROUND SOLDERED) - 4.0mm Use to release round soldered terminals from sockets. Center channel allows easy routing of wire without damage.	All	
ST1585	CONTACT EXTRACTOR (ROUND SOLDERED) - 2.5mm Use to release round soldered terminals from sockets. Center channel allows easy routing of wire without damage.	All	
ST1587	CONTACT EXTRACTOR (FLAT) - E-95 DBGM, for flat plug-in sockets using E-95 contacts. (#210-0133)	All	
ST1588	FUSE CONTACT EXTRACTOR Use to remove the Grote Hartmann GSK-Flat Fuse Contacts (1-, 2-, 3 terminal version; 2, 4 and 6 locking tongues). (#202-0333)	All	

800-848-6657 Toll Free
941-927-1414 Intl'
941-927-1612 Fax



www.baumtools.com
sales@baumtools.com