

Price Catalog 2007

May, 2007





Moving Forward... Faster.

LUBING
A Tradition of Innovation.

The Lubing Team.

	NAME / TITLE	CONTACT	E-MAIL
	Bailey, George Regional Sales Manager MA, VT, NH, ME, RI, CT, NY, NJ, PA, DE, MD, VA, WV, NC, SC	(540) 908-8899 cell (540) 433-7400 tel/fax	gbailey@lubingusa.com
	Beard, Tracy Technical Services/Sales Support	(423) 709-1110 direct (423) 593-5892 cell (423) 709-1001 fax	tbeard@lubingusa.com
	Childrey, Tim Purchasing Manager	(423) 709-1101 direct (423) 593-5919 cell (423) 709-1001 fax	tchildrey@lubingusa.com
	Cron, Bob Regional Sales Manager IA, IL, IN, MI, MN, OH, WI, Ontario, E. Manitoba	(419) 852-0073 cell (419) 375-4228 fax	bcron@lubingusa.com
	Dutton, Barry Regional Sales Manager AL, FL, GA, KY, MS, TN	(205) 612-5625 cell (256) 739-4839 tel/fax	bdutton@lubingusa.com
	Eakin, Bruce Controller	(423) 709-1103 direct (423) 709-1001 fax	beakin@lubingusa.com
	Goodwin, Neal Technical Services / Publications	(423) 709-1111 direct (423) 709-1001 fax	ngoodwin@lubingusa.com
	Hawk, John President	(423) 709-1104 direct (423) 709-1119 fax	jhawk@lubingusa.com
	Holt, Larry Regional Sales Manager AZ, CA, ID, NV, OR, UT, WA	(479) 236-2673 cell (479) 751-2035 tel (479) 750-3046 fax	lholt@lubingusa.com
	Hutt, Kurt Latin American Sales Manager Advertising Manager	(423) 709-1106 direct (423) 593-5254 cell (423) 709-1001 fax	khutt@lubingusa.com
	Jenkins, Jerry Service Training Coordinator	(423) 593-5839 cell (423) 709-1001 fax	jjenkins@lubingusa.com
	Jenkins, Teresa Customer Service Manager	(423) 709-1105 direct (866) 289-3237 toll-free fax	tjenkins@lubingusa.com

The Lubing Team.

	NAME / TITLE	CONTACT	E-MAIL	
	Kleinsmith, Mark National Sales Manager	(773) 383-1473 cell (574) 534-7385 tel (574) 533-8015 fax	mkleinsmith@lubingusa.com	
	Kuykendall, Steve Regional Sales Manager	AR, CO, KS, LA, MO, MT ND, NE, NM, OK, SD, TX WY, W. Manitoba, Alberta, Saskatchewan, Brit. Col., Quebec	(469) 644-0220 cell (423) 709-1001 fax	skuykendall@lubingusa.com
	Parkinson, Donna Accounts Payable/Receivable Inside Sales	(423) 709-1100 direct (423) 709-1001 fax	dparkinson@lubingusa.com	
	Willis, Shawn Technical Director	(423) 709-1102 direct (423) 421-9405 cell (423) 709-1001 fax	swillis@lubingusa.com	



LUBING Systems, L.P.

135 Corporate Drive, SW
Cleveland, TN 37311 • USA

(423) 709-1000 tel
(423) 709-1001 fax
(866) 289-3237 toll-free fax

e-mail: info@lubingusa.com
internet: www.lubingusa.com




Nipple Selection.

Cutting-Edge Technology for Poultry Production.

NIPPLE SELECTION

Chick Magnets.

Lubing nipple drinkers are the most effective and reliable drinkers on the market. With a full range of flow capacities Lubing drinkers can satisfy the demands of every poultry producer.

	PART NO.	DESCRIPTION	PRICE
	4023	FEATHERSOFT SS 360 NIPPLE (SA 20-30/VA 90-110) <i>FeatherSoft Hi Flow 360° stainless steel nipple for broilers with LitterGard cup</i>	2.65
	4077	FEATHER SOFT SS NIPPLE RF (SA 20-30/VA 40-50) <i>FeatherSoft 360° Regular Flow stainless steel nipple for broilers without LitterGard and pullets with LitterGard cup</i>	2.65
	4070	NIPPLE FOR TURKEY <i>FeatherSoft Turkey Nipple 360° stainless steel designed for EasyLine Drinking System</i>	5.85
	4078	COMBI NIPPLE RED 360 RF (SA 20-30/VA 40-50) <i>FeatherSoft 360° Regular Flow Combi* nipple for broilers without LitterGard and pullets W or W/O LitterGard cup</i>	2.10
	4090-01	COMBI NIPPLE SPECIAL FLOW (SA 15-30/VA 25-35) <i>FeatherSoft Special Flow 360° Combi* nipple specifically designed for Layer Pullets and Layers in production</i>	2.10
	4071	NIPPLE-STAINLESS STEEL RF (VA 40-50) <i>BreederNipple Medium Flow stainless steel with vertical action for Breeders with LitterGard cup</i>	2.10
	4076	NIPPLE STAINLESS STEEL XRF (VA 25-35) <i>BreederNipple reduced flow stainless steel with vertical action for Breeders and Layers</i>	2.10





***Combi** indicates nipple with plastic body, stainless seat and pins.

Prices and specifications are subject to change without notice.

NIPPLE SELECTION

Chick Magnets.

Lubing nipple drinkers are the most effective and reliable drinkers on the market. With a full range of flow capacities Lubing drinkers can satisfy the demands of every poultry producer.

	PART NO.	DESCRIPTION	PRICE
	4005	NIPPLE- COMBI (VA 80-90) <i>Combi* Hi Flow nipple for mini-drinker available in red or yellow</i>	1.90
	4075R	COMBI NIPPLE RED (VA 40-50) <i>Combi* Regular Flow nipple with vertical action for Layers</i>	1.90
	4079	J-LOCK NIPPLE REDUCED FLOW (SA 20-25/VA 30-40) <i>FeatherSoft technology in J-Lock style for broilers and layers</i>	2.20
	4069-01	TWIN-LOCK REPLACEMENT NIPPLE (SA 20-25/VA 30-40) <i>FeatherSoft technology in Twin-Lock style for broilers and layers</i>	2.20
	4073	TOP PUSH NIPPLE RF (SA 20-30/VA 35-45) <i>Pushnipple installs onto round and square pipe Reduced flow - ideal for broilers and layers</i>	1.75
	4013	TOP PUSH NIPPLE (SA 30-40/VA 70-80) <i>Pushnipple installs onto round and square pipe Hi Flow - Ideal for broilers and layers</i>	1.75

***Combi** indicates nipple with plastic body, stainless seat and pins.

Prices and specifications are subject to change without notice.

Know your Flow.

Model Number	Water Column Height	Flow Range Side Action	Flow Range Vertical Action * 3mm and up
4077	8"	20-30 ml/min	40-50 ml/min
4078	8"	20-30 ml/min	40-50 ml/min
4079 J-Lock	8"	20-25 ml/min	30-40 ml/min
4069 Twin-Lock	8"	20-25 ml/min	30-40 ml/min
4023	8"	20-30 ml/min	90-110 ml/min
4090	8"	10-20 ml/min	25-35 ml/min
4071	8"		40-50 ml/min
4075	8"		40-50 ml/min
4076	8"		25-35 ml/min

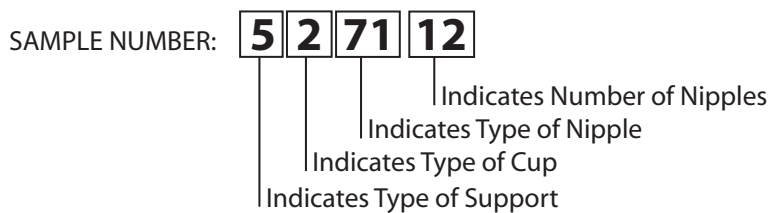
Lubing's patented **high precision nipples** are designed to deliver the exact amount of water required by the birds by means of the water flow metering pin. When smaller birds activate the triggering pin a smaller volume of water is released. When larger, more aggressive birds activate the triggering pin a larger volume of water is released. The unrestricted delivery of water from Lubing drinkers ensures optimum performance and increased profits on your bottom line.

** 3mm flow test is based on average height of pin raised by birds' triggering.*

Got Lubing? For additional information about our cutting-edge poultry products please call us at **423 709.1000**, use our toll-free fax line **866 289.3237**, write to info@lubingusa.com or visit our website at www.lubingusa.com.

LUBING
A Tradition of Innovation.

WATERING SECTION PART NUMBER IDENTIFICATION



Type Support	1 =	alum w/ 1 hanger
	2 =	conduit w/ 5 hangers
	3 =	no support / 5 conduit hangers 1.050-in OD
	4 =	no support / no hangers
	5 =	alum w/ 5 hangers
	6 =	no support / 5 conduit hangers 1.136-in OD
	7 =	no support / 4 plasson hangers

Type Cup	0 =	no cups
	1 =	small cup #4612
	2 =	large cup #4617
	3 =	one-arm cup #4622
	4 =	one-arm male breeder cup
	5 =	snap cup w/ extension #4017
	6 =	4630 finishing cup
	7 =	4631 brood cup

Type Nipple	00=	4372 hose connector
	01=	4001
	05=	4005
	22=	4022
	23=	4023
	24=	4024
	70=	4070
	71=	4071
	75=	4075
	76=	4076
	77=	4077
	78=	4078
	79=	4079
	90=	4090

Nipples per Section	00 =	
	01=	1 nipple
	02=	2 nipples
	03=	etc.
	10 =	10 nipples
	11 =	11 nipples
	12 =	12 nipples
	13 =	etc.

Broiler Drinking Systems.

Cutting-Edge Technology for Poultry Production.

BROILER SECTIONS WITH ALUMINUM RAIL AND LITTERGARD CUPS


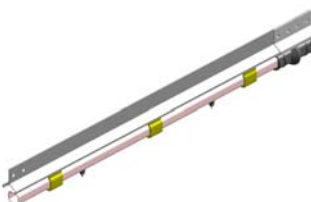
Sections ship completely assembled with aluminum rails attached to water pipe. Sections include FeatherSoft High Flow nipples with standard LitterGard™ cups, 1 expansion connector, 2 crimp rings, 4 holding clips, 2 steel connectors, 1 hanger and 4 nuts/bolts. **Check house for slope before ordering.**

	PART NO.	DESCRIPTION	PRICE
		FeatherSoft Stainless Steel 360° High Flow	
	112308	10 FT SECTION W/8-4023 W/CUPS	49.70
	112309	10 FT SECTION W/9-4023 W/CUPS	52.90
	112310	10 FT SECTION W/10-4023 W/CUPS	56.25
	112311	10 FT SECTION W/11-4023 W/CUPS	59.55
	112312	10 FT SECTION W/12-4023 W/CUPS	62.80
	112315	10 FT SECTION W/15-4023 W/CUPS	72.65
		FeatherSoft Stainless Steel 360° High Flow	
	132308	10 FT SECTION W/8-4023 W/1-ARM CUP	53.45
	132309	10 FT SECTION W/9-4023 W/1-ARM CUP	57.25
	132310	10 FT SECTION W/10-4023 W/1-ARM CUPS	61.00
	132311	10 FT SECTION W/11-4023 W/1-ARM CUP	64.75
	132312	10 FT SECTION W/12-4023 W/1-ARM CUP	68.50
	132315	10 FT SECTION W/15-4023 W/1-ARM CUP	79.80

Prices and specifications are subject to change without notice.

BROILER SECTIONS WITH ALUMINUM RAIL NO LITTERGARD CUPS

Sections ship completely assembled with aluminum rails attached to water pipe. Sections include FeatherSoft Advantage nipples, 1 expansion connector, 2 crimp rings, 4 holding clips, 2 steel connectors, 1 hanger and 4 nuts/bolts. **Check house for slope before ordering.**

	PART NO.	DESCRIPTION	PRICE
		FeatherSoft Stainless Steel 360°	
	107710	10 FT SECTION W/10-4077 NO CUPS	46.30
	107712	10 FT SECTION W/12-4077 NO CUPS	51.25
	107715	10 FT SECTION W/15-4077 NO CUPS	58.75
		FeatherSoft Combi* 360°	
	107810	10 FT SECTION W/10-4078 NO CUPS	39.70
	107812	10 FT SECTION W/12-4078 NO CUPS	43.30
	107815	10 FT SECTION W/15-4078 NO CUPS	48.65

**Combi indicates nipple with plastic body, stainless seat and pins.*



Prices and specifications are subject to change without notice.

Breeder Drinking Systems.

Cutting-Edge Technology for Poultry Production.

BREEDER SECTIONS WITH ALUMINUM RAIL AND LITTERGARD CUPS

Sections ship completely assembled with aluminum rails attached to water pipe. Sections include BreederNipples with large LitterGard™ cups, 4 holding clips, 1 expansion connector, 2 crimp rings, 2 steel connectors, 5 hangers and 4 nuts/bolts. **Check house for slope before ordering.**

	PART NO.	DESCRIPTION	PRICE
	BreederNipple Stainless Steel Vertical Action		
	527104	10 FT SECTION W/4-4071 W/LARGE CUPS	42.25
	527105	10 FT SECTION W/5-4071 W/LARGE CUPS	45.30
	527106	10 FT SECTION W/6-4071 W/LARGE CUPS	48.35
	527107	10 FT SECTION W/7-4071 W/LARGE CUPS	51.45
	527108	10 FT SECTION W/8-4071 W/LARGE CUPS	54.50
	527109	10 FT SECTION W/9-4071 W/LARGE CUPS	57.60
	527110	10 FT SECTION W/10-4071 W/LARGE CUPS	60.65
	527112	10 FT SECTION W/12-4071 W/LARGE CUPS	66.80
527115	10 FT SECTION W/15-4071 W/LARGE CUPS	76.05	
	BreederNipple Stainless Steel Vertical Action		
	527604	10 FT SECTION W/4-4076 W/LARGE CUPS	42.60
	527605	10 FT SECTION W/5-4076 W/LARGE CUPS	45.70
	527606	10 FT SECTION W/6-4076 W LARGE CUPS	48.85
	527607	10 FT SECTION W/7-4076 W LARGE CUPS	52.05
	527608	10 FT SECTION W/8-4076 W LARGE CUPS	55.15
	527609	10 FT SECTION W/9-4076 W LARGE CUPS	58.35
	527610	10 FT SECTION W/10-4076 W LARGE CUPS	61.45
	527612	10 FT SECTION W/12-4076 LARGE CUPS	67.80
527615	10 FT SECTION W/15-4076 W LARGE CUPS	77.30	



Prices and specifications are subject to change without notice.

Pullet Drinking Systems.

Cutting-Edge Technology for Poultry Production.

PULLET SECTIONS WITH ALUMINUM RAIL AND LITTERGARD CUPS

Sections ship completely assembled with aluminum rails attached to water pipe. Sections include FeatherSoft Advantage nipples with standard LitterGard™ cups, 1 expansion connector, 2 crimp rings, 4 holding clips, 2 steel connectors, 5 hangers and 4 nuts/bolts. **Check house for slope before ordering.**



	PART NO.	DESCRIPTION	PRICE
		FeatherSoft Stainless Steel 360° 2-Arm Cup	
	517708	10 FT SECTION W/8-4077 W/CUPS	50.30
	517709	10 FT SECTION W/9-4077 W/CUPS	53.50
	517710	10 FT SECTION W/10-4077 W/CUPS	56.70
	517712	10 FT SECTION W/12-4077 W/CUPS	63.10
	517715	10 FT SECTION W/15-4077 W/CUPS	72.70
		FeatherSoft Combi* 360° 2-Arm Cup	
	517808	10 FT SECTION W/8-4078Y W/CUPS	47.05
	517809	10 FT SECTION W/9-4078 W/CUPS	49.65
	517810	10 FT SECTION W/10-4078 W/CUPS	52.25
	517812	10 FT SECTION W/12-4078Y W/CUPS	57.40
	517815	10 FT SECTION W/15-4078Y W/CUPS	65.20

**Combi indicates nipple with plastic body, stainless seat and pins.*

Prices and specifications are subject to change without notice.

PULLET SECTIONS WITH ALUMINUM RAIL NO LITTERGARD CUPS

Sections ship completely assembled with aluminum rails attached to water pipe. Sections include FeatherSoft Advantage nipples, 1 expansion connector, 2 crimp rings, 2 steel connectors, 5 hangers and 4 nuts/bolts. **Check house for slope before ordering.**

	PART NO.	DESCRIPTION	PRICE
		FeatherSoft Stainless Steel 360°	
	507710	10 FT SECTION W/10-4077 W/O CUPS	49.25
	507712	10' SECTION W/12-4077 W/O CUPS	54.35
	507715	10' SECTION W/15-4077 W/O CUPS	62.00
		FeatherSoft Combi* 360°	
	507810	10 FT SECTION W/10-4078 NO CUPS	43.35
	507812	10 FT SECTION W/12-4078 NO CUPS	47.10
	507815	10 FT SECTION W/15-4078 NO CUPS	52.75

**Combi indicates nipple with plastic body, stainless seat and pins.*

Prices and specifications are subject to change without notice.

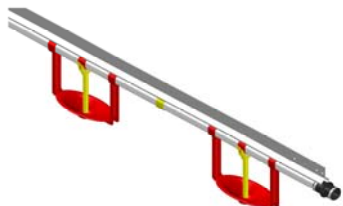
Turkey Drinking Systems.

Cutting-Edge Technology for Poultry Production.

EASYLINE BROODING - FINISHING HENS WITH ALUMINUM RAIL

Sections ship completely assembled with aluminum rails attached to water pipe. Sections include Turkey nipples with cups and pendulums, 1 expansion connector, 2 crimp rings, 2 steel connectors, 4 holding clips, 5 hangers and 6 nuts/bolts. **Check house for slope before ordering.**

PART NO.	DESCRIPTION	PRICE
Brooding-Hens 4631 Oval Cup		
4084	10 FT SECTION W/3-4070 W/4631 RED CUPS	89.00
4085	10 FT SECTION W/4-4070 W/4631 RED CUPS	104.00
4086	10 FT SECTION W/5-4070 W/4631 RED CUPS	118.00
4030	10 FT SECTION W6-4070 W/4631 RED CUPS	133.00
4634-00	STARTER BALL FOR EASY LINE	1.60



EASYLINE FINISHING - TOMS WITH ALUMINUM RAIL

Sections ship completely assembled with aluminum rails attached to water pipe. Sections include Turkey nipples with cups and pendulums, 1 expansion connector, 2 crimp rings, 2 steel connectors, 4 holding clips, 5 hangers and 6 nuts/bolts. **Check house for slope before ordering.**

PART NO.	DESCRIPTION	PRICE
Finishing-Toms 4630 Round Cup w-SS insert		
4087	10 FT SECTION W/3-4070 W/4630 RED CUPS	98.00
4088	10 FT SECTION W/4-4070 W/4630 RED CUPS	116.00
4089	10 FT SECTION W/5-4070 W/4630 RED CUPS	133.00



NOTE: These sections include Tom Finishing cups with stainless insert.

Cage Drinking Systems.

Cutting-Edge Technology for Poultry Production.

DRINKING SYSTEM FOR CAGED PULLETS - STANDARD PIPE

Each section includes square pipe with nipples installed, 1 expansion connector, 2 crimp rings, metal clip and cage anchors every two feet.

PART NO.	SPACING	DESCRIPTION	PRICE
STANDARD Pipe w/ 4077 FeatherSoft Stainless 360° Nipple			
2127	12"	12FT SECTION W/12-4077	38.00
1087	15"	10 FT SECTION W/8-4077	27.00
2067	24"	12 FT SECTION W/6-4077	23.00
1047	30"	10 FT SECTION W/4-4077	17.00
STANDARD Pipe w/ 4078 FeatherSoft Combi* 360° Nipple			
2128	12"	12 FT SECTION W/12-4078	30.00
1088	15"	10 FT SECTION W/8-4078	22.00
2068	24"	12 FT SECTION W/6-4078	19.00
1048	30"	10 FT SECTION W/4-4078	14.00
STANDARD Pipe w/ 4078 Adjustable Watering in Partitions			
1AH38	8"	8 FT SECTION W/3 ADJ HANGERS CPL W/4078	35.00
1AH48	12"	10 FT SECTION W/4 ADJ HANGERS CPL W/4078	48.00
1AH58	15"	10 FT SECTION W/5 ADJ HANGERS CPL W/4078	58.00
STANDARD Pipe w/ 4090-01 360° Combi* Reduced Flow Nipple			
2129	12"	12 FT SECTION W/12-4090-01	29.00
1089	15"	10 FT SECTION W/8-4090-01	21.00
2069	24"	12 FT SECTION W/6-4090-01	19.00
1049	30"	10 FT SECTION W/4-4090-01	14.00

**Combi indicates nipple with plastic body, stainless seat and pins.*

Prices and specifications are subject to change without notice.

DRINKING SYSTEM FOR CAGED LAYERS - LARGE PIPE

Each section includes square pipe with nipples installed, 1 expansion connector, 2 crimp rings metal clip and cage anchors every two feet.

NOTE: Use large pipe in lengths 275 feet or longer

PART NO.	SPACING	DESCRIPTION	PRICE
LARGE Pipe w/ 4077 FeatherSoft Stainless Steel 360° Nipple			
L2127	12"	12 FT SECTION W/12-4077 LARGE PIPE	43.00
L6167	12"	16 FT SECTION W/16-4077 LARGE PIPE	57.00
L1087	15"	10 FT SECTION W/ 8-4077 LARGE PIPE	31.00
L2097	16"	12 FT SECTION W/9-4077 LARGE PIPE	35.00
L2067	24"	12 FT SECTION W/6-4077 LARGE PIPE	28.00
L6087	24"	16 FT SECTION W/8-4077 LARGE PIPE	36.00
LARGE Pipe w/ 4078 FeatherSoft Combi* 360° Nipple			
L2128	12"	12 FT SECTION W/12-4078 LARGE PIPE	34.00
L6168	12"	16 FT SECTION W/16-4078 LARGE PIPE	43.00
L1088	15"	10 FT SECTION W8-4078 LARGE PIPE	26.00
L2098	16"	12 FT SECTION W/9-4078 LARGE PIPE	29.00
L2068	24"	12 FT SECTION W/6-4078 LARGE PIPE	24.00
L6088	24"	16 FT SECTION W/8-4078 LARGE PIPE	31.00
LARGE Pipe w/ 4090-01 360° Combi* Reduced Flow Nipple			
L2129	12"	12 FT SECTION W/12-4090-01 LARGE PIPE	34.00
L6169	12"	16 FT SECTION W/16-4090-01 LARGE PIPE	44.00
L1089	15"	10 FT SECTION W/8-4090-01 LARGE PIPE	25.00
L2099	16"	12 FT SECTION W/9-4090-01 LARGE PIPE	28.00
L2069	24"	12 FT SECTION W/6-4090-01 LARGE PIPE	23.00
L6089	24"	16 FT SECTION W/8-4090-01 LARGE PIPE	30.00

**Combi indicates nipple with plastic body, stainless seat and pins.*

Prices and specifications are subject to change without notice.

REGULATOR STAND KITS FOR LARGE PIPE - BELT BATTERY CAGES

Regulator stand kits include pressure regulators, ball valves, stand, brackets and plumbing.

NOTE: Use 1 transition pieces (4381) per tier when using standard pipe watering sections.

PART NO.	DESCRIPTION	PRICE
RS3T-B	REGULATOR STAND 3 TIER BELT BATTERY	577.00
RS4T-B	REGULATOR STAND 4 TIER BELT BATTERY	735.00
RS5T-B	REGULATOR STAND 5 TIER BELT BATTERY	905.00
RS6T-B	REGULATOR STAND 6 TIER BELT BATTERY	1060.00
RS7T-B	REGULATOR STAND 7 TIER BELT BATTERY	1210.00
RS8T-B	REGULATOR STAND 8 TIER BELT BATTERY	1415.00

REGULATOR STAND KITS FOR LARGE PIPE - BELT BATTERY CAGES WITH AUTO-FLUSH

Regulator stand kits include pressure regulators, ball valves, Auto-Flush kits, stand, brackets and plumbing. **(Auto-Flush Controller not included)**

NOTE: Use 1 transition pieces (4381) per tier when using standard pipe watering sections.

PART NO.	DESCRIPTION	PRICE
RS3T-AF-B	REGULATOR STAND 3 TIER W/AUTO-FLUSH BELT BATTERY	725.00
RS4T-AF-B	REGULATOR STAND 4 TIER W/AUTO-FLUSH BELT BATTERY	960.00
RS5T-AF-B	REGULATOR STAND 5 TIER W/AUTO-FLUSH BELT BATTERY	1175.00

Prices and specifications are subject to change without notice.

BALL TANK STAND KITS FOR LARGE PIPE - BELT BATTERY CAGES

Regulator stand kits include pressure regulators, ball valves, stand, brackets and plumbing.

NOTE: Use 1 transition pieces (4381) per tier when using standard pipe watering sections.

PART NO.	DESCRIPTION	PRICE
TS3T-B	BALL TANK STAND 3 TIER BELT BATTERY	705.00
TS4T-B	BALL TANK STAND 4 TIER BELT BATTERY	900.00
TS5T-B	BALL TANK STAND 5 TIER BELT BATTERY	1125.00
TS6T-B	BALL TANK STAND 6 TIER BELT BATTERY	1330.00
TS7T-B	BALL TANK STAND 7 TIER BELT BATTERY	1565.00
TS8T-B	BALL TANK STAND 8 TIER BELT BATTERY	1770.00

DRAIN KIT WITH FLUSH SYSTEM FOR LARGE PIPE - BELT BATTERY

Drain kit includes all pipe fittings with clear vertical pipe for viewing water pressure and removable fitting for easy cleaning.

NOTE: Use 1 transition pieces (4381) per tier when using standard pipe watering sections.

PART NO.	DESCRIPTION	PRICE
DK3T-B	DRAIN KIT 3 TIER BELT BATTERY	110.00
DK4T-B	DRAIN KIT 4 TIER BELT BATTERY	135.00
DK5T-B	DRAIN KIT 5 TIER BELT BATTERY	145.00
DK6T-B	DRAIN KIT 6 TIER BELT BATTERY	175.00
DK7T-B	DRAIN KIT 7 TIER BELT BATTERY	230.00
DK8T-B	DRAIN KIT 8 TIER BELT BATTERY	250.00

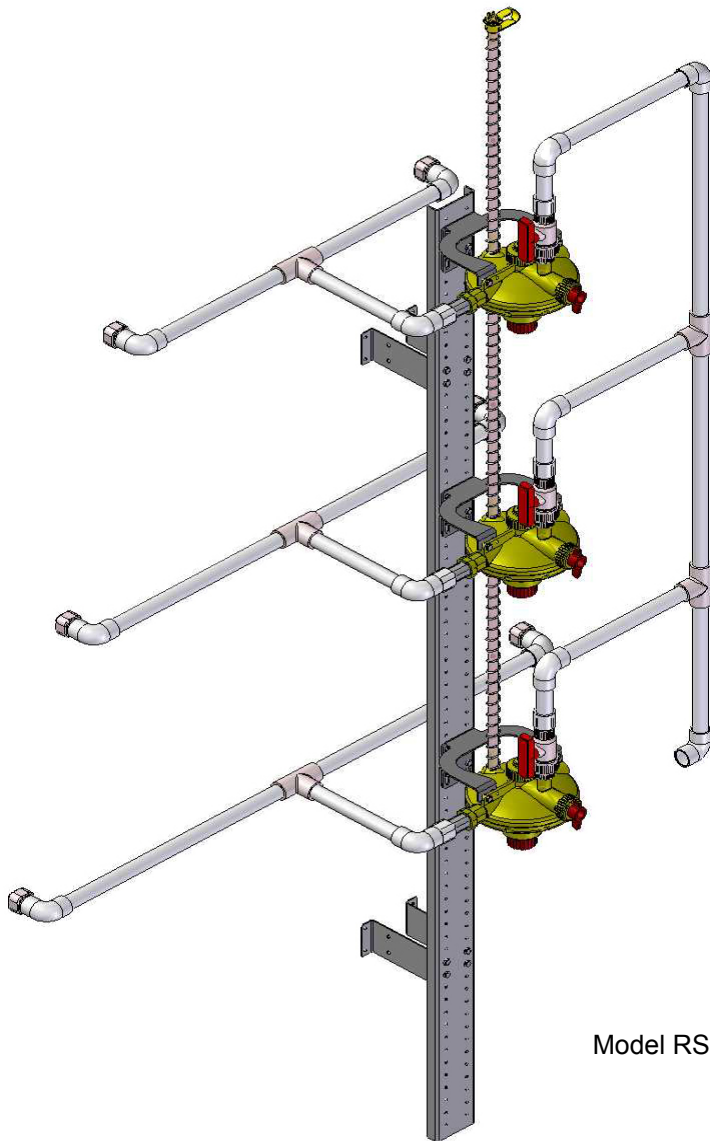
Prices and specifications are subject to change without notice.

REGULATOR STAND KITS FOR CAGES WITH LARGE PIPE

Regulator stand kits include pressure regulators, ball valves, stand, brackets and plumbing.

NOTE: Use 2 transition pieces (4381) per tier when using standard pipe watering sections.

PART NO.	DESCRIPTION	PRICE
RS3T	REGULATOR STAND 3 TIER	580.00
RS4T	REGULATOR STAND 4 TIER	770.00
RS5T	REGULATOR STAND 5 TIER	950.00



Model RS3T shown

NOTE: Use combination of kits for systems taller than 5 tiers.

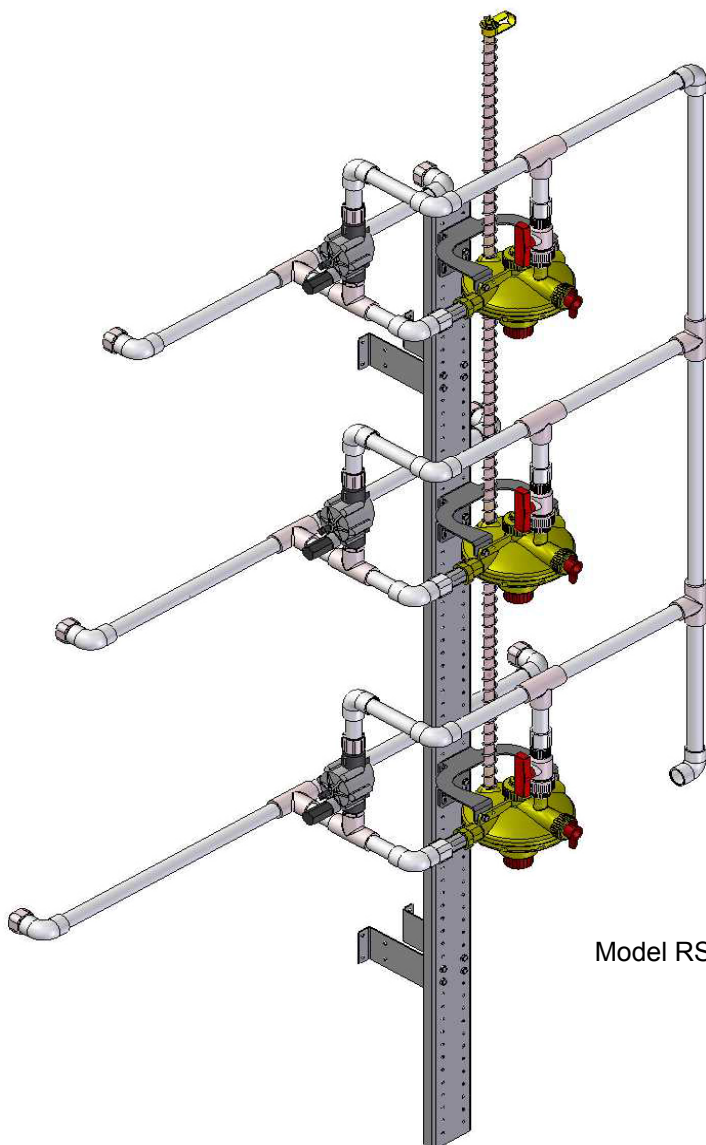
Prices and specifications are subject to change without notice.

REGULATOR STAND KITS FOR CAGES WITH LARGE PIPE

Regulator stand kits include pressure regulators, ball valves, auto flush kits, stand, brackets and plumbing. (Auto-Flush Controller not included)

NOTE: Use 2 transition pieces (4381) per tier when using standard pipe watering sections.

PART NO.	DESCRIPTION	PRICE
RS3T-AF	REGULATOR STAND 3 TIER W/ AUTO-FLUSH	730.00
RS4T-AF	REGULATOR STAND 4 TIER W/ AUTO-FLUSH	970.00
RS5T-AF	REGULATOR STAND 5 TIER W/ AUTO-FLUSH	1200.00



Model RS3T-AF shown

NOTE: Use combination of kits for systems taller than 5 tiers.

Prices and specifications are subject to change without notice.

BALL TANK STAND KITS FOR CAGES WITH LARGE PIPE

Ball tank stand kits include pressure regulators, ball valves, stand, brackets and plumbing.

NOTE: Use 2 transition pieces (4381) per tier when using standard pipe watering sections.

PART NO.	DESCRIPTION	PRICE
TS2T	TANK STAND 2 TIER	415.00
TS3T	TANK STAND 3 TIER	575.00
TS4T	TANK STAND 4 TIER	820.00
TS5T	TANK STAND 5 TIER	1025.00

NOTE: Use combination of kits for systems taller than 5 tiers.

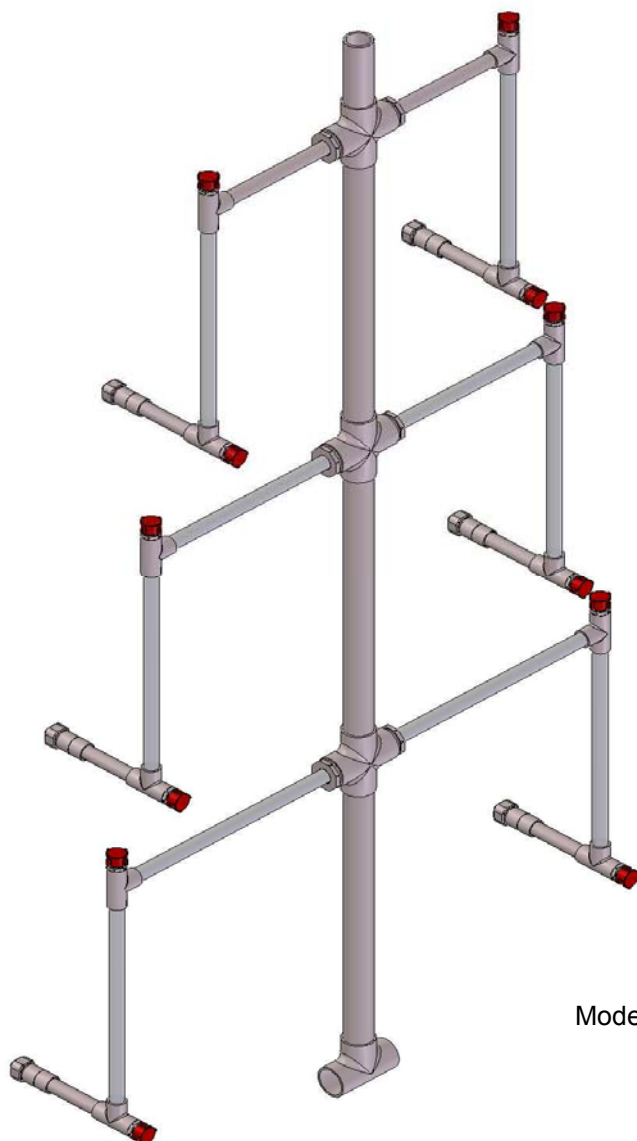
Prices and specifications are subject to change without notice.

DRAIN KIT FOR FLUSH SYSTEMS

Drain kit includes all pipe and fittings as illustrated below with clear vertical pipe for viewing water pressure and removable fitting for easy cleaning.

NOTE: Use 2 transition pieces (4381) per tier when using standard pipe watering sections.

PART NO.	DESCRIPTION	PRICE
DK3T	DRAIN KIT 3 TIER	165.00
DK4T	DRAIN KIT 4 TIER	235.00
DK5T	DRAIN KIT 5 TIER	260.00



Model DK3T shown

NOTE: Use combination of kits for systems taller than 5 tiers.




Prices and specifications are subject to change without notice.

Floor Drinking Component List.


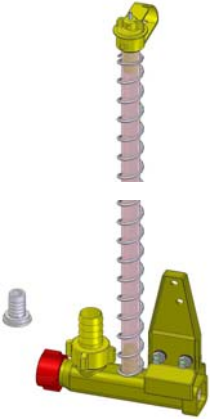
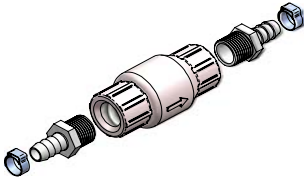

Cutting-Edge Technology for Poultry Production.

broilers / breeders / pullets



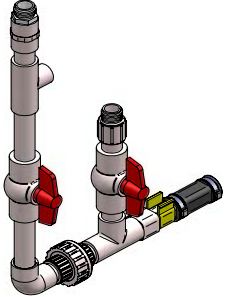
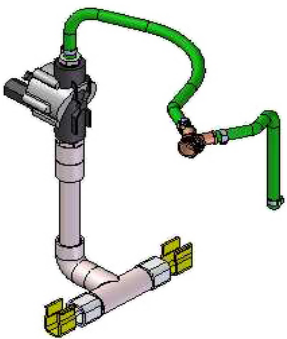
FLOOR DRINKING COMPONENT LIST - BROILER / BREEDER / PULLET

	PART NO.	DESCRIPTION	PRICE
	3201-00	PRESSURE REG. 1 OUTLET 22MM PIPE 18 INCH STANDPIPE	89.00
	3201-6-00	PRESSURE REG. 1 OUTLET 22MM PIPE 24 INCH STANDPIPE <i>(RECOMMENDED FOR LARGE BIRDS)</i>	94.00
	3206-00	PRESSURE REG. 2 OUTLET 22MM PIPE 18 INCH STANDPIPE	91.00
	3206-6-00	PRESSURE REG. 2 OUTLET 22MM PIPE 24 INCH STANDPIPE <i>(RECOMMENDED FOR LARGE BIRDS)</i>	96.00
	4221	BALL TANK W/FLUSH	96.00
	4224	PRESSURE REG. TANK W/ COMPL. FLUSH KIT	83.00

FLOOR DRINKING COMPONENT LIST - BROILER / BREEDER / PULLET

	PART NO.	DESCRIPTION	PRICE
	4211	ADJUSTABLE BALL TANK W/FLUSH	134.00
	4255K	FLUSH BREATHER KIT	29.00
	4255-6	FLUSH BREATHER 24 IN STANDPIPE <i>(RECOMMENDED FOR LARGE BIRDS)</i>	34.00
	7600150600	CHECK VALVE KIT FOR 0500 HOSE	16.75
	303	FRONT FLUSH KIT <i>(FOR USE ONLY WITH 4224 TANK)</i>	26.50






FLOOR DRINKING COMPONENT LIST - BROILER / BREEDER / PULLET

	PART NO.	DESCRIPTION	PRICE
	302	MID-LINE SHUT OFF (ALUM)	29.00
	302-1B	INLINE BREATHER FOR 22x22 PIPE	24.50
	306	FRONT FLUSH KIT-HARD PLUM	29.50
	7600010300	AUTO FLUSH FOR FLOOR DRINKING	65.50

FLOOR DRINKING COMPONENT LIST - BROILER / BREEDER / PULLET

	PART NO.	DESCRIPTION	PRICE
	DV-075	WATER VALVE 3/4-IN FPT	47.00
	40681	ALUMINUM SUPPORT BAR	13.25
	0301200300	STEEL CONNECTOR ALUMINUM	0.75
	F9-7-19-2-8	HEX BOLT ZINC 1/4-20 x 0500 (FOR STEEL CONNECTOR)	0.11
	F9-22-19-2-0	HEX NUT ZINC 1/4-20 (FOR STEEL CONNECTOR)	0.05
	00220590	PLASTIC HOLDING CLIP YELLOW	0.50
	00620120	CLAMP NIPPLE PIPE TO PLASSON PROFILE	0.50


FLOOR DRINKING COMPONENT LIST - BROILER / BREEDER / PULLET

	PART NO.	DESCRIPTION	PRICE
	4376	HANGER (ALUMINUM SUPPORT RAIL)	0.75
	4327	CONDUIT HANGER 0750 <i>(INSTALL EVERY 2 FT)</i>	0.67
	00620050	CONDUIT HANGER 0750 LARGE <i>(INSTALL EVERY 2 FT)</i>	0.61
	3309-00	CONDUIT ADAPTER 26.7mm	7.70
	3309-10-00	CONDUIT ADAPTER 3/4" PIPE	8.00
	4274	SLOPE REDUCER 10cm / 4 INCHES	67.75
	4275	SLOPE REDUCER 15cm / 6 INCHES	67.75
	4276	SLOPE REDUCER 20cm / 8 INCHES	67.75

FLOOR DRINKING COMPONENT LIST - BROILER / BREEDER / PULLET

	PART NO.	DESCRIPTION	PRICE
	0302501301	INSERT FOR SLOPE REDUCER 10CM BLUE	2.50
	0302501300	INSERT FOR SLOPE REDUCER 15CM RED	2.50
	0302501302	INSERT FOR SLOPE REDUCER 20CM BLACK	2.50
	0302501502	PIN FOR SLOPE REDUCER 10CM	15.00
	0302501500	PIN FOR SLOPE REDUCER 15CM	15.00
	0302501501	PIN FOR SLOPE REDUCER 20CM	15.00
	4617	LITTERGARD (LARGE)	0.75
	4612	LITTERGARD (STANDARD)	0.55
	4622	LITTERGARD 1-ARM RED	1.15

FLOOR DRINKING COMPONENT LIST - BROILER / BREEDER / PULLET

	PART NO.	DESCRIPTION	PRICE
	4060-CO	MINI DRINKER W/COMBI ADAPTOR	6.50
	4060-SO	MINI DRINKER W/SS ADAPTOR	6.50
	4059	MINI DRINKER WITHOUT ADAPTOR	6.00
	4333-0	NIPPLE ADAPTER FOR SS 4023-4077-4022T	0.52
	4335-0	NIPPLE ADAPTER FOR COMBI 4024-4078	0.52
	4105-07	TUBING BLUE 1/4 IN	0.20
	4309	NIPPLE ADAPTOR (J-LOCK)	0.58








FLOOR DRINKING COMPONENT LIST - BROILER / BREEDER / PULLET

	PART NO.	DESCRIPTION	PRICE
	HT4401	HAND TOOL STAINLESS & PLASTIC	10.70
	7600600100	DRILL TOOL W/ FLATS	38.00
	7600600101	SOCKET TOOL FOR STAINLESS NIPPLE	31.00
	0014001100	DRILL TOOL COMBI	44.00
	BB4226	CLEANING BRUSH FOR FLEX	3.00
	BB4227	CLEANING BRUSH FOR BREATHER	3.00
	4437	THREE HOLE STRING ADJUSTER	0.36
	4436	STRING ADJ. CPL. YELLOW	0.65

FLOOR DRINKING COMPONENT LIST - BROILER / BREEDER / PULLET

	PART NO.	DESCRIPTION	PRICE
	0013005501	BREATHER PLUG YELLOW	7.50
	0302001903	BREATHER UNIT TOP 18 IN <i>(DOES NOT INCLUDE HOSE BARB)</i>	10.00
	0302001907	BREATHER UNIT TOP 24 IN <i>(DOES NOT INCLUDE HOSE BARB)</i>	15.00
	3307-00	BREATHER UNIT - 18 IN COMPLETE <i>(INCLUDES BREATHER HOSE BARB)</i>	15.00
	3307-6-00	BREATHER UNIT - 24 IN COMPLETE <i>(INCLUDES BREATHER HOSE BARB)</i>	20.00
	3307-9-00	BREATHER UNIT - 36 IN COMPLETE <i>(INCLUDES BREATHER HOSE BARB)</i>	23.00
	4311-00	HOSE CONN. INS. THREAD 1/2" F. PIPE	0.68
	4215	RUBBER WASHER 1/2 FEMALE THREAD	0.25

FLOOR DRINKING COMPONENT LIST - BROILER / BREEDER / PULLET

	PART NO.	DESCRIPTION	PRICE
	3308-00	PLUG FOR REGULATOR OUTLET	2.20
	3303-00	REGULATOR TRANSITION PIECE 22mm	2.40
	3305-00	TRANSITION PIECE ROUND PIPE 3/4 INCH	2.40
	3306-00	TRANSITION PIECE TUBE 3/4 INCH	2.40
	3301-00	HANGER FOR REGULATOR - SMALL	5.75
	4254	FLOAT ASSEMBLY FOR BALL TANK	16.00
	4204	FLOAT ASSEMBLY FOR BLACK TANK	17.00
	4381	TRANSITION PIECE 22mm x 0750	1.95

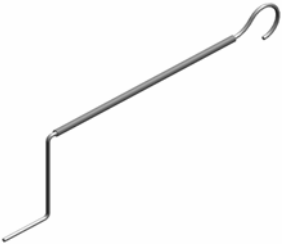





FLOOR DRINKING COMPONENT LIST - BROILER / BREEDER / PULLET

	PART NO.	DESCRIPTION	PRICE
	WP34	WATER PANEL WITHOUT METER (Includes ball valve, filter, pressure guage and faucet)	185.00
	4229KIT	WATER METER KIT COMPLETE GALLONS	144.50
	4229CM-KIT	WATER METER KIT COMPLETE METRIC	144.50
	4363	EXPANSION CONN W/ 2 CRIMP RINGS ST. PIPE	1.85
	4361	EXPANSION CONNECTOR W/O RINGS ST. PIPE	0.85
	4367	TUBE CONNECTOR WITH RING	1.75
	4365	TUBE CONNECTOR W-O RINGS	0.90






FLOOR DRINKING COMPONENT LIST - BROILER / BREEDER / PULLET

	PART NO.	DESCRIPTION	PRICE
	316.3BR	CRIMPING RING FOR CONNECTOR - ST. PIPE	0.56
	16700020	CRIMPING RING FOR FLUSH KIT	0.75
	301.7RD	CRIMPING RING FOR BALL TANK	0.56
	286.7RD	CRIMPING RING FOR BREATHER KIT	0.56
	4414	CRIMPING TOOL	39.00
	P200S	BALL VALVE PVC 0750 SxS	5.20
	P200SU	BALL VALVE PVC 0500 FIPT	25.00
	4405	TANGIT GLUE-TUBE	12.50
	H5020	HAND WINCH 1200 LB	43.00
	H5510	WORM GEAR WINCH 2000 LB	86.00

FLOOR DRINKING COMPONENT LIST - BROILER / BREEDER / PULLET

	PART NO.	DESCRIPTION	PRICE
	WC1000	WINCH CRANK	53.00
	H2020	PULLEY NYLON 0875	0.50
	H2000	PULLEY STEEL 2500	3.15
	PULROPE	1/8 NYLON PULLING ROPE	0.10
	H1010	CABLE 0125	0.11
	H1012	CABLE 0063	0.12
	H1012 S.S.	CABLE SS 00625	0.36
	H1050	CABLE CLAMP 0125	0.40
	H1040	CABLE CLAMP 01875	0.40

FLOOR DRINKING COMPONENT LIST - BROILER / BREEDER / PULLET

	PART NO.	DESCRIPTION	PRICE
	H7010	ALUMINUM SLEEVE 00625	0.15
	H7020	ALUMINUM SLEEVE 0125	0.17
	H6010	STAKON 0125	0.29
	3806010	S-HOOK	0.29
	7LH250	SCREW HOOK 0250 x 3500	0.35
	SS1000	SHOCKER SPRINGS	1.50
	SS220	FLOCK SHOCK BOX 220 VOLTS	62.00
	SS600	FLOCK SHOCK BOX 110 VOLTS	62.00


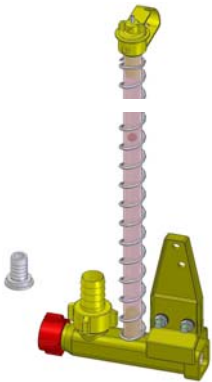



FLOOR DRINKING COMPONENT LIST - BROILER / BREEDER / PULLET

	PART NO.	DESCRIPTION	PRICE
	HK-1B2	HEADER KIT FOR 2 LINES	63.00
	HK-1B3	HEADER KIT FOR 3 LINES	64.00
	HK-1B4	HEADER KIT FOR 4 LINES	65.00
	HK-1B5	HEADER KIT FOR 5 LINES	66.00
	HK-1B6	HEADER KIT FOR 6 LINES	67.00
	HK-2B2	HEADER KIT FOR 2 LINES SPLIT	63.00
	HK-2B3	HEADER KIT FOR 3 LINES SPLIT	64.00
	HK-2B4	HEADER KIT FOR 4 LINES SPLIT	65.00
	HK-2B5	HEADER KIT FOR 5 LINES SPLIT	66.00
	HK-2B6	HEADER KIT FOR 6 LINES SPLIT	67.00
	FDK-1B2	FLUSH DRAIN KIT FOR 2 LINES	63.00
	FDK-1B3	FLUSH DRAIN KIT FOR 3 LINES	64.00
	FDK-1B4	FLUSH DRAIN KIT FOR 4 LINES	65.00
	FDK-1B5	FLUSH DRAIN KIT FOR 5 LINES	66.00
	FDK-1B6	FLUSH DRAIN KIT FOR 6 LINES	67.00










Turkey Drinking Component List.

Cutting-Edge Technology for Poultry Production.


TURKEY DRINKING COMPONENT LIST

	PART NO.	DESCRIPTION	PRICE
	3211-6-00	PRESSURE REG. 1 OUTLET 28mm PIPE 24 INCH STANDPIPE <i>(FOR USE WITH EASYLINE ONLY)</i>	91.00
	3216-6-00	PRESSURE REG. 2 OUTLET 28mm PIPE 24 INCH STANDPIPE <i>(FOR USE WITH EASYLINE ONLY)</i>	96.00
	4255-6	FLUSH BREATHER 24 IN STANDPIPE <i>(REQUIRES A 4380 TRANSITION PIECE)</i> <i>(FOR USE WITH EASYLINE ONLY)</i>	34.00
	4380	TRANSITION PIECE 22mm M x 28mm F	2.05
	0301101600	ALUMINUM PROFILE - TURKEY	24.00
	0301201100	COUPLING FOR ALUM. PROFILE (TURKEY)	3.75

TURKEY DRINKING COMPONENT LIST

	PART NO.	DESCRIPTION	PRICE
	F9-7-19-2-8	HEX BOLT ZINC 1/4-20 x 0500 (FOR STEEL CONNECTOR)	0.11
	F9-22-19-2-0	HEX NUT ZINC 1/4-20 (FOR STEEL CONNECTOR)	0.05
	4397	HANGER TURKEY	1.55
	4386	HOLDING CLIP FOR SQ 28mm PIPE YELLOW	0.78
	4274-6-00	SLOPE REDUCER 10cm [4"] W/24" STANDPIPE <i>Requires (2) 4380 transitions for large pipe</i>	77.00
	4275-6-00	SLOPE REDUCER 15cm [6"] W/24" STANDPIPE <i>Requires (2) 4380 transitions for large pipe</i>	77.00
	4276-6-00	SLOPE REDUCER 20cm [8"] W/24" STANDPIPE <i>Requires (2) 4380 transitions for large pipe</i>	77.00
	0302501301	INSERT FOR SLOPE REDUCER 10CM BLUE	2.50
	0302501300	INSERT FOR SLOPE REDUCER 15CM RED	2.50
	0302501302	INSERT FOR SLOPE REDUCER 20CM BLACK	2.50
	0302501502	PIN FOR SLOPE REDUCER 10CM	15.00
	0302501500	PIN FOR SLOPE REDUCER 15CM	15.00
	0302501501	PIN FOR SLOPE REDUCER 20CM	15.00

TURKEY DRINKING COMPONENT LIST

	PART NO.	DESCRIPTION	PRICE
	4631-01	TURKEY BROODING/HEN FINISHING CUP RED	5.19
	4630-1-01	TURKEY FINISHING CUP WITH METAL INSERT	8.10
	4632-01	PENDULUM HOLDER RED	1.80
	4633	PENDULUM	3.75
	7600600200	TURKEY NIPPLE TOOL	39.00

TURKEY DRINKING COMPONENT LIST

	PART NO.	DESCRIPTION	PRICE
	4368	EXPANSION CONN W/2 CRIMP RINGS LRG PIPE	3.05
	4385	EXPANSION CONN W/O RINGS LRG PIPE	1.55
	037.6-306R	CRIMPING RING FOR CONNECTOR - LRG PIPE	0.80
	4414	CRIMPING TOOL	39.00
	BB4226	CLEANING BRUSH FOR FLEX	3.00
	BB4227	CLEANING BRUSH FOR BREATHER	3.00
	0013005501	BREATHER PLUG YELLOW	7.50
	0302001907	BREATHER UNIT TOP 24 IN (DOES NOT INCLUDE HOSE BARB)	15.00

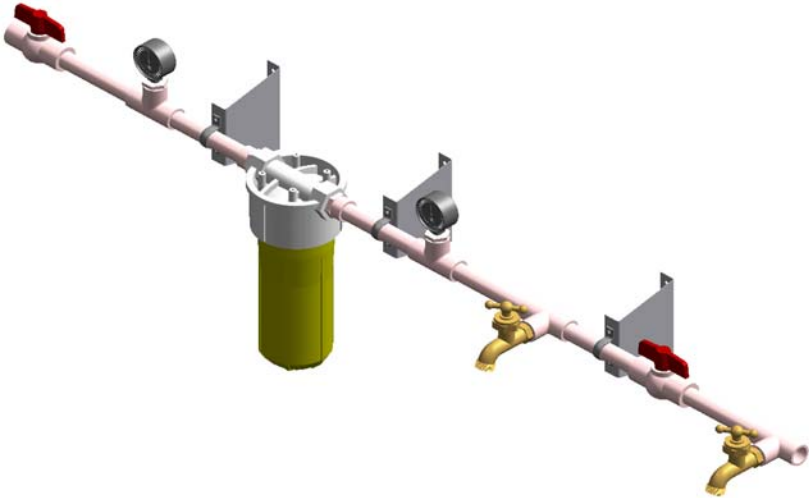



TURKEY DRINKING COMPONENT LIST

	PART NO.	DESCRIPTION	PRICE
	3307-6-00	BREATHER UNIT - 24 IN COMPLETE <i>(INCLUDES BREATHER HOSE BARB)</i>	20.00
	3307-9-00	BREATHER UNIT - 36 IN COMPLETE <i>(INCLUDES BREATHER HOSE BARB)</i>	23.00
	4311-00	HOSE CONN. INS. THREAD 1/2" F. PIPE	0.68
	4215	RUBBER WASHER 1/2 FEMALE THREAD	0.25
	3308-00	PLUG FOR REGULATOR OUTLET	2.20
	3304-00	REGULATOR TRANSITION PIECE 28mm	3.40
	3305-00	TRANSITION PIECE ROUND PIPE 3/4 INCH	2.40
	3306-00	TRANSITION PIECE TUBE 3/4 INCH	2.40
	3302-00	HANGER FOR TURKEY PROFILE - LARGE	6.75







TURKEY DRINKING COMPONENT LIST

	PART NO.	DESCRIPTION	PRICE
	4437	THREE HOLE STRING ADJUSTER	0.36
	4436	STRING ADJ. CPL. YELLOW	0.65
	4381	TRANSITION PIECE 22mm x 0750	1.95
	4383	TRANSITION PIECE 28mm x 0750	2.00
	P200S	BALL VALVE PVC 0750 SxS	5.20
	P200SU	BALL VALVE PVC 0500 FIPT	25.00
	4405	TANGIT GLUE-TUBE	12.50




TURKEY DRINKING COMPONENT LIST

	PART NO.	DESCRIPTION	PRICE
	WP34	WATER PANEL WITHOUT METER (Includes ball valve, filter, press. guage and faucet)	185.00
	4229KIT	WATER METER KIT COMPLETE GALLONS	144.50
	4229CM-KIT	WATER METER KIT COMPLETE METRIC	144.50
	H5020	HAND WINCH 1200 LB	43.00
	H5510	WORM GEAR WINCH 2000 LB	86.00

TURKEY DRINKING COMPONENT LIST

	PART NO.	DESCRIPTION	PRICE
	WC1000	WINCH CRANK	53.00
	H2020	PULLEY NYLON 0875	0.50
	H2000	PULLEY STEEL 2500	3.15
	PULROPE	1/8 NYLON PULLING ROPE	0.10
	H1010	CABLE 0125	0.11
	H1012	CABLE 0063	0.12
	H1012 S.S.	CABLE SS 00625	0.36
	H1050	CABLE CLAMP 0125	0.40
	H1040	CABLE CLAMP 01875	0.40

TURKEY DRINKING COMPONENT LIST

	PART NO.	DESCRIPTION	PRICE
	H7010	ALUMINUM SLEEVE 00625	0.15
	H7020	ALUMINUM SLEEVE 0125	0.17
	H6010	STAKON 0125	0.29
	3806010	S-HOOK	0.25
	7LH250	SCREW HOOK 0250 x 3500	0.35
	SS1000	SHOCKER SPRINGS	1.50
	SS220	FLOCK SHOCK BOX 220 VOLTS	62.00
	SS600	FLOCK SHOCK BOX 110 VOLTS	62.00




TURKEY DRINKING COMPONENT LIST

	PART NO.	DESCRIPTION	PRICE
	HK-1B2	HEADER KIT FOR 2 LINES	63.00
	HK-1B3	HEADER KIT FOR 3 LINES	64.00
	HK-1B4	HEADER KIT FOR 4 LINES	65.00
	HK-1B5	HEADER KIT FOR 5 LINES	66.00
	HK-1B6	HEADER KIT FOR 6 LINES	67.00
	HK-2B2	HEADER KIT FOR 2 LINES SPLIT	63.00
	HK-2B3	HEADER KIT FOR 3 LINES SPLIT	64.00
	HK-2B4	HEADER KIT FOR 4 LINES SPLIT	65.00
	HK-2B5	HEADER KIT FOR 5 LINES SPLIT	66.00
	HK-2B6	HEADER KIT FOR 6 LINES SPLIT	67.00
	FDK-1B2	FLUSH DRAIN KIT FOR 2 LINES	63.00
	FDK-1B3	FLUSH DRAIN KIT FOR 3 LINES	64.00
	FDK-1B4	FLUSH DRAIN KIT FOR 4 LINES	65.00
	FDK-1B5	FLUSH DRAIN KIT FOR 5 LINES	66.00
	FDK-1B6	FLUSH DRAIN KIT FOR 6 LINES	67.00

Cage Drinking Component List.

Cutting-Edge Technology for Poultry Production.



CAGE DRINKING COMPONENT LIST

	PART NO.	DESCRIPTION	PRICE
	3221-00	PRESSURE REGULATOR FOR 22mm PIPE	89.00
	3231-00	PRESSURE REGULATOR FOR 28mm PIPE	89.00
	4206	BALL TANK SINGLE OUTLET FOR CAGE	94.00
	4247-1	INLINE BREATHER 1 TRANS.	16.00
	4247-2	INLINE BREATHER W/2 LARGE TRANSITIONS	17.50





CAGE DRINKING COMPONENT LIST

	PART NO.	DESCRIPTION	PRICE
	0302101300	TWIST PROTECTOR	4.00
	7600010200	AUTO FLUSH FOR CAGES	55.00
	DV-075	WATER VALVE 3/4-IN FPT	47.00
	0012700700	PIPE STAND 35mm (1-3/8 IN)	0.45
	0012700701	PIPE STAND 57mm (2-1/4 IN)	0.50
	PS100	PIPE SUPPORT 1"	0.42
	PS138	PIPE SUPPORT 1 3/8"	0.42
	PS214	PIPE SUPPORT 2 1/4"	0.42
	7600300200	PIPE CLIP SQUARE 28MM	0.20

CAGE DRINKING COMPONENT LIST

	PART NO.	DESCRIPTION	PRICE
	FCD01	METAL CLIP (SMALL PIPE)	0.14
	FCD02	METAL CLIP (LARGE PIPE)	0.14
	4274	SLOPE REDUCER 10cm / 4 INCHES <i>Requires (2) 4380 transitions for large pipe</i>	67.75
	4275	SLOPE REDUCER 15cm / 6 INCHES <i>Requires (2) 4380 transitions for large pipe</i>	67.75
	4276	SLOPE REDUCER 20cm / 8 INCHES <i>Requires (2) 4380 transitions for large pipe</i>	67.75
	4380	TRANSITION PIECE 22mm M x 28mm F	2.05
	0302501301	INSERT FOR SLOPE REDUCER 10CM BLUE	2.50
	0302501300	INSERT FOR SLOPE REDUCER 15CM RED	2.50
	0302501302	INSERT FOR SLOPE REDUCER 20CM BLACK	2.50
	0302501502	PIN FOR SLOPE REDUCER 10CM	15.00
	0302501500	PIN FOR SLOPE REDUCER 15CM	15.00
	0302501501	PIN FOR SLOPE REDUCER 20CM	15.00

CAGE DRINKING COMPONENT LIST

	PART NO.	DESCRIPTION	PRICE
	4338	ADJUSTABLE BRACKET FOR CAGE	2.20
	4339	SLIDING FRAME FOR ADJ HANGER	1.90
	4340	SLIDING FRAME FOR NIPPLE PIPE	1.90
	4105-07	TUBING BLUE 1/4 IN	0.20
	4337	HOOK AND PULL ROPE COMPLETE	1.25
	4372	HOSE BARB WHITE	0.48








CAGE DRINKING COMPONENT LIST

	PART NO.	DESCRIPTION	PRICE
	4309	NIPPLE ADAPTOR (J-LOCK)	0.58
	4357	PLUG FOR NIPPLE HOLE 0125	0.75
	4436	STRING ADJ. CPL. YELLOW	0.65
	00620130	SPLASHGUARD	0.45
	HT4401	HAND TOOL STAINLESS & PLASTIC	10.70
	7600600100	DRILL TOOL W/ FLATS	38.00
	7600600101	SOCKET TOOL FOR STAINLESS NIPPLE	31.00
	0014001100	DRILL TOOL COMBI	44.00

CAGE DRINKING COMPONENT LIST

	PART NO.	DESCRIPTION	PRICE
	4363	EXPANSION CONN W/ 2 CRIMP RINGS ST. PIPE	1.85
	4361	EXPANSION CONNECTOR W/O RINGS ST. PIPE	0.85
	4368	EXPANSION CONN W/2 CRIMP RINGS LRG PIPE	3.05
	4385	EXPANSION CONN W/O RINGS LRG PIPE	1.55
	316.3BR	CRIMPING RING FOR CONNECTOR - ST. PIPE	0.56
	037.6-306R	CRIMPING RING FOR CONNECTOR - LRG PIPE	0.80
	16700020	CRIMPING RING FOR FLUSH KIT	0.75
	301.7RD	CRIMPING RING FOR BALL TANK	0.56
	286.7RD	CRIMPING RING FOR BREATHER KIT	0.56
	4414	CRIMPING TOOL	39.00
	0013005501	BREATHER PLUG YELLOW	7.50
	0302001903	BREATHER UNIT TOP 18 IN (DOES NOT INCLUDE HOSE BARB)	10.00

CAGE DRINKING COMPONENT LIST

	PART NO.	DESCRIPTION	PRICE
	3307-00	BREATHER UNIT - 18 IN COMPLETE (INCLUDES BREATHER HOSE BARB)	15.00
	4311-00	HOSE CONN. INS. THREAD 1/2" F. PIPE	0.65
	4215	RUBBER WASHER 1/2 FEMALE THREAD	0.25
	3308-00	PLUG FOR REGULATOR OUTLET	2.20
	3303-00	REGULATOR TRANSITION PIECE 22mm	2.40
	3304-00	REGULATOR TRANSITION PIECE 28mm	3.40
	3305-00	TRANSITION PIECE ROUND PIPE 3/4 INCH	2.40
	3306-00	TRANSITION PIECE TUBE 3/4 INCH	2.40
	BB4226	CLEANING BRUSH FOR FLEX	3.00
	BB4227	CLEANING BRUSH FOR BREATHER	3.00

CAGE DRINKING COMPONENT LIST

	PART NO.	DESCRIPTION	PRICE
	4254	FLOAT ASSEMBLY FOR BALL TANK	16.00
	4204	FLOAT ASSEMBLY FOR BLACK TANK	17.00
	P200S	BALL VALVE PVC 0750 SxS	5.20
	P200SU	BALL VALVE PVC 0500 FIPT	25.00
	4381	TRANSITION PIECE 22mm x 0750	1.95
	4383	TRANSITION PIECE 28mm x 0750	2.00
	4405	TANGIT GLUE-TUBE	12.50
	4229KIT	WATER METER KIT COMPLETE GALLONS	144.50
	4229CM-KIT	WATER METER KIT COMPLETE METRIC	144.50

CAGE DRINKING COMPONENT LIST

PART NO.	DESCRIPTION	PRICE
WP34	WATER PANEL WITHOUT METER (Includes ball valve, filter, pressure guage and faucet)	185.00

Curve Conveyor Systems.







Cutting-Edge Technology for Poultry Production.

CURVE CONVEYOR SYSTEMS

PART	DESCRIPTION	TYPE 250		TYPE 350		TYPE 500	
		PART #	PRICE	PART #	PRICE	PART #	PRICE
	Front Drive			4840	3501.00	4801	3594.00
	Mini Drive	4901	1496.00	4841	1519.00	4802	1600.00
	Intermediate Drive			4868	2365.00	4835	2423.00
	End Drive			4842	2435.00	4803	2493.00
	Pivoting Unit	4905	327.00	4844	332.00	4805	343.00
	Endpiece with Tension Unit	4906	513.00	4845	522.00	4806	559.00






Prices and specifications are subject to change without notice.

CURVE CONVEYOR SYSTEMS

PART	DESCRIPTION	TYPE 250		TYPE 350		TYPE 500	
		PART #	PRICE	PART #	PRICE	PART #	PRICE
	End Unit	4907	364.00	4846	376.00	4807	390.00
	Telescoping Unit			4865	4290.00	4830	4359.00
	Connecting Part Closed (3 meter)	4908	533.00	4847	549.00	4808	581.00
	Connecting Part Closed (2 meter)	4909	360.00	4848	371.00	4809	392.00
	Connecting Part Open (3 meter)	4910		4849	594.00	4810	662.00
	Connecting Part Open (2 meter)	4911	369.00	4850	420.00	4811	466.00
	Dirt Plate	4915	69.00	4750	71.00	4714	77.00
	Bend 90 Degree	4912	905.00	4851	977.00	4812	1178.00
	Bend 45 Degree	4913	738.00	4852	777.00	4813	919.00
	Bend 180 Degree	4914	1473.00	4853	1584.00	4814	1971.00
	Price / Degree XX (min. 7 degrees)	4925-XX	30.20	4854-XX	34.80	4825-XX	36.00




Prices and specifications are subject to change without notice.

CURVE CONVEYOR SYSTEMS

PART	DESCRIPTION	TYPE 250		TYPE 350		TYPE 500	
		PART #	PRICE	PART #	PRICE	PART #	PRICE
	Floor Support (Max. 12.60" Min. 7.50")	4815 Short	57.00	4815 Short	57.00	4815 Short	57.00
	Floor Support (Max. 19.30" Min. 12.20")	4916 Middle	90.00	4855 Middle	91.00	4816 Middle	93.00
	Floor Support (Max. 43.30" Min. 23.60")	4917 Long	142.00	4856 Long	143.00	4817 Long	145.00
	Support 39"	4918	103.00	4918	103.00	4918	103.00
	Support 78"	4919	142.00	4919	142.00	4919	142.00
	Support 97"	4920	172.00	4920	172.00	4920	172.00
	Cross Strut	4819	163.00	4819	163.00	4819	163.00
	Conveyor Chain Standard (10 meter roll)	4921	1090.00	4861	1125.00	4821	1206.00
	Conveyor Chain Plastic Covered (10 meter roll)					4832	1809.00


Prices and specifications are subject to change without notice.

CURVE CONVEYOR SYSTEMS

PART	DESCRIPTION	TYPE 250		TYPE 350		TYPE 500	
		PART #	PRICE	PART #	PRICE	PART #	PRICE
	Closing Rod <i>Standard</i>	4924	11.50	4864	14.00	4824	15.00
	Closing Rod <i>Plastic Covered</i>					4833	16.00
	Guide Unit	4928	#N/A	4858	103.00	4828	107.00
	Electric Drip Oiler	4929	863.00	4859	871.00	4829	885.00







Prices and specifications are subject to change without notice.

CURVE CONVEYOR SYSTEMS

PART	DESCRIPTION	TYPE 750		TYPE 1000	
		PART #	PRICE	PART #	PRICE
	Front Drive	4870	3872.00	5401	call for pricing
	Mini Drive	4871	1705.00	5402	call for pricing
	Intermediate Drive	4898	2504.00	5435	call for pricing
	End Drive	4872	2574.00		
	Pivoting Unit	4874	344.00	5405	call for pricing
	Endpiece with Tension Unit	4875	594.00		call for pricing






Prices and specifications are subject to change without notice.

CURVE CONVEYOR SYSTEMS

PART	DESCRIPTION	TYPE 750		TYPE 1000	
		PART #	PRICE	PART #	PRICE
	End Unit	4876	413.00	5407	call for pricing
	Telescoping Unit	4890	4730.00		call for pricing
	Connecting Part Closed (3 meter)	4877	584.00	5408	call for pricing
	Connecting Part Closed (2 meter)	4878	394.00	5409	
	Connecting Part Open (3 meter)				call for pricing
	Connecting Part Open (2 meter)				
	Dirt Plate	4780	93.00		call for pricing
	Bend 90 Degree	4881	1623.00		call for pricing
	Bend 45 Degree	4882	1132.00		
	Bend 180 Degree	4883	3281.00		
	Price / Degree XX <i>(min. 7 degrees)</i>	4884-XX	49.40		




Prices and specifications are subject to change without notice.

CURVE CONVEYOR SYSTEMS

PART	DESCRIPTION	TYPE 750		TYPE 1000	
		PART #	PRICE	PART #	PRICE
	Floor Support (Max. 12.60" Min. 7.50")	4815 Short	57.00	4815 Short	call for pricing
	Floor Support (Max. 19.30" Min. 12.20") Floor Support (Max. 43.30" Min. 23.60")	4885 Middle 4886 Long	98.00 150.00		
	Support 39" Support 78" Support 97"	4918 4919 4920	103.00 142.00 172.00		
	Cross Strut				
	Conveyor Chain Standard (10 meter roll) Conveyor Chain Plastic Covered (10 meter roll)	4891 4892	1357.00 1925.00	5421	5 meter roll call for pricing

Prices and specifications are subject to change without notice.

CURVE CONVEYOR SYSTEMS

PART	DESCRIPTION	TYPE 750		TYPE 1000	
		PART #	PRICE	PART #	PRICE
	Closing Rod <i>Standard</i>	4894	15.00	5423	call for pricing
	Closing Rod <i>Plastic Covered</i>	4893	17.00		
	Guide Unit	4888	116.00		
	Electric Drip Oiler	4889	889.00	5429	call for pricing

Prices and specifications are subject to change without notice.

CURVE CONVEYOR SPARE PARTS*ELECTRIC MOTORS*

PART NO.	DESCRIPTION	PRICE
G580	MOTOR 1/3 HP 3PH INV DUTY	395.00
G581	MOTOR 1/2 HP 3PH INV DUTY	440.00

PART NO.	DESCRIPTION	PRICE
5K341	DAYTON MOTOR 1/3 HP 1PH	425.00
6K342	DAYTON MOTOR 1/2 HP 1PH	470.00

GEAR REDUCERS

PART NO.	DESCRIPTION	CONV. SPEED	PRICE
S-87.3	STOBER UNIT 87.3:1	25.25 ft/min	1459.80
S69.7	STOBER GEAR BOX 69.7	31.63 ft/min	1739.65
H26-92.0	ELECTRAGEAR GEARBOX HW-92.0:1	23.9 ft/min	1459.80

Prices and specifications are subject to change without notice.

CURVE CONVEYOR SPARE PARTS**COMMON SPARE PARTS**

PART NO.	DESCRIPTION	PRICE
7050010200	MAIN DRIVING SPROCKET	254.00
1855005501	FLANGE COMPLETE FOR MAIN DRIVE	173.70
1855005502	FLANGE CPL FOR INT DRIVE	217.40
3410205	FLANGE BEARING COMPLETE	122.10
2743070	PARALLEL KEY 8x7x28-6885	1.70
7050010300	INTERMEDIATE DRIVE SPROCKET	246.20
1855160501	CHAINSLIDEWAY - HARDENED STEEL	154.80
1855160702	CHAINSLIDEWAY (BOTTOM LEFT)	57.20
1855160703	CHAINSLIDEWAY (BOTTOM RIGHT)	57.20
1851000600	SIDESHEET COMPLETE-INT. DRIVE	389.60
1855200701	SLIDING SHOE	2.80
1855160802	PRESSURE PAD	26.80
1855200901	CAPPING RED 3 METER	31.20
1855250600	THREAD PLATE FOR CONN. PART	7.60
1855400402	SECURITY ELEMENT YELLOW	0.80
1U725	DRIP OILER & VALVE	706.20
835380	SOLENOID ASSY FOR 1U725 120V	232.30
835381	SOLENOID ASSY FOR 1U725 240V	232.30

TYPE 250 SPARE PARTS

PART NO.	DESCRIPTION	PRICE
1865001102	DISCHARGE WHEEL CPL TYPE 250	111.90
1865160101	DRIVE SHAFT TYPE 250	81.10
1865001003	TRANSFER CPL. 250 NEW STYLE	50.90
1865001005	TRANSFER CPL. 5" TYPE 250	55.00
1865001006	TRANSFER CPL. 7" TYPE 250	61.40

TYPE 500 SPARE PARTS

PART NO.	DESCRIPTION	PRICE
1855001102	DISCHARGE WHEEL CPL TYPE 500	163.90
1855160101	DRIVE SHAFT TYPE 500	143.80
1855001003	TRANSFER CPL. TYPE-500	71.30
1855001005	TRANSFER CPL. 5" TYPE 500	73.70
1855001006	TRANSFER CPL. 7" TYPE 500	81.00
1855000500	CLEANING BRUSH COMPLETE-500	76.90

Prices and specifications are subject to change without notice.

CURVE CONVEYOR SPARE PARTS**TYPE 750 SPARE PARTS**

PART NO.	DESCRIPTION	PRICE
1885001102	DISCHARGE WHEEL CPL TYPE 750	178.90
1885160101	DRIVE SHAFT TYPE 750	165.60
1885001003	TRANSFER CPL 750	75.30
1885001005	TRANSFER CPL. 5" TYPE 750	81.00
1885001006	TRANSFER CPL. 7" TYPE 750	86.80
1885000500	CLEANING BRUSH COMPLETE-750	122.10

TYPE 1000 SPARE PARTS

PART NO.	DESCRIPTION	PRICE
1915001102	DISCHARGE WHEEL COMPLETE TYPE 1000	
1915160101	DRIVE SHAFT TYPE 1000	call
1915001005	TRANSFER CPL. 5" TYPE 750	for
1915001006	TRANSFER CPL. 7" TYPE 750	pricing
1915000500	CLEANING BRUSH COMPLETE -1000	

Prices and specifications are subject to change without notice.


Belt Conveyor Systems.

Cutting-Edge Technology for Poultry Production.

BELT CONVEYOR SYSTEMS - 36 INCH BELT

Main components.





PLEASE CALL FOR PRICING

	PART NO.	DESCRIPTION	PRICE
	7020050101	DRIVE UNIT 36-IN ASSY	
	7020050600	CANTILEVER 36-IN ASSY	
	7020050501	CONNECTING PART FLAT 120-IN	
	7020500100	PVC BELT 200 WHITE COSXMSK	
	7020050700	BELT CLEANER ASSY 36-IN	
	7020050401	END IDLE UNIT FLUSH MOUNT	
	7002130200	FLOOR SUPPORT WELDMENT 15-IN	

Prices and specifications are subject to change without notice.

BELT CONVEYOR SYSTEMS - 36 INCH BELT





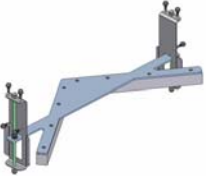
Lacing and lacing equipment.

	PART NO.	DESCRIPTION	PRICE
	RL-48	ROLLER LACER 48 INCH	
	FS4-1/2-48	FACE STRIP 48 INCH	
	LSHD48	FAR-PUL HD BELT CLAMP 48 INCH	
	U4S12	UNIBAR SS LACE 12 INCH	
	NYS109	NYLOSTAINLESS CONN. PIN 25 FT COIL	

Prices and specifications are subject to change without notice.

BELT CONVEYOR SYSTEMS - 18 INCH BELT







Main components.

	PART NO.	DESCRIPTION	PRICE
	7400050100	DRIVE UNIT 18-IN ASSY	
	7400050300	END IDLE UNIT 18-IN	
	7400050200	CONNECTING PART 18-IN X 120-IN	
	7400500100	BELT PVC 120 X 18-IN COSXMSK	
	7400050400	BELT CLEANER ASSY 18-IN	

Prices and specifications are subject to change without notice.

BELT CONVEYOR SYSTEMS - 18 INCH BELT

Optional components

	PART NO.	DESCRIPTION	PRICE
	7400130100	DRIVE UNIT SUPPORT PAN	
	7400130101	DRIVE UNIT SUPPORT PAN LH	
	7400130200	SUPPORT PAN GUSSET	
	7402130100	FOOT WELDMENT	
	7400310100	LEG EXTENSION 17500-25000	
	7020300801	CONNECTOR PLATE SHORT	

Prices and specifications are subject to change without notice.

BELT CONVEYOR SYSTEMS - 18 INCH BELT

Lacing and lacing equipment.

	PART NO.	DESCRIPTION	PRICE
	RL-24	ROLLER LACER 24-IN	
	FS2-24	FACE STRIP FS2-24	
	LSHD30	FAR-PUL HD BELT CLAMP 30	
	U3S12	UNIBAR LACING 12-IN	
	NYS093C	NYLOSTAINLESS PIN FOR U3 BELT LACING	

Prices and specifications are subject to change without notice.

Accumulator Table Systems.

Cutting-Edge Technology for Poultry Production.

Accumulator Tables

Base Tables

Includes:

- Stober S-87 gearbox
- 1/3 HP Marathon inverter duty motor
- 48-in table height



PLEASE CALL YOUR LOCAL LUBING REPRESENTATIVE FOR PRICING.

Part Number	Width	Length
711 036 48 00	2 ft	3 ft
711 048 48 00	2 ft	4 ft
713 048 48 00	3 ft	4 ft
713 072 48 00	3 ft	6 ft
713 096 48 00	3 ft	8 ft
715 048 48 00	4 ft	4 ft
715 072 48 00	4 ft	6 ft
715 096 48 00	4 ft	8 ft
717 048 48 00	5 ft	4 ft
717 072 48 00	5 ft	6 ft
717 096 48 00	5 ft	8 ft
717 120 48 00	5 ft	10 ft
719 048 48 00	6 ft	4 ft
719 072 48 00	6 ft	6 ft
719 096 48 00	6 ft	8 ft
719 120 48 00	6 ft	10 ft
721 072 48 00	7 ft	6 ft
721 096 48 00	7 ft	8 ft
721 120 48 00	7 ft	10 ft
723 072 48 00	8 ft	6 ft
723 096 48 00	8 ft	8 ft
723 120 48 00	8 ft	10 ft
723 144 48 00	8 ft	12 ft
725 096 48 00	9 ft	8 ft
725 120 48 00	9 ft	10 ft
725 144 48 00	9 ft	12 ft
727 072 48 00	10 ft	6 ft
727 096 48 00	10 ft	8 ft
727 120 48 00	10 ft	10 ft
727 144 48 00	10 ft	12 ft
727 168 48 00	10 ft	14 ft
731 096 48 00	12 ft	8 ft
731 120 48 00	12 ft	10 ft
731 144 48 00	12 ft	12 ft
735 096 48 00	14 ft	8 ft
735 120 48 00	14 ft	10 ft
735 144 48 00	14 ft	12 ft
735 168 48 00	14 ft	14 ft

Diverter Arms

Part Number	Length	Part Number	Length
749 112 06 00	48 in	749 112 13 00	90 in
749 112 07 00	54 in	749 112 14 00	96 in
749 112 08 00	60 in	749 112 15 00	102 in
749 112 09 00	66 in	749 112 16 00	108 in
749 112 10 00	72 in	749 112 17 00	114 in
749 112 11 00	78 in	749 112 18 00	120 in
749 112 12 00	84 in		

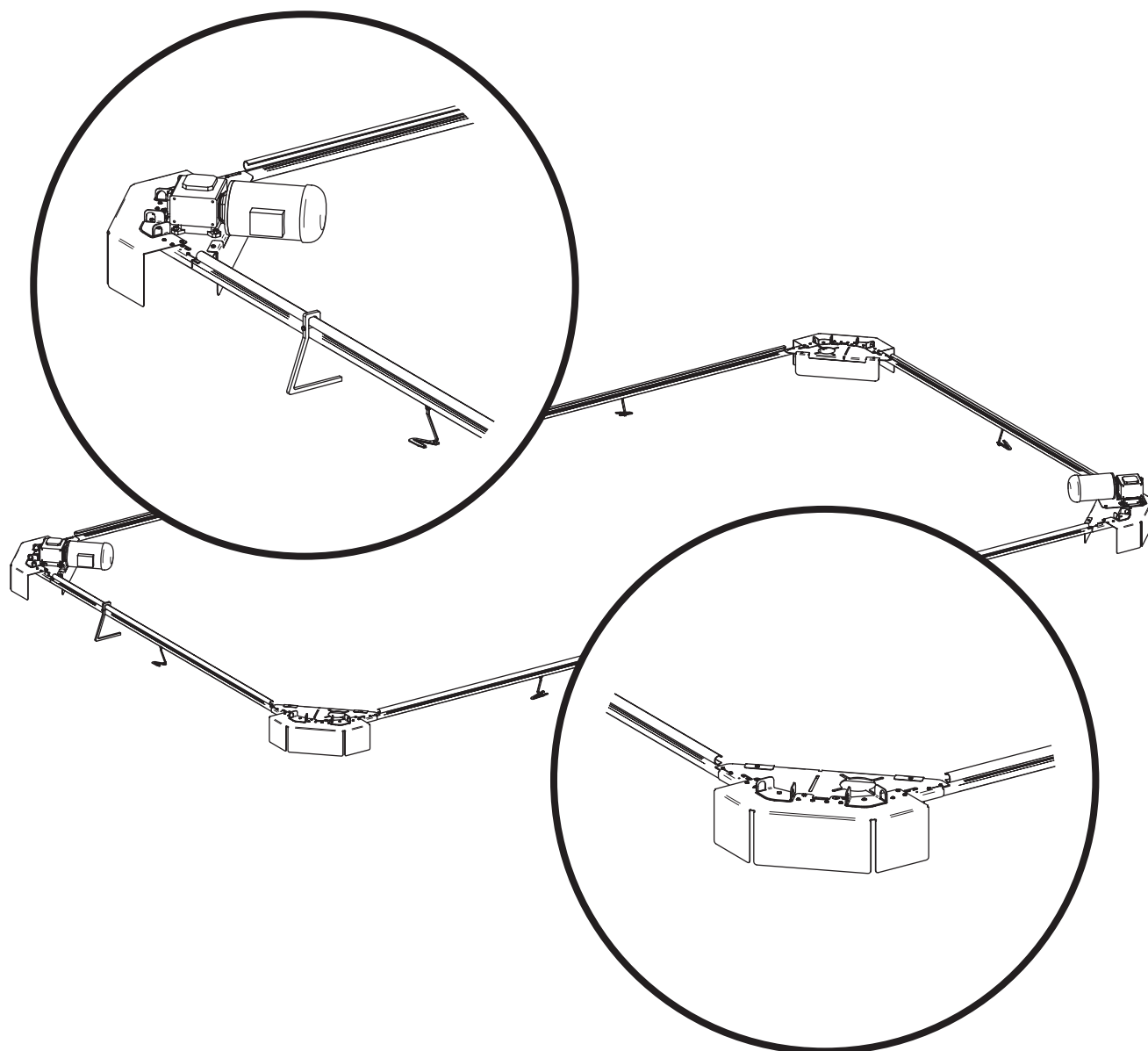


Bird Removal Systems.

Cutting-Edge Technology for Poultry Production.

CHICK-OUT AUTOMATED BIRD REMOVAL SYSTEM

Please call your local LUBING representative for pricing information.



Warranty Terms and Conditions Returned Goods Policy Change Order Policy

Cutting-Edge Technology for Poultry Production.

LUBING SYSTEMS, L.P. LIMITED PRODUCT WARRANTY

LIMITED WARRANTY

Each new product provided by Lubing Systems, L.P. (each "Product") is warranted to be free from defects in material or workmanship for one (1) year from date of purchase by or for the original purchaser.

ELIGIBILITY FOR LIMITED WARRANTY

In order to be eligible for coverage under this Limited Warranty, each of the following conditions must be satisfied:

1. The Product must be installed and operated in accordance with the written instructions published by the Manufacturer with respect to the product; and
2. The Product must be purchased from and installed by an authorized distributor and/or certified representative of Lubing Systems, L.P.

SOLE REMEDY

In the event of a covered Warranty claim, Lubing Systems, L.P. will, as the sole remedy and measure of damages, at its option and in its sole discretion, repair or replace the covered Product free of charge, F.O.B. its plant in Cleveland Tennessee. Labor and delivery costs associated with the replacement or repair of the covered Product are not included in or covered by the Warranty.

EXCLUSIONS

1. Malfunctions, failures, or breakage caused by misuse, abuse, negligence, alteration, accident, chemicals or minerals in the water, poor quality water, lack of sufficient water, lack of proper maintenance, electrical power surges, interruptions in power, acts of God, acts of war, riot, terrorism, or civil disobedience shall not be considered defects under the Warranty, and are excluded from coverage.
2. Alteration of the Product from the manufacturer's original configuration, and the installation of additional or replacement components other than original equipment provided and installed by the manufacturer or Lubing Systems, L.P. shall not be considered defects under the Warranty, and are excluded from coverage.
3. Use of the Product other than in accordance with the manufacturer's operational instructions and guidelines shall not be considered a defect under the Warranty, and any claims resulting from or attributable to such use are excluded from coverage.
4. The Warranty does not extend to claims made by persons other than the original consumer purchaser, and are excluded from coverage.

LIMITATION OF WARRANTY

1. EXCEPT AS PROVIDED ABOVE, LUBING SYSTEMS, L.P. MAKES NO WARRANTIES OR CLAIMS OF ANY KIND WITH RESPECT TO THE PRODUCTS. LUBING SYSTEMS, L.P. HEREBY SPECIFICALLY DISCLAIMS ANY IMPLIED WARRANTY OR CONDITION, WHETHER STATUTORY OR OTHERWISE, INCLUDING ANY WARRANTY OF MERCHANTABILITY OR FITNESS FOR A PARTICULAR PURPOSE.

2. LUBING SYSTEMS, L.P. IS NOT RESPONSIBLE FOR LOSS OF TIME OR PROFITS, INCREASED COSTS OF LABOR, INCONVENIENCE, LOSS OF USE OF PRODUCT, LOST SALES OR ORDERS, OR ANY OTHER CONSEQUENTIAL, INCIDENTAL OR INDIRECT DAMAGES.

3. THIS LIMITED WARRANTY IS ONLY APPLICABLE IN THE UNITED STATES AND CANADA.

4. THIS LIMITED WARRANTY CONSTITUTES THE ENTIRE WARRANTY GIVEN BY LUBING SYSTEMS, L.P. WITH RESPECT TO THE PRODUCTS, AND LUBING SYSTEMS, L.P.'S COMPLETE OBLIGATION WITH RESPECT TO THE PRODUCTS IS STATED IN THIS LIMITED WARRANTY. NO PERSON OR ENTITY HAS THE AUTHORITY TO IMPLY, SUGGEST, AGREE, REPRESENT, WARRANT, OR PROMISE CONTRARY TO THE TERMS OF THIS LIMITED WARRANTY.

WARRANTY CLAIM PROCEDURE

In order to present a claim for coverage under this Limited Warranty, please contact Lubing Systems, L.P. at:

LUBING Systems, LP
135 Corporate Drive, SW
Cleveland, TN 37311

423-709-1000 tel
423-709-1001 fax
866-289-3237 toll-free fax

When calling, you will be requested to provide the following information:

1. Your name;
2. Your address;
3. Your phone number(s);
4. The date of the Product malfunction or failure;
5. The Product identifier number;
6. Proof of the date of purchase of the covered Products;
7. The invoice number or bill of lading from the delivery of the covered Products; and
8. The nature of the Product defect, malfunction, or failure.

GENERAL TERMS AND CONDITIONS

Lubing Systems, L.P. ("Lubing")

Lubing accepts purchase orders, offers and counter-offers from Buyer, and contracts with Buyer, only under the terms and conditions specified herein. Buyer's terms and conditions in relation to this transaction, except price and quantity, are each specifically objected to by Lubing and shall not apply to this transaction, unless subsequently agreed in writing signed by an authorized representative of Lubing.

I. Price and Taxes

1. Unless otherwise specifically agreed in writing signed by an authorized representative of Lubing, prices for products ("Products") are as stated Lubing's Complete Parts List, found on Lubing's website (www.lubingusa.com), and whether for domestic or export shipment, is F.O.B. point of shipment.
2. For additional requirements agreed by Lubing after agreeing to the price, Buyer shall pay Lubing's increases in time, cost or expense for any such change, including Product characteristics, configurations, form or material, quality levels, special testing, inspection or measurement, special drawings or any other such change or additional requirement.
3. Any present or future taxes which Lubing may be required to pay or collect with respect to the sale, purchase, delivery, storage, use, consumption or transportation of the Products, shall be paid by the Buyer.
4. Payment terms for U. S. transactions are net thirty (30) days from the date of shipment of Products to Buyer, unless specifically agreed in writing otherwise. Payment for export shipments must be by advance payment or by irrevocable letter of credit payable at site in local currency at par, issued and confirmed by banks acceptable to Lubing, unless other arrangements are specifically agreed in writing.

II. Delivery

1. Products shall be packaged by Lubing's standard method and shipped to the agreed destination via commercial freight carrier as selected by Lubing.
2. Products shall be shipped by Lubing when prepared in the ordinary course of its business. Dates for shipment specified in this contract are targets, but not commitments, of Lubing unless agreed upon in writing by Lubing.
3. At Buyer's cost and as may be agreeable to Lubing, Buyer may pickup Products at Lubing's facility or specify other means of delivery acceptable to Lubing.

III. Quality and Warranty

1. Lubing warrants Products to be free from defect in material and workmanship only as provided in Lubing's General Product Warranty as found on Lubing's website (www.lubingusa.com), as may be amended, modified, or replaced from time to time.
2. In addition, Lubing warrants Products included on Nipple Selection catalog to be free from defect in material and workmanship only as provided in Lubing's Nipple Warranty as found on Lubing's website (www.lubingusa.com), as may be amended, modified, or replaced from time to time.
3. The foregoing warranties are only valid for Products defective at the time of shipment or for defect in installation performed by Lubing personnel.
4. No warranty shall extend to Products which have been subjected after shipment by Lubing to misuse, neglect, accident, improper installation (other than by Lubing personnel), or which has been repaired or altered other than by Lubing personnel.
5. **THE FOREGOING WARRANTIES ARE IN LIEU OF ALL OTHER WARRANTIES AND REMEDIES FOR PERFORMANCE AND CONDITION OF THE PRODUCTS AND INSTALLATION, AND EXCEPTING A COVENANT FOR GOOD TITLE TO THE PRODUCTS, LUBING MAKES NO OTHER WARRANTY, EXPRESSED OR IMPLIED, INCLUDING WARRANTIES OF MERCHANTABILITY, OR OF FITNESS FOR USE FOR A PARTICULAR PURPOSE.**

IV. Claims

1. On notice of warranted defect, Lubing may conduct an on-site investigation.
2. Buyer shall assist in all reasonable ways with Lubing's investigation of claims.
3. All claims of warranty coverage shall be handled in accordance with Lubing's General Product Warranty as found on Lubing's website (www.lubingusa.com), as may be amended, modified, or replaced from time to time.

V. Limitation on Liability

1. The parties agree that the exclusive remedy of Lubing for any claims related to Products installation, performance, or warranty shall be as provided in Lubing's General Product Warranty as found on Lubing's website (www.lubingusa.com), as may be amended, modified, or replaced from time to time.
2. Lubing shall not be liable in any event for any other expense incurred by Buyer or others, nor for any special, consequential, liquidated, incidental, punitive, or other damages, losses or penalties suffered by Buyer or anyone else with respect to the Products delivered or offered by Lubing, or Lubing's Product installation, including without limit, loss of profit, production, or use, or damage to other goods or property.

VI. Late Payment and Security Interest

1. Buyer grants to Lubing a purchase money security interest in all Products purchased from Lubing until all amounts owed to Lubing from Buyer are paid, specifically authorizes Lubing to file such UCC financing statements or other documents as may be required to perfect such security interest, and shall execute any documents necessary for Lubing to perfect such security interest.

2. If at any time any payment due to be paid by Buyer to Lubing is past due, Lubing may reschedule, suspend or cancel any pending deliveries to Buyer. If Buyer voluntarily or involuntarily becomes a debtor in any bankruptcy, insolvency, workout or similar process, then thereafter payment for Products shall be by cash to Lubing sixty (60) days in advance of delivery to Buyer; Lubing may suspend all work towards completion of Products to be delivered until such payment is made, and the date for delivery shall be on or before the sixtieth (60th) day following such payment.
3. Buyer grants to Lubing permission to enter Buyer's premises and to obtain possession of any Products with respect to which payment is not made in accordance herewith.
4. Amounts owed to Lubing from Buyer shall include promises to pay and other commitments to pay which may be in substitution of accounts or other obligations.

VII. Cancellation by Buyer

1. For the period Lubing delays or postpones shipment at Buyer's request or for overdue accounts, Buyer shall pay a delay charge on Lubing's committed costs at an annual rate of twelve percent (12%).
2. When Lubing has received from Buyer adequate notice in writing prior to commencement of manufacture of the Products, Lubing shall rescind a standing purchase order, but Buyer shall be responsible for costs incurred by Lubing in preparation of manufacture, including without limitation, cost of raw materials, labor, engineering, overhead and selling and other expenses.

VIII. Termination and Modification

1. Termination of any purchase order requires the written consent of both parties unless otherwise specifically provided. Lubing may terminate a purchase order unilaterally for failure to pay when due, and also if Buyer has not made reasonable progress in correcting another material breach of any agreement between Lubing and Buyer within thirty (30) days after notice thereof.
2. Except for payment of accounts when due, neither party shall be liable for loss, damage, detention or delay resulting from any cause whatsoever beyond its reasonable control ("Force Majeure"). The party affected by such Force Majeure promptly shall notify the other party. If performance, other than payment when due, is delayed by Force Majeure for more than thirty (30) days, then either party may terminate this Contract on notice to the other.
3. In the event of termination of a purchase order as provided in subsections 1 or 2, above, Buyer shall make payment to Lubing of the full price for the Products less all net savings of Lubing, if any, as determined by Lubing to result from such termination.
4. In the event of termination of a purchase order other than as provided in subsections 1 and 2 above, Buyer shall be required to pay to Lubing the full purchase price for the Products ordered.

IX. Disputes and Interpretation

1. Any dispute between the parties arising out of this Agreement shall be determined by binding arbitration under the rules of the American Arbitration Association ("AAA"). The arbitration shall be conducted in Atlanta, Georgia, by a single arbitrator mutually acceptable to the parties, or, in the event the parties are unable to agree upon a single arbitrator, by a single arbitrator appointed by the Atlanta, Georgia, office of such association. The cost of the arbitrator and of AAA shall be divided and borne equally by the parties.
2. The law of the State of Tennessee shall govern the relationship among Lubing and Buyer. These Terms and Conditions are part of any other documents to which these Terms and Conditions are attached or by which these Terms and Conditions are referenced, and such documents are incorporated herein by this reference and, except as are specifically objected to by Lubing or by these Terms and Conditions, are a part of the entire agreement among the parties.
3. No waiver by one party of any rights which that party may have shall be considered a waiver of subsequent assertion of such rights, except in accordance with the terms of a written waiver. Any provision of these Terms and Conditions determined to be unenforceable shall be interpreted in the most limited extent possible so as not to render the remainder of the provisions of these Terms and Conditions, or any agreement of which these Terms and Conditions are a part, unenforceable.

Lubing Systems L.P. Returned Goods Policy

December 17, 2005

Returns. Except for Lubing's Products that are defective at the time of delivery to Distributor, Lubing shall not be obligated to accept returns of any of Lubing's Products. Any permitted returns shall be handled in accordance with Lubing's Returned Good Policy, as may be amended from time to time.

1. Distributor shall examine each Product purchased and notify Lubing in writing of any defective Product within five (5) days following Distributor's (or Distributor's customer's) receipt of such Product. Products shall be deemed accepted unless Lubing has been notified of such defect within such five (5) day period.

2. Any item being returned to Lubing must be accompanied by a Returned Goods Authorization number (an "RGA"), clearly visible on the outside of the return packaging. ***Any item received by Lubing without a clearly visible RGA will be returned to sender at sender's expense.*** Distributor (or distributor's customer) should contact Lubing at (866) 289-3237 to obtain an RGA, and should have the following information available:

- (a) Name of party billed
- (b) Shipment destination
- (c) Name of grower and integrator (if applicable)
- (d) Status of invoice payment
- (e) Exact quantity and description of items for return
- (f) Reason for return and condition of returned Product

All returns should be shipped freight prepaid.

3. If Lubing issues replacement Product prior to Lubing's receipt of the returned Product, then Lubing will issue credit against the invoice for replacement Product upon Lubing's receipt of the returned Product.

4. Lubing reserves the right to impose a restocking charge of twenty- percent (20%) of the purchase price of any returned Product.

LUBING SYSTEMS, LP
CHANGE ORDER POLICY

Lubing constantly strives to meet our customers' needs. One of the ways this is achieved is through effective production planning. In order to plan production efficiently, Lubing Systems must be able to rely on the accuracy and stability of orders, including exact parts, quantities and shipment dates, to efficiently manage production and provide customers with the best and most efficient service.

Lubing recognizes that needs can change, however, and will attempt to accommodate modifications requested by customers according to the following policies:

- Any customer requesting a change to an accepted purchase order is required to notify Lubing in writing of such change, including changes regarding product type, quantity and/or shipment dates, not later than two (2) weeks prior to the scheduled shipment date.
- Customers are required to submit all change order notifications via fax to (866) 289-3237, or via email to tjenkins@lubingusa.com.
- Lubing will attempt to accommodate requested changes, but cannot guarantee the original requested ship date if the customer requests changes in product type or quantity.
- Unless otherwise agreed in writing signed by an authorized Lubing representative, any change to or cancellation of an accepted purchase order received by Lubing s upon fewer than two (2) weeks' notice prior to the scheduled shipment date will result in a change order fee equal to equal to the purchase price of the subject Products.

10 Year No-Leak Nipple Warranty

LUBING SYSTEMS, L.P.

In the Lubing Watering Systems, poultry nipples sold by Lubing Systems, L.P. are warranted against leaking for a period of ten years from the date of purchase and prorated as follows:

- First Year: Lubing provides replacement nipples and labor for change-out
- Second through Fifth Year: Lubing provides replacement nipples only
- Sixth through Seventh Year: Customer pays only 20% of list price for the replacement nipples
- Eighth through Tenth Year: Customer pays only 40% of list price for the replacement nipples
- Customer always pays freight costs

This warranty does not warrant against leaks or damage caused by iron, calcium, other impurities, or when unfiltered water is used.

In no event will Lubing Systems, L.P. be liable for any incidental or consequential damages due to any cause whatsoever.

THE FOREGOING CONSTITUTES LUBING SYSTEMS, L.P.'S SOLE LIABILITY AND THE PURCHASER'S SOLE REMEDY WITH RESPECT TO PRODUCTS SOLD BY LUBING SYSTEMS, L.P. EXCEPT AS SO PROVIDED, LUBING SYSTEMS, L.P. DISCLAIMS ALL WARRANTIES, EXPRESSED OR IMPLIED, INCLUDING ANY WARRANTY OF MERCHANTABILITY OR FITNESS FOR A PARTICULAR PURPOSE, AND PURCHASER ACCEPTS THIS WARRANTY IN LIEU OF ALL OTHER CONTRACTS, TORT AND OTHER LEGAL REMEDIES, INCLUDING NEGLIGENCE, IN REGARD TO THE PRODUCTS.

LUBING

LUBING SYSTEMS, L.P.
135 Corporate Drive, SW
Cleveland, TN 37311

LUBING

A Tradition of Innovation.

Contact your local Lubing distributor or representative for additional information regarding Lubing products.

All technical content in this instruction is subject to change.

LUBING Systems, L.P.

135 Corporate Drive, SW
Cleveland, TN 37311 • USA

423 709.1000 tel
866 289.3237 toll-free fax
info@lubingusa.com
www.lubingusa.com

Printed in the U.S.A.