

Small Parcel Shipping within the Continental U.S.

Use the shipping schedule to determine your charges for small parcel surface shipping in the continental United States. Air shipping is available at extra cost. All carriers use dimensional weight to assess air shipping charges.

Minimum order amount is \$25.00. With the rising costs of supplies, credit card processing and administrative fees, orders under 25.00 are not financially feasible to process in any practical manner.

Small Parcel Shipping to Alaska, Hawaii, and Foreign Countries including Canada:

Since the Post Office, Federal Express, and other small package carriers have instituted dimensional weight, the charges for packages vary widely. Estimates are 30-40% of parts cost, depending on the items. We have had several lost parcels using the postal service and recommend FedEx as the best delivery company for non-continental U.S. addresses. Large parcel orders are shipped via air freight. Contact us with the details of your order and your shipping address and we will quote the delivery charges.

Back Orders: Although we have a large inventory of parts available, occasionally back orders occur. Regular inventory items not in stock at the time of your order will be shipped at no additional cost, as quickly as possible.

Damaged Merchandise: Contact us immediately if you have a damaged parcel. Do not discard any packing as you may harm your chances of quick resolution. Have your invoice number ready when calling. Any damage or shortages must be reported to us within 7 days of receipt of goods.

Returns: Must be accompanied by copy of invoice and returned in the same condition as shipped.

All returns are subject to a 15% inspection and restocking assessment. Returns older than 30 days must be pre-approved. Please call ahead of time with details before returning.

Warranty: Items we manufacture carry a limited lifetime warranty. Items we do not manufacture carry a warranty of one year from the date of purchase. Warranty is limited to the replacement of parts. Proof of purchase required.

Price Changes: We will notify you of any substantial price changes before shipping. Items with small increases will be processed and the amount due will be billed to your account or added to your invoice. If you are billed, please pay the balance due upon receipt. Prices are subject to change without notice.

Payment: Because of increasing amount of incomplete transactions, we are no longer accepting COD orders. Please mail check or money order payable to: Fusick Automotive Products, Inc. We reserve the right to hold personal checks up to 14 days for bank clearance.

Credit Cards: We accept Visa, MasterCard, American Express and Discover Card as payment. FAX, mail or Email orders are preferred to avoid delays due to incorrect or incomplete information.



Shipping: Orders are processed within 2 hours of receipt and are shipped the same day whenever possible. Please provide a street as well as mail address to assist us in handling your order quickly. Please print or type your order.

Show Schedule: It is impossible to have every item in our inventory available off premises. However we do try to have a large selection of popular items available. If you plan on attending one of the shows and would like us to deliver parts to you please contact us 2 weeks prior to the show. We will have the parts set aside for you. Uncommon color interior items or special order items will need even more time.

- | | | |
|---|--------------------------|---------------------|
| 1. Spring Carlisle, Penn. | Spaces N160-65 | April 23-27, 2008 |
| 2. Long Island Oldsmobile Club Spring Dustoff | Merrick, Long Island, NY | First Sunday in May |
| 3. Oldsmobile Club of America National Meet | Dearborn, MI | August 6-9, 2008 |
| | Pittsburgh, PA | July 15-19, 2009 |
| 4. Fall Carlisle, Penn. (Infield) | Spaces IJ33-39 | October 3-7, 2007 |
| 5. Fall Hershey, Penn. (Green Field) | Spaces GBJ 1-5 | October 10-13, 2007 |

Shipping Schedule:

		Charge
For orders from	25.00 to 50.00	8.00
For orders from	50.01 to 100.00	12.00
For orders from	100.01 to 200.00	15.00
For orders from	200.01 to 350.00	23.00
For orders from	350.01 to 500.00	29.00
For orders over	500.00	35.00

Handling charge for all orders 2.00

A \$2.00 Handling Charge is added to all orders. We have decided this is the fairest way to cover increasing handling costs without raising parts prices.



1-860-623-1589

1-860-623-1583

M-Th. 8:00 AM to 6:00 PM

Fri 8:00 AM to 5:00 PM

Saturdays 9:00AM-12:00 Noon

22 Thompson Road P.O. Box 655
East Windsor, CT 06088-0655
Website: www.fusick.com
FAX MACHINE
1-860-623-3118
24 hours 7 days a week



Dear Oldsmobile Cutlass, 442, and Hurst/Olds Enthusiast:

This is our 41st catalog of parts for 1961-77 Cutlass/442 and Hurst/Olds. Oldsmobile enthusiasts worldwide turn to Fusick Automotive to supply their restoration needs. Our commitment to you is proven by the fact that 95% of all reproduction parts for Oldsmobile available originate here with approximately 1200 of our own tooling dies. We are the ONLY GM licensed manufacturer of Oldsmobile, 442, Cutlass, Rocket Emblems, and Guide Lenses that are trademarks of General Motors Corporation. Look for this statement on each licensed part you purchase from ALL the hobby suppliers. Besides the licensed items, we are the exclusive manufacturer of 442 Grilles, Headlight Housings, Bumper Fillers, and other necessary rubber and plastic parts.

Some new products we have added to this catalog are: 1966 442 Grilles, Grille Bars and Grille Rocket Emblem, 1966 442 Front Fender Chrome Louvers, 1966 Headlight Bezels, 1965-66 Turn Signal Lever, 1965-67 Die Cast Front Fender Extension Moldings, 1968-72 Door Panel Rocket Emblems, 1965-67 442 Dash Emblems, 1968-69 Cutlass Supreme Dash Emblem, 1973-77 Cutlass Salon Front Fender Scripts and Fender & Trunk Flag Emblems, Hurst Olds Fender Covers, 1970 Cutlass Supreme 'Oldsmobile' Grille Script.

Please plan your needs in advance so that we can prepare and ship your order within a logical time frame. Air shipping requests are expensive and interrupt normal order processing procedures so please try not to create needless emergency situations.

Two other catalogs are available for Oldsmobile enthusiasts. We currently offer catalog 18BC for 1961-75 88-98-Starfire and Toronado, and catalog 500 for 1935-60 Oldsmobiles. Catalogs are no charge with an order or \$5.00 each by mail. For new item updates and advance copies of our newest catalogs see our website at www.fusick.com. You can download the latest catalog for free, and order from our secure order form. Enjoy the catalog and we look forward to assisting you with your Cutlass/442/Hurst Olds restoration in the near future.

Sincerely for Oldsmobile,

Office Personnel

David Jackson

Jason Jutras

Kevin McMahon

Stephen O'Brien

Warehouse Personnel

James Hemingway

Terrance Chase

Michael Fusick

EMBLEMS AND SCRIPTS

We stock the largest and most complete selection of emblems and ornamental parts available for 1964-77 Cutlass & 442. All parts listed in the Emblems and Scripts section are manufactured by us. Each part is carefully researched for proper size, color, pin location, and application. All emblems are made using injection die casting methods, chrome plated, and painted the appropriate color or colors. Our quality emblems are then inspected and licensed by General Motors. Recently there have been some inferior quality reproduction emblems introduced on the market. The quality, fit, and finish do not meet our standards. Injection die cast tooling costs between \$3,000.00 and \$6,000.00 per emblem, far in excess of these inexpensive spin cast versions.



Oldsmobile, Guide Lens, 442, Rocket Symbol, are trademarks of General Motors Corporation and are used under license to Fusick Automotive Products, Inc.*

1964-68 442 Emblems

1964-67 442 Emblems are a quality injection die cast product, chrome plated and painted in the correct tri-color. Each emblem has red, red/orange, and yellow/orange sections as original. 1968 442 Emblems are quality die cast, chromed and painted the correct semi-flat black. General Motors has inspected and licensed all our 442 emblems.

1964-65 442 Emblems: Fit on the front fenders and trunk of 1964 442's, and the rear quarter panels and trunk on 1965 442's. 1964 owners must drill an extra hole to properly mount the emblems. Includes fasteners. Manufactured with all new tooling.

SE645	442 Emblem	1964-65 442	29.50 ea.
SE650	442 Grille Emblem	1965 442	35.00



1966 442 Emblems: Three separate emblems are used on the 1966 442. Chrome plated, tri-color emblems include fasteners.

SE66G	442 Grille Emblem	1966 442	32.50
SE66F	442 Quarter Emblem	1966 442	32.50 ea.
SE73T	442 Trunk Emblem	1966-67 442	32.50



1967 442 Emblems: Grille bar and emblem, and the trunk emblem are tri-color on chrome plating. The fender emblem has black highlights in the tri-color section. Fasteners included only with the fender and trunk emblems. Please note the SE67GB picture shown is cropped to show detail, bar extends across whole grille and is 24 1/2" in length.

SE67GB	442 Grille Bar	1967 442	92.50
SE67F	442 Fender Emblem	1967 442	35.00 ea.
SE73T	442 Trunk Emblem	1966-67 442	32.50



1968 442 Emblems: Grille emblem is one piece and conforms to the curvature of the grille. The trunk emblem is also one piece, while the fender emblems are a set of 3 individual numbers.

Chrome plated with satin black painted highlights. All emblems include fasteners.

SE68G	442 Grille Emblem	1968 442	42.50
SE68T	442 Trunk Emblem	1968 442	39.50
SE790F	442 Fender Emblem	1968 442	34.50 ea. set



1969-75 442 Emblems

1969-75 442 Emblems are a quality injection die cast product, chrome plated and painted where applicable with the correct finish. General Motors has inspected and licensed all our 442 emblems. Look for the GM Restoration Parts and Fusick Automotive Products, Inc. license tags on all 442 Emblems.

1969-73 442 Emblems: 1969-70, & 1973 442 models used a header panel emblem set mounted between grilles. Front fender 442s were used on all 1969-73 and 1969-72 models were complimented with 442 trunk numerals. Our emblems are manufactured from high pressure injection tooling. Original factory samples were provided to attain the correct textured-grain finish. Many of the later GM NOS emblems lost their finish due to worn or rusted tooling. All emblems include fasteners. For the restorer that requires the correct emblem location, we offer a Template Kit for all 1970-72 442 and/or W30 front fenders and trunk installation.

SE234F	1969-70 442 and 1973 442 Header Emblem	29.50 set
SE223F	1969-73 442 Fender Emblems	29.50 ea. set
SE678T	1969-72 Trunk Emblem	29.50 set
T7072	1970-72 Numeral Location Template	29.50 kit



1971 & 1972 442 Grille Emblems: Each 442 Grille Emblem set contains two '4's and one '2'. 1971 grille emblem has a chrome rim and painted black while 1972 grille emblem has a chrome rim and painted red. Each set includes fasteners.

SE71G	1971 442 Grille Emblem	27.50 set
SE72G	1972 442 Grille Emblem	27.50 set

1974-75 442 Emblems: Die cast chrome plated 442 emblem with the correct brushed finish. 1974 442s were equipped with emblems on the grille, front fenders and trunk. 1975 442s characterized emblems on the front fenders and trunk. Fasteners included with all emblems.

SE65F	1974-75 442 Fender Emblems	42.00 each
SE55G	1974 442 Grille Emblem	55.00
SE77T	1974-75 442 Trunk Emblem	49.00



W30, W31 & SX Emblems

1970-72 W30 Fender Emblem: This emblem mounts on fender of 1970-72 W30 optioned 442's. 4 1/2" long, two studs with fasteners included. Chrome with black painted highlights.

SE95F	W30 Emblem	1970-72 W30	26.50 ea.
--------------	------------	-------------	-----------

1970 W31 Fender Emblem: Emblem mounts on fender of W31 optioned F-85, Cutlass, Cutlass S, Rallye 350 Models. 4" X 1" chrome plated emblem with black highlights. Two studs with fasteners included.

SE31F	W31 Emblem	1970 W31	26.50 ea.
--------------	------------	----------	-----------

1970-71 Cutlass Supreme 'SX' Fender Emblem: 2 1/2" X 1 1/4" chrome plated emblem with black painted highlights. Correct for all 1970-71 Cutlass Supreme models with 'SX' option.

SE98F	'SX' Emblem	1970-71 SX	26.50 ea.
--------------	-------------	------------	-----------



1961-77 Cutlass Scripts

These excellent reproduction scripts are injection die cast, chrome plated, and painted as original. All the Oldsmobile and Cutlass Scripts in this catalog are inspected, approved, and licensed by General Motors. Look for the GM Restoration Parts and Fusick Automotive Products, Inc license tags on all 'Oldsmobile' and 'Cutlass' scripts you purchase. These are the best quality scripts available on the market today.



Oldsmobile, Guide Lane, 442, Rocket Symbol, are trademarks of General Motors Corporation and are used under license to Fusick Automotive Products, Inc.*

1961-63 'Cutlass' Fender and Trunk Script: The same script is used on both fenders and trunk. Chrome plated with black highlight in the middle of each letter. Three mounting studs, includes fasteners.

SE63F Cutlass Script 1961-63 All Cutlass 35.00 ea.



1965 Front Fender, 1966 Rear Quarter 'Cutlass' Script: Chrome plated script fits 1965 Cutlass on both front fenders and both rear quarters of 1966 Cutlass. Three mounting studs, includes fasteners.

SE14F Cutlass Script 1965-66 All Cutlass 29.50 ea.

1966-67 'Cutlass' Trunk Script: Chrome plated with black highlights, two studs with fasteners. Fits both 1966 and 1967 Cutlass on trunk lid.

SE71T Cutlass Script 1966-67 Cutlass 29.50



1967 'Cutlass' Fender Script: Three studs with fasteners. Chrome plated Cutlass Script with black highlights. Fits all Cutlass and Cutlass Supreme models on front fenders.

SE55F Cutlass Script 1967 Cutlass 27.00 ea.

1968-69 'Cutlass' Scripts: Fender and trunk Cutlass scripts.

Chrome plated with black highlights. Cutlass Scripts apply to both Cutlass and Cutlass Supreme models. Fasteners are included.

SE81F Cutlass Fender Script 1968-69 Cutlass 29.50 ea.

SE43T Cutlass Trunk Script 1968 Cutlass 29.50

SE72T Cutlass Trunk Script 1969 Cutlass 29.50



1970 'Cutlass' Fender and Trunk Scripts: Scripts fit 1970 Cutlass and Cutlass Supreme on both fenders and trunk. Chrome plated with black highlights. Includes fasteners.

SE48F Cutlass Fender Script
1970 Cutlass & Cutlass Supreme 24.50 ea.

SE70T Cutlass Trunk Script 1970 Cutlass 26.50

1971-77 'Cutlass' Fender and 1971-72 Trunk Scripts:

Chrome plated, correct script without highlights. Cutlass script is used on Cutlass and Cutlass Supreme in 1971-72, Cutlass models only in 1973-77. Fasteners included.

SE12F Fender Script 1971-77 Cutlass 24.50 ea.

SE57T Trunk Script 1971-72 Cutlass 26.50



1970 Cutlass Supreme 'Oldsmobile' Grille Script: We now have available the chrome 'Oldsmobile' script for grille on all 1970 Cutlass Supreme models. Fits our Supreme Grilles perfectly (page 11). Special bracket for mounting is included.

SE39G 1970 Cutlass Supreme 'Oldsmobile' Grille Script 25.50



1967-77 'OLDSMOBILE' Scripts and Letter sets

All Oldsmobile scripts and letter sets are inspected, licensed and approved by General Motors. Excellent quality chrome with the correct painted highlights where needed.

1967 'OLDSMOBILE' Grille Bar Emblem: Fits all 1967

Cutlass and Cutlass Supreme on grille bar.

Chrome plated with black highlights. Fasteners included.

SE49G Grille Bar Emblem 1967 all exc. 442 32.50



1968-70 'OLDSMOBILE' Hood Script: Correct die cast chrome plated with black highlights. Fits 1968-69 exc. 442, 1970 442 except Ram Air. Includes fasteners.

SE74H 'OLDSMOBILE' script 1968-70 32.50

1970 Cutlass 'S' and Rallye 350 'OLDSMOBILE' Grille

Script: Die cast script with 3 special studs and fasteners to mount on the grille. Chrome plated with black highlights. This script fits 1970 Cutlass S and Rallye 350 only.

SE97G Grille script 1970 Cutlass S & R350 32.50



1971 Cutlass 'S', 1972 All Cutlass except 442 'OLDSMOBILE'

Grille Script: chrome plated die cast script, with special studs and fasteners to mount on the grille.

SE25G Grille script 1971 Cutlass S, 1972 All exc. 442 32.50

1971-72 'OLDSMOBILE' Hood Script:

Chrome script that includes fasteners, fits 1971 442 except OAI, 1972 Cutlass and Cutlass Supreme W29 and 442s with steel hood.

SE02H 'OLDSMOBILE' Hood Script 32.50



1971-72 'O-L-D-S-M-O-B-I-L-E'

Trunk Letter Set: This set of 10

letters fits 1971-72 Cutlass Supreme coupes and convertibles on the trunk lid. Excellent chrome finish with black painted highlights in center of letters. Includes barrel nut fasteners.

L712T Letter set 1971-72 Supreme 48.00 set



1973-77 'Cutlass Supreme' Fender and Trunk Scripts:

Fits all 1973-77 Cutlass Supreme models on front fenders and trunk. Excellent quality die cast chrome plated scripts.

Speed nut fasteners included with all scripts.

SE39F 'Cutlass Supreme' Fender Scripts 1973-77 39.00 each

SE17T 'Cutlass Supreme' Trunk Script 1973-77 42.00



1974-75 & 1976-77 Cutlass Supreme Roof Panel Emblems:

1974-75 emblem is cast chrome plated with correct ribs around rocket and red background. 1976-77 emblem is cast chrome plated with black background.

Both emblems have correct clear covering.

SE745RP Roof Panel Rocket (Red) 1974-75 Cutlass Supreme 29.50 each

SE767RP Roof Panel Rocket (Black) 1976-77 Cutlass Supreme 29.50 each



1976-77 Cutlass Supreme Trunk Rocket Emblem: Excellent quality cast chrome plated emblem.

Fits around trunk lock on all 1976-77 Cutlass Supreme models. Correct black background with clear covering and black paint around edges. Self adhesive material on back.

SE24T Trunk Rocket Emblem 1976-77 Cutlass Supreme 59.00



1965-72 Rocket Emblems

The Rocket Emblems below are injection die cast and chrome plated, then carefully painted correct Claret Poly (purple) with black highlights where needed. Each Rocket Emblem is inspected, approved, and licensed by General Motors.

1965 All Cutlass and 442 Hood

Rocket Emblem: 5 1/2" tall, chrome plated, with claret poly paint in the rocket tail and the ribbed background. Two mounting studs as original with fasteners.

SE03H Rocket Emblem

1965 all Cutlass/442 33.50



1969-70 F-85 and Cutlass

Supreme Hood Extension Rocket

Emblem: 4 1/2" tall chrome plated with claret poly paint highlights in ribbed section and rocket tail. Two offset studs, fasteners included.

SE10H Rocket Emblem

1969-70 exc. 442 & 'S' 32.50



1966 Cutlass and 442, 1967 Deluxe F-85 Trunk Rocket Emblem:

4 1/8" tall chrome plated emblem with claret poly paint in the rocket flame and ribbed section as original.

Two mounting studs with fasteners.

SE78T Rocket Emblem

1966 Cutlass and 442, 1967 F85 33.50

1970 F-85, Cutlass, Cutlass

Supreme, Rallye 350, 1972 Cutlass 'S' Trunk Rocket Emblem:

4 3/4" tall x 1 3/4" wide, chrome plated Rocket Emblem with black painted highlights in rocket and border. Hole in emblem to go around trunk lock. Three studs, with fasteners included.

SE69T Rocket Emblem

1970 exc 442, 1972 'S' 32.50



1967 Cutlass F-85 Deluxe

Front Fender Rocket Emblem:

3 1/2" tall fender rocket emblem is chrome plated and painted claret poly. Two studs with fasteners as original. For models 3500-3600.

SE56F Rocket Emblem

1967 F-85 Deluxe 24.50 ea.



1971 All Models Rocket

Emblem between Grilles:

5" Tall chrome plated Rocket Emblem has black highlights in the border and the tail of the rocket. Background is open as original. Mounts on plastic shield between grilles. Two studs with speed nut fasteners included.

SE01RE Rocket Emblem

1971 all models 32.50



1968 442 2 Door Hardtop and Sport Coupe Trunk Rocket Emblem:

4" Tall chrome plated Rocket Emblem with claret poly painted rocket tail and ribbed area as original. One stud uses a self tapping nut and the other uses a barrel nut. Fasteners included.

SE32T Rocket Emblem

1968 all 2 Door 32.50

1968 442 Convertible Trunk

Rocket Emblem: 4" chrome plated Rocket Emblem with claret poly painted rocket tail and ribbed background area.

Two studs, one using a self tapping nut and the other a barrel nut as original. Fasteners included.

SE33T Rocket Emblem

1968 442 Conv only 32.50



1972 All Models Rocket Emblem

between Grilles: 5" Tall chrome plated Rocket Emblem has black paint on the tail of the rocket and solid black painted background. Mounts on plastic shield between grilles. Two studs with fasteners included.

SE32F Rocket Emblem

1972 all models 32.50

1967-72 Cutlass Supreme, Cutlass 'S', 1973-77 Cutlass Salon Emblems

1967, 1970-72 C/S Emblems

1967 Cutlass Supreme

Convertible Fender C/S Emblem:

This emblem mounts on the fenders of 1967 Cutlass Supreme Convertibles only. 3 1/4" tall, chrome plated with claret poly highlights and background. Two studs with fasteners included.

SE58F Fender C/S Emblem

1967 Cutlass Supreme Conv. 26.50 ea.



1968 Cutlass 'S' Trunk Emblem:

4" tall chrome plated 'S' emblem. Claret Poly background and correct black highlights. Uses one speed-nut and one barrel nut fastener, included.

SE34T 'S' 1968 Cutlass 'S' 26.50



1967 Cutlass Supreme and 442

C/S Trunk Emblem: Trunk C/S Emblem fits 1967 Cutlass Supreme and all 442s. 3 3/4" tall chrome plated emblem has two studs, includes fasteners. Claret poly painted background and C/S portion.

SE75T Trunk C/S Emblem

1967 Cutlass Supreme & 442 33.00

1968-70 Cutlass 'S' Emblem:

3" tall chrome plated 'S' Emblem. Painted correct claret poly maroon in background and black highlights around edge and in the S. Also used on Rallye 350 Cutlass 'S' models. Does not fit cars with the optional chrome side molding.

SE07F 'S' 1968-70 Cutlass 'S' 25.50 ea.



1970-72 Cutlass Supreme 2 and 4

Door Hardtop Roof Panel C/S

Emblem: Mounts on roof panel behind rear quarter window. 2 1/2" X 1 1/2" chrome plated emblem with black highlights in the letters and scroll work as original. Two studs with barrel nut fasteners included.

SE64RP C/S Roof Emblem

1970-72 Supreme 27.50 ea.



1972 Cutlass 'S' Front Fender Emblem:

2 1/2" tall chrome plated 'S' emblem has claret poly background and black highlights around edge and in the S. Two mounting studs with fasteners included.

SE72F 'S' Emblem

1972 Cutlass 'S' 24.50 ea.



1968-72 Cutlass 'S' Emblems



1968 Cutlass 'S' Hood Emblem:

4" tall chrome plated Hood 'S' Emblem. Claret poly background with black highlights around edges and in the S. Mounts on hood above the grille on all Cutlass 'S' Models. Two studs with fasteners included.

SE68HS 'S' 1968 Cutlass S 26.50 ea.

1973-77 Cutlass Salon Fender Scripts:

Quality chrome plated 'Salon' script fits front fenders on all 1973-77 Cutlass Salon models. Fasteners included.

SE7382F 'Salon' Fender Script 1973-77 Cutlass Salon

Models 24.50 ea.



1969-70 Cutlass 'S' Hood Extension

Emblem: 4" tall chrome plated Hood 'S' Emblem. Claret Poly background and black highlights around edge and in the S. Two mounting studs with fasteners included.

SE11H 'S' 1969-70 Cutlass S 26.50 ea.



1973-77 Cutlass Salon Front Fender & Trunk Flag

Emblems: Excellent chrome plating surrounds flags of the world. Fits front fenders and trunk lids for all 1973-77 Cutlass Salon models.

SE7391F Fender Flag Emblem 1973-77 Salon 24.50 ea.

SE7357T Trunk Flag Emblem 1973-77 Salon 24.50

1968-79 Hurst/Olds Emblems & Decals

Fusick Automotive has obtained licensing permission to manufacture the 1968-79 Hurst/Olds Emblems. Each emblem has been reproduced as closely as possible to original specifications. All emblems have been examined by our quality control and fellow Hurst/Olds enthusiasts. 1968-75 Emblems are all black, white and red, while 1979 Hurst/Olds use black and gold paint. These are not the incorrect metal, nor the low pressure die cast parts previously sold by others. Inspected, approved, and licensed by General Motors.



1968 Hurst/Olds Emblem: 6" X 2" Injection molded plastic chrome plated emblem painted with proper red and black with raised 'Hurst/Olds' letters.

Self adhesive backing.

SE68LHO 1968 Hurst/Olds emblems (uses 3) 45.00 ea.



1979 Hurst/Olds Roof Panel and Trunk Emblems:

Both large and small emblems are chrome plated plastic, painted gold and black as original. 4 1/2" X 2 1/4" large emblem is used on roof panel (2 required), and trunk. 2 1/2" X 1 1/4" small emblem is used on the console. Self adhesive.

SE79SHO Small H/O Emblem 29.50 ea.

SE79LHO Large H/O Emblem 45.00 ea.

1968-69 Hurst/Olds Glove Box Decals



1968 Hurst/Olds Glove Box Decal:

Die cut on self adhesive aluminum ribbed background with Red/Black highlights as original.

SE68HO 1968 H/O Glove Box Decal 19.50



1969 Hurst/Olds Glove Box Decal:

Die cut on self adhesive aluminum. Printed in red and black as original.

SE69HO 1969 H/O Glove Box Decal 19.50

1973 Hurst/Olds Opera Window Decals:

Red, white, black, and silver color decal on translucent background. This decal mounts face outward on the inside of the opera window on all 1973 Hurst/Olds.



OW73HO 1973 Opera Window Decals 35.00 pair

1969-75 Hurst/Olds Fender, Trunk, Roof Panel,

Console Emblems: Both small and large emblems are chrome plated plastic, painted red, white and black as original. Large emblem is 4 1/2" X 2 1/4". Three used on 1969, 1972 Hardtop, 1974 and 1975. Two used on 1972 Hurst/Olds Convertible and 1973 uses just one large emblem. 2 1/2" X 1 1/4" small emblem is used on 1973-75 Hurst/Olds shift console and 1975 H/O Roof Panel (uses 2). Self adhesive.

SE69SHO Small H/O Emblem 29.50 ea.

SE69LHO Large H/O Emblem 45.00 ea.

1973-75 Hurst/Olds

Front End Panel Stand

Up Emblem: 2 1/2" tall emblem has spring loaded mounting stud like original. Chrome plated with black background around the 'OLDSMOBILE' script. Mounting nut and plastic mounting base included.

Very expensive piece to manufacture.

SE735HO Hurst/Olds stand up Hood Emblem 135.00



H/O 455

1969 Hurst/Olds Hood Scoop Decals:
1969 'H/O 455' Decal in black & gold vinyl. Sold in pairs for left and right side of H/O hood scoop. Decal has correct angle to match scoop angle.

DC34 1969 H/O Decal 17.00 pair


1966-72 442 GRILLES

For over 20 years we have been involved with the manufacture of Grilles for 1966-72 Cutlass-442 and Hurst/Olds. Each Grille is the result of many hours of market research, testing, and large initial investment. With the exception of the 1966 442 stamped aluminum Grille, our grilles are 100% ABS plastic using modern materials and equipment. Our Grilles are more durable while retaining the authentic appearance.

1966 442 Grille, Grille Bars and Rocket Emblem

New reproduction of the 1966 442 Grille, Chrome Grille Bars and Rocket Emblem. Grille is stamped aluminum and painted black. Grille Bars are two pieces and connect in the middle at the Rocket Emblem. Our Grille Bars are manufactured to accept the most common design grille and should be ordered in conjunction with the grille.


G6668	1966 442 Grille	199.00
SE66GB	1966 442 Grille Bars	175.00 pr.
SE16G	1966 442 Grille Bar Rocket Emblem	79.00



1967 442 Grille and Grille Bar

Each 1967 442 Grille includes fasteners to complete the installation. The SE67GB is painted the correct tri-colors and the grille is black plastic as original. 442 Grille Bar is inspected, approved and licensed by General Motors.

G6742	1967 442 Grille	149.00
SE67GB	1967 442 Grille Bar and Emblem	92.50



1968 442 Grille

One piece, black plastic 442 Grille with silver lower bar as original. The 1968 442 Grille is now made using high pressure injection molded ABS plastic. The 442 Grille will fit all other 1968 Cutlass, Cutlass Supreme, and Vista Cruiser models, but the design and color are different. 1968 442 Grille Emblem not included. See page 3.


G6840	1968 442 Grille	179.00
--------------	-----------------	--------



1969 442 Grilles

The 1969 442 Grilles have been available for 6 years and we are very pleased with the results. 100% ABS black plastic with dull aluminum borders. These Grilles will fit any 1969 Cutlass, Cutlass Supreme, or Vista Cruiser. The design and paint scheme are different but the 442 Grilles are an excellent service replacement. Sold in pairs only.

G6980/81	1969 442 Grilles	285.00 pair
-----------------	------------------	-------------



1970 442 Grilles

The 1970 442 Grille was our first grille reproduced for enthusiasts. Our grilles excel in quality and durability. Plastic is painted traditional dull aluminum with semi-gloss black lower grille bar highlighting. Sold in pairs only.

G7084/5	1970 442 Grilles	279.00 pair
----------------	------------------	-------------



1971-72 442 Grilles

The 1971-72 442 Grilles were our most complex project. Grille bodies are 100% ABS injection molded plastic. The outer molding and inner die-stamped molding add the detail needed to make the Grilles complete. The 1971 442 Grilles are black with silver border and the 1972 Grilles are silver with black border. Outer grille moldings are included with grilles but can also be purchased separately and used on original grilles with minor adjustments. The 442 Grille numerals are not included. See page 4.



G7180/81	1971 442 Grilles	325.00 pair
G7214/39	1972 442 Grilles	325.00 pair
GMO71	1971 Grille Moldings	59.50 pair
GMO72	1972 Grille Moldings	59.50 pair



1970 AND 1972 CUTLASS SUPREME GRILLES

Grille bodies are 100% ABS injection molded plastic. 1970 Supreme Grilles are new reproductions and painted the correct silver with black highlights. The 1972 outer molding and inner die stamped molding add the detail needed to make the Grilles complete. 1972 Grilles are painted original silver on the Cutlass Supreme version and black on the limited edition Hurst/Olds grilles.


G7006/7	Cutlass Supreme Grilles	1970 Cutlass Supreme	279.00 pair
G7296/37	Cutlass Supreme Grilles	1972 Cutlass Supreme	279.00 pair
G7296/37H	Hurst/Olds Grilles	1972 Hurst/Olds	295.00 pair



Headlight Housings/ Bezels/Moldings

1968-72 All Cutlass 442 Headlight Housings: Housings are plastic pieces that surround the headlights and complete the front end. The lower part of the housing fills the gap between the front bumper and the body. The headlight bezel attaches to the headlight housing. Sold in pairs only. The 1968 Headlight Housings use the most expensive tooling we have encountered and price reflects their complexity.

HH6810/1	1968 All Cutlass 442 Headlight Housings	399.00 pair
HH6870/1	1968 All Cutlass 442 Headlight Housing Cast Moldings	139.00 pair
HH6976/7	1969 All Cutlass/442 Headlight Housings	109.00 pair
HH7048/9	1970 All Cutlass/442 Headlight Housings	109.00 pair
HH7130/1	1971-72 All Cutlass/442 Headlight Housings	109.00 pair



1966-72 Headlight and Park Light Bezels

This is the exterior trim piece that attaches to the headlight housing and surrounds the headlights. 1966-67 models are stamped aluminum and painted with the correct black highlights where needed. In 1967 there were two types of bezels used, one style for the 442 models and a different style for the Cutlass and Cutlass Supreme models. In 1968 Oldsmobile used a four piece set for the headlight bezels. 1969 models are plastic and painted correct black and silver. 1968 & 1970-72 models are anodized aluminum and detail painted black where original. Sold in pairs only.

HR6686	1966 All Cutlass/442 Headlight Bezels	159.00 pair
HR6746	1967 442 models Headlight Bezels	239.00 pair
HR6745	1967 Cutlass and Supreme Headlight Bezels	199.00 pair
PB680	1968 All Cutlass/442 Park Light Bezels	26.50 each
HR6823	1968 All Cutlass/442 Bezels (set of 4)	129.00 set
HR6978/9	1969 All Cutlass/442 Bezels	119.00 pair
HR7076/7	1970 All Cutlass/442 Bezels (not our manufacture)	119.00 pair
HR7160/1	1971 All Cutlass/442 Bezels	119.00 pair
HR7236/7	1972 All Cutlass/442 Bezels	119.00 pair
HRR61	1961-69 All Cutlass-442 Headlight Bulb Retaining Ring	26.50 ea.

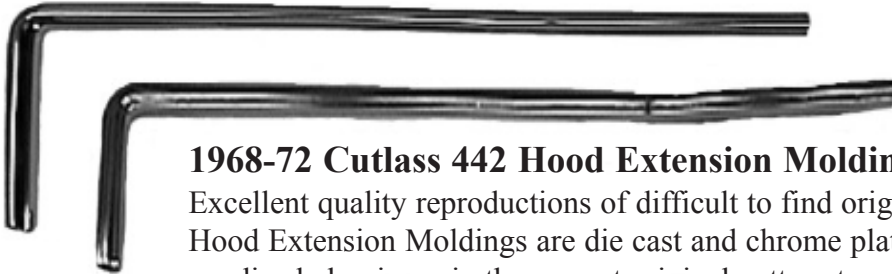



1968-70 Cutlass-442-Hurst/Olds Cast Chrome Hood Louvers

Injection high pressure tooling as original with polished-chrome plated finish.

Technical Tip: During our test fit process of the 1969-70 Hood Louvers, we found installation to be simplified if the hood is off car. In addition, we discovered the hood louver retaining bezel holes were too small from the factory. Drilling slightly larger holes will allow easier adjustment of the hood louver and painted retaining bezel. Both GM's and our hood louvers have a close fit tolerance. The 1968 Hood Louvers are a much easier installation.

HCL680 Hood Louvers	1968 all Cutlass 2 doors except Supreme	195.00 pr.
HCL697 Hood Louvers	1969 all 442, Cutlass 'S', Hurst/Olds	219.00 pr.
	1970 all 442 non OAI, Cutlass 'S'	



1968-72 Cutlass 442 Hood Extension Moldings:

Excellent quality reproductions of difficult to find original moldings. The 1968, 1969, and 1970 Hood Extension Moldings are die cast and chrome plated. The 1971-72 Hood Moldings are anodized aluminum in the correct original pattern to match the grille moldings.

HM6877	1968 All Cutlass/442 Hood Molding	99.00
HM6916/7	1969 All Cutlass/442 Hood Moldings	149.00 pair
HM7020/1	1970 All Cutlass/442 Hood Moldings	149.00 pair
HM7101/2	1971 All Cutlass/442 Hood Moldings	59.50 pair
HM7240/1	1972 All Cutlass/442 Hood Moldings	59.50 pair



1968 Hood Molding Rubber Bumper: Fits into holes on underside of 1968 Hood Molding. Two used per car.

HMB68	1968 Hood Molding Bumper	3.50 each
--------------	--------------------------	-----------



1965-72 Cutlass/442 Fender Extension Moldings

These reproduction moldings fit all Cutlass-442-Hurst/Olds and Rallye 350 Oldsmobiles. All 1965-70 Moldings are high pressure die cast and chrome plated. The 1971-72 Moldings are primed ready to paint.

FM6504	1965 all Cutlass/442 Right Fender Extension Molding	45.00
FM6505	1965 all Cutlass/442 Left Fender Extension Molding	45.00
FM6602	1966 all Cutlass/442 Right Fender Extension Molding	42.00
FM6603	1966 all Cutlass/442 Left Fender Extension Molding	42.00
FM6724	1967 all Cutlass/442 Right Fender Extension Molding	42.00
FM6725	1967 all Cutlass/442 Left Fender Extension Molding	42.00
FM6882	1968 all Cutlass/442 Right Fender Extension Molding	42.00
FM6883	1968 all Cutlass/442 Left Fender Extension Molding	42.00
FM6920	1969 all Cutlass/442 Right Fender Extension Molding	42.00
FM6921	1969 all Cutlass/442 Left Fender Extension Molding	42.00
FM7030	1970 all Cutlass/442 Right Fender Extension Molding	42.00
FM7031	1970 all Cutlass/442 Left Fender Extension Molding	42.00
FM7106	1971-72 all Cutlass/442 Right Fender Molding (primed)	23.50
FM7107	1971-72 all Cutlass/442 Left Fender Molding (primed)	23.50



HOOD RELEASE 'T' HANDLES

New exact reproductions of hard to find parts, often broken or missing. Includes retainer clip.

HRH690	Hood Release Handle 1969 All	24.50
HRH702	Hood Release Handle 1970-72 All	24.50



1968 Front Fender Peak Molding:

This is the 6" curved chrome molding that is on the front fender that starts out the peak molding. Excellent chrome finish and casting. Fits all 1968 Cutlass models. At this time none of the other peak moldings are available. Sold in a pair with speednut fasteners included.

FM6846/7 Front Fender Peak Molding

1968 All Cutlass Models 42.50 pr.



1968-72 Front Fender Cowl Moldings:

These chrome moldings go on the top rear of the front fender under windshield. They fit all 1968-69 and 1970-72 Cutlass models. Excellent chrome finish with the correct satin black highlights on the 1968-69 moldings. 1970-72 moldings include the rubber mounting gasket. Sold in pairs with mounting fasteners included.

FMR400 Front Fender Cowl Moldings

1968-69 All Cutlass Models 55.00 pr.

FMR401 Front Fender Cowl Moldings

1970-72 all Cutlass Models 59.00 pr.

Quarter Panel Extension Cap Moldings:

Cast moldings with beautiful chrome finish and correct silver painted highlights on the 1968 moldings. Located on rear quarter panel extension and complete the trunk molding. 1968 has two different moldings, one for coupes and one for convertibles. QEM500 moldings fit 1970-72 All convertibles and 1970-72 Supreme Holiday Coupes. QEM702 fits 1970-72 Cutlass 'S' & 442 holiday Coupes. Sold in pairs with fasteners.

QEM68 Quarter Extension Moldings

1968 All Coupes 39.00 pr.

QEM68C Quarter Extension Moldings

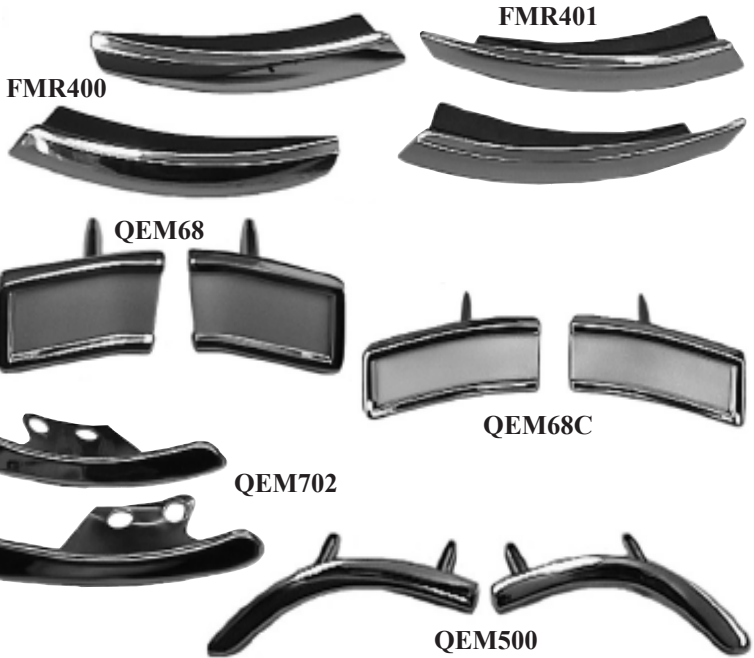
1968 All Convertibles 39.00 pr.

QEM500 Quarter Extension Moldings

1970-72 Conv. & Supreme 32.00 pr.

QEM702 Quarter Extension Moldings

1970-72 Cutlass 'S' & 442 Holiday Coupes 39.00 pr.



1968-72 Cutlass-442-Hurst/Olds Vinyl Top Cast Chrome Corner Moldings

New product manufactured from correct high pressure die cast steel tooling. These moldings fit all 1968-72 All Cutlass-442-Hurst/Olds 2 Doors with Vinyl Tops. The 1968-69 & 1970-72 Cutlass Supreme models use only rear moldings. The 1970-72 Cutlass-442 models use both front and rear moldings.

VT689 Vinyl Top Moldings

1968-69 all 2 Door Cutlass-442 with Vinyl Top 54.50 pr.

VT702F Front Vinyl Top Moldings


1970-72 all 2 Door Cutlass S-442 with Vinyl Top 44.50 pr.

VT702R Rear Vinyl Top Moldings

1970-72 all 2 Door Cutlass S-442 with Vinyl Top 44.50 pr.

VT702S Vinyl Top Moldings

1970-72 2 Door H/T Cutlass Supreme with Vinyl Top 49.50 pr.



OUTSIDE DOOR HANDLE PACKAGES

Handle packages available for 1964-72 Cutlass/442. Packages include door handle assemblies, buttons, mounting screws, and handle gaskets. These reproduction handles are excellent in appearance and will enhance even the most detailed restoration.

DH645 Door Handle Package 1964-65 All 59.50 set

DH667 Door Handle Package 1966-67 All 59.50 set

DH7026/7 Door Handle Package 1968-72 All 59.50 set



1966, 1967 & 1969 CHROME TAIL LIGHT BEZELS

1966 442 Chrome Tail Light Bezels:

New reproduction 1966 442 Tail Light Bezels are now available. Chrome bezels have red painted highlights on inside edge. Originals can get very expensive to re-chrome and these bezels are a nice alternative. The 1966 bezels are not manufactured by Fusick Automotive Products. Tail Light lenses available on page 18.

TL6618/9	1966 442 Tail Light Bezels	299.00 pair
TLA66	1966 Tail Light Housing to Body Gasket	28.50 pair



1967 Cutlass, Cutlass Supreme, and 442 Upper Chrome Tail Light Bezels:

New reproduction of the upper tail lens bezel. Cast chrome plated bezel with black satin textured area and silver paint around inside on the 442 Bezels. For the Cutlass and Cutlass Supreme Bezels the correct silver paint is used around inside perimeter while textured surface is chrome. Molded Rubber Mounting Gaskets are sold separately.

TL6793/4	1967 442 Bezels	239.00 pair
TL6795/6	1967 Cutlass & Supreme Bezels	239.00 pair
TLA67	1967 Molded Rubber Mounting Gasket	28.50 pair

1969 Cutlass-Cutlass S-442-H/O Cast Chrome Tail Light Bezels:

Beautiful reproduction of the hard to find 1969 Cutlass Holiday Coupe and Convertible Tail Light Bezels. Outer portion of tail light assembly has chrome plated edge with satin black painted interior and highlights as original. Tail Light Bezel to body molded rubber gasket available, sold separately. Tail light bezels sold as pair only. Tail Light Lenses available separately, see page 18.

TL6911/2	Tail Light Bezels	1969 all exc. wagons	265.00 pair
TLA69	Tail Light Bezel Molded Gasket	1969 all except wagons	28.50 pair



1966 442 Front Fender Ornament:

These are the chrome pieces that fit into the rectangular hole in the front fenders of 1966 442 models. Excellent reproduction with quality chrome plating. The inside section is flat black primer ready to paint. Inside sections were typically painted body color, or could be left black.

FCL6689	1966 442 Fender Ornaments	1966 all 442 models	235.00 pair
----------------	---------------------------	---------------------	-------------



1970-72 All Cutlass-442-H/O Side Marker Light Assemblies:

Each individual side marker assembly has the correct amber or red lens, chrome border around lens, and side marker gasket. Sold in pairs or a set of 4. Correct Guide 33 SAE molded in the plastic. These marker assemblies are correct for all Cutlass models, including 1970-71 Cutlass Supreme models.

SL7072F	Amber Front Marker Assemblies	1970-72 all	119.00 pair
SL7072R	Red Rear Marker Assemblies	1970-72 all	119.00 pair
SL7072	Marker Assembly Set (4)	1970-72 all	209.00 set
SLG702	Marker Assembly Gasket	1970-72 all	11.50 pair



1968-69 Cutlass-442-Hurst/Olds Side Marker Lights

1968-69 Cutlass-442-H/O Front Side Marker Assembly and molded plastic gasket:

Marker assembly fits the front fender of all 1968-69 Cutlass-442-H/O models. Original GM assembly with SAEPI 68 and Guide 4 molded into the plastic lens. Assembly includes lens and body. Two studs to mount to front fender.



SL6881	Front Side Marker	1968-69 all	26.50 ea.
BG688F	Front Marker Gasket	1968-69 all	10.00 pr.

1968-69 Cutlass-442-H/O Rear Side Marker Chrome Bezels and Molded Plastic Gaskets:

Chrome plated bezel has black outline around the lens body, and claret poly (purple) tail on the rocket. 1968 Rear Marker Bezels are different right and left while the 1969 Bezels are the same. Sold as pairs only.



SM68R	Side Marker Bezels	1968 all	59.00 pr.
SM69R	Side Marker Bezels	1969 all	59.00 pr.
BG689	Rear Marker Gasket	1968-69 all	11.00 pr.

1968-69 Cutlass-442-H/O Rear Side Marker Lens and Body:

Light assembly with metal backing plate, red plastic lens in the shape of a rocket, and gasket that fits between lens body and interior trunk wall. Red Lens has Guide 33 and part number 5960234 molded in plastic.



SL6848	Side Marker Body and Lens	1968-69 All Models	39.50 ea.
---------------	---------------------------	--------------------	-----------

1964-65, 1966-67 and 1970-72 Cutlass 'S' and 442 Drip Rail Molding Set:

The Drip Rail Moldings are the thin stainless steel moldings above the windows along the roof rail. 1964-65 moldings fit all Cutlass-442 2 door, 1966-67 moldings fit all Cutlass-442 Holiday Coupe models. New reproduction of six piece stainless steel drip rail molding set for all 1970-72 Cutlass 'S' models including 442, W30, W31 and Rallye 350. Set will fit Holiday and Sport coupe models. Moldings will not fit 1970-72 Supreme models.

DRM645	1964-65 Cutlass-442 2 door Drip Rail Moldings	99.00 set
DRM667	1966-67 Cutlass-442 Hol Cpe Drip Rail Moldings	79.00 set
DRM702	1970-72 Cutlass 'S'-442 Drip Rail Moldings	169.00 set

Accessory Door Edge Guards

1966-72 Cutlass-442-Hurst/Olds

Accessory Door Edge Guards: Brought back to availability with original tooling from the original supplier to GM. DEG702 is licensed by General Motors. Sold in pairs only. Because of limited demand, this will be the last run of these accessories. Consider purchase as soon as possible to avoid disappointment.

DEG667	Door Edge Guards	59.00 pair
	1966-67 all 2 doors	
DEG689	Door Edge Guards	59.00 pair
	1968-69 all 2 doors	
DEG702	Door Edge Guards	59.00 pair
	1970-72 all 2 doors	



1970-72 Wheel Opening Moldings:

These difficult to manufacture wheel opening moldings are now available. This product is not manufactured by us. The moldings are made of a lighter, more flexible material which helps them conform more readily to the wheel opening. Sold as a set of four only. These moldings fit 1970-71 Cutlass, Cutlass S, and 442, 1972 All models including wagons. 1970-71 Supreme applications will have to be cut to fit.

WOM702	Wheel Opening Moldings	299.00 set
	1970-72 Cutlass/442	



INSIDE AND OUTSIDE REAR VIEW MIRRORS

Excellent reproductions of selected mirrors used on 1961-72 Cutlass and 442 models. The inside rear view mirrors are day/night mirrors. The inside rear view mirror with the optional map light is not available.

549IMS	Inside Day/Night Mirror	1961-66 all models	79.50
IM6713	Inside Day/Night Mirror	1967-68 all models	59.50
IM6981	Inside Day/Night Mirror	1969-72 all models	59.50



1963-65 Left only Outside standard Chrome Mirror: Includes mounting bracket and molded plastic gasket.
SM6365L 1963-65 all Mirror 64.50



1969 Hurst/Olds Outside Rear View Mirrors: Reproduction of the rare H/O Mirrors cannot be told from originals. Includes plastic mounting gasket. Ready to prep and paint with chrome rim as original.
SM69HO 1969 H/O Mirrors 399.00 pr.



1966 Outside Standard Chrome Mirror: Mirror fits both sides. Includes mounting bracket and molded plastic gasket.
SM6664B 1966 all Mirror 64.50 ea.



1970-72 Outside Standard Chrome Mirrors: Sold separately, each mirror includes mounting screws and plastic gasket.
SM7050L 1970-72 Left Mirror. 64.50
SM7050R 1970-72 Right Mirror. 64.50



1967 Left only Outside Standard Chrome Mirror: Package includes mounting bracket and molded plastic gasket.
SM6768L 1967 all Mirror 64.50



1970 & 1971-77 Sport Mirrors: 1970 Sport mirrors sold in a pair, 1971-77 Mirrors sold separately, each mirror is ready to prep and paint to desired color. Left mirror is remote style. Includes bracket and plastic molded gasket. Left inside door panel bezel not included.
SM700RL 1970 Sport Mirrors 299.00 pair




1968-69 Outside Standard Chrome Mirrors: Includes special mounting screws and molded plastic gasket.
SM6865L 1968-69 Left Mirror 64.50
SM6865R 1968-69 Right Mirror 64.50

SM7177L 1971-77 Left Remote Sport Mirror 149.50
SM7177R 1971-77 Right Sport Mirror 95.00

MOLDED MIRROR BASE GASKETS

Mirror gaskets are available separately from mirror packages sold above.

MGS635	1963-65 Standard Mirror	6.00 ea.
MGS660	1966 Standard Mirror	6.00 ea.
MGS670	1967 Standard Mirror	6.50 ea.
MGS682	1968-69 All Standard Mirror	7.00 ea.
MGR690	1969 Hurst/Olds Mirror	9.50 ea.
MGS682	1970-72 Left Remote Chrome Mirror	7.00 ea.
MGR700	1970 Sport Mirror	7.00 ea.
MGS702	1970-72 Standard Mirror	6.50 ea.
MGR712	1971-77 Sport Mirror	7.00 ea.



GM LICENSED PARK, BACK-UP, TAIL LIGHT LENSES AND GASKETS

1965-72 Park Light Lenses: The following lenses are exact copies of the originals. Lenses are injection molded with the Guide imprint and correct part numbers. Replaces broken or heat cracked originals perfectly. Lenses are GM inspected, approved, and licensed.



1965 All Cutlass 442 Park Light Lens: This clear lens has Guide 33 and SAE DP65 molded in plastic as original. Same lens fits both driver and passenger side in front bumper.
PL6526 Park Lens 1965 All 26.50 ea.

1966 All Cutlass 442 Park Light Lens: Clear plastic lens has Guide 33 and SAE DP66 molded in the plastic same as original. Lens fits driver and passenger side in front bumper.




PL6656 Park Lens 1966 All Cutlass 442 29.50 ea.
PLG66 Park Lens Gasket 1966 All 5.00 ea.




1967 All Cutlass 442 Park Light Lenses: Clear plastic lenses have Guide 33 and SAE DP67 in lenses as original. Driver and passenger side use different lenses. Guide pins

insure proper placement on each side.
PL6717/8 Lenses 1967 All Cutlass 442 65.00 pr.
PLG67 Park Lens Gasket 1967 All 5.00 ea.

1969 Cutlass-442-Hurst/Olds Park Light Lenses: Clear lenses have Guide 33 SAE DP69 and part number 5960898 RH and 5960897 LH in plastic as original.



PL6978/9 Lenses 1969 All Cutlass 442 65.00 pr.
PLG690 Lens Gasket 1969-70 All 5.00 ea.



1970 All Cutlass 442 Park Light Lenses: Clear plastic lenses have Guide 33 SAE IP70 and part number 5962145 LH for the drivers side and 5962146 RH for the

passenger side lens in the plastic as original. These lenses perfectly replace the originals in the front bumper.

PL7045/6 Park Lenses 1970 Cutlass 442 65.00 pr.
PLG690 Park Lens Gasket 1970 all 5.00 ea.

1971-72 All Cutlass 442 Park

Light Lenses: Clear plastic lenses have Guide 33 SAE IP71 TOP LH for the drivers side lens, and TOP RH for the passenger side molded in plastic as original.



Lenses are perfect replacements for the originals that fit in the front bumper.

PL7125/6 Park Lenses 1971-72 all Cutlass 442 65.00 pr.

PLG712 Lens Gasket 1971-72 All 5.00 ea.

1965-72 License, Back-up Lenses and Gaskets: These lenses are manufactured exclusively from our own high pressure tooling and licensed by General Motors.

1965 Cutlass 442 Back-up Light

Lens: Clear molded lens has Guide 33 and SAE R65 as original.



BU6562B Back-up Lens 1965 All exc. wagons 26.50 ea.



1966 All Cutlass 442 Back-up Lens: Clear plastic lens has Guide 33 SAE R 66 molded in plastic as original.

BU6624B Back-up Lens 1966 All 29.50 ea.

BUG66 Back-up Lens Gasket 1966 All 3.50 ea.

BUG66A Back-up Housing to bumper gasket 4.50 ea.

1967 Cutlass Supreme and 442 Back-up Light Lens:

This clear lens fits in the rear bumper on either side of the fuel tank door on Supreme and 442 models only. Molded in lens is Guide 31 and SAE R 67 as original.



BU6760B Back-up Lens 1967 C/S & 442 23.50 ea.

BUG67 Lens Gasket 1967 C/S & 442 5.00 ea.



1968 All Cutlass 442 Back-up Light Lens: Clear plastic lens fits all Cutlass 442 except wagons. Guide 33 and SAE R 68 are molded into the plastic as original.

BU6810B Back-up Lens 1968 Cutlass & 442 23.50 ea.

BUG68 Back-up Lens Gasket 5.00 ea.

1969 Cutlass 442 except Wagons

Back-up Light Lens: Clear lens has Guide 33 and SAE R 69 molded in the plastic as original.



BU6906B Back-up Lens 1969 All exc. wagons 23.50 ea.

1970-72 Cutlass & 442 except Wagons

Back-up Lens: Clear Lenses mount on either side of the fuel tank door in rear bumper. Guide 35 and SAE R 67 is molded in the plastic as original.

BU7090B Back-up Lens 1970-72

All models exc. wagons 23.50 ea.

BUG702 Lens Gasket 5.00 ea.



1968-72 License Lamp Lens:

Guide 35 SAE L 66 molded in clear plastic as original.

LL6801 License Lamp Lens

1968-72 All models 13.50

LLG6801 Lens Gasket 3.50



Tail Light Lenses: All lenses are exactly reproduced with correct part numbers and Guide imprint. Chrome or stainless trim is included on the lens where required.

1966 442 Tail Light Lenses:

Beautiful reproduction of impossible to find lenses for 1966 442.

These lenses have the stainless vertical trim, Guide 34 SAE STDB 66 molded in red plastic as were the originals. Lenses are sold in pairs only.

TL6621/2 1966 442 Tail Light Lenses 149.00 pr.

TLG66 Tail Lens Gasket 8.50 ea.



1968 Cutlass 'S' and 442 Tail Light Lens: Red plastic lens comes complete with two stainless moldings as original. Guide 34 SAE STDB 68 is molded in the lens. These lenses can be used on Cutlass Supreme models but the trim is not correct.

TL6878 Tail Light Lens 79.50 ea.

1968 Cutlass S and 442

TLLG68 Tail Lens Gasket 11.00 ea.

TLA68 Tail Light Housing to Body Gasket (molded rubber) 28.50 pair



1969 Cutlass 'S' and 442

Tail Light Lenses: Red Tail Lens has black painted border, Guide 34A SAE STDB 69 molded in the plastic as original. Lenses are sold as pairs only. These lenses will also fit 1969 Cutlass Supreme, but without the stainless trim.

TL6935/6 Lenses 1969 Cutlass S & 442 89.00 pr.

TLLG69 Gasket 1969 Cutlass S & 442 6.50 ea.

1970 All Cutlass 442 Tail Light Lenses:

We have exercised great efforts to reproduce all the tail light lenses used by the 1970 Cutlass, Cutlass 'S', Cutlass Supreme, 442 and Rallye 350 in 1970. Each lens has Guide 33 and SAE STIA 70 molded into the red plastic. The Cutlass Supreme Lens has silver side trim and stainless molding as original. The Rallye 350 lens has black side trim and the silver band painted on the ridge around the perimeter of the lens. Our Cutlass and 442 Lens is the correct plain red lens with silver side trim.

TL7099B Tail Lens 1970 Cutlass, S, & 442 39.00 ea.

TL7038 Tail Lens 1970 Cutlass Supreme 39.00 ea.

TL7052 Tail Lens 1970 Rallye 350 43.00 ea.

TLG70 Tail Lens Gasket 6.50 ea.

1971 Cutlass and 442 Upper and Lower Tail Light Lenses:

Each red lens has a silver border, Guide 34 SAE STI 71 molded in the plastic. Lenses fit all 1971 Cutlass and 442 except wagons. Lenses are upper and lower and 2 of each are required per car.

TL7133U Outer Upper Tail Light Lens 39.00 ea.

1971 All Cutlass and 442 models

TLG712U 1971-72 Upper Tail Lens Gasket 6.50 ea.

TL7134L Outer Lower Tail Light Lens 39.00 ea.

1971 All Cutlass and 442 models

TLG712L 1971-72 Lower Tail Lens Gasket 6.50 ea.



1972 Cutlass and 442 Upper and Lower Tail Light Lenses:

Each red lens has a silver border, Guide #A SAE STIA 72 molded into the plastic as original. Lenses fit all 1972 Cutlass-442-H/O except wagons. Lenses are upper and lower and 2 of each are required per car.

TL7249B 1972 Outer Upper Tail Light Lens 39.00 ea.

1972 All Cutlass and 442 models

TLG712U 1971-72 Upper Tail Lens Gasket 6.50 ea.

TL7251B 1972 Outer Lower Tail Light Lens 39.00 ea.

1972 All Cutlass and 442 models

TLG712L 1971-72 Lower Tail Lens Gasket 6.50 ea.

RUBBER BUMPER FILLERS

Front and Rear Bumper Fillers: Ornamental rubber parts located on either side of front and rear bumpers. Nice finishing touch when installing new or rechromed bumpers. 1970-72 Models use only rear fillers.

BF64F Front Fillers 1964 All 28.50 pr.		BF67R Rear Fillers 1967 All 19.50 pr.	
BF64R Rear Fillers 1964 All 24.50 pr.		BF68F Front Fillers 1968 All 17.50 pr.	
BF65F Front Fillers 1965 All 21.00 pr.		BF68R Rear Fillers 1968 All 18.50 pr.	
BF65R Rear Fillers 1965 All 27.00 pr.		BF69F Front Fillers 1969 All 17.50 pr.	
BF66F Front Fillers 1966 All 19.50 pr.		BF69R Rear Fillers 1969 All 18.50 pr.	
BF66R Rear Fillers 1966 All 21.00 pr.		BF702 Rear Fillers 1970-72 All 21.00 pr.	
BF67F Front Fillers 1967 All 19.00 pr.		Cutlass Supreme & 442	



BUMPERS AND ACCESSORIES

While the 1970-72 Cutlass-442 Bumpers have been reproduced, they remain in short supply. Call for availability before placing your order to avoid disappointment. The bumpers offered are rated as high quality driver examples. Concours bumper rechrome service can cost 2-3 times more than the prices listed. Reproduction bumpers are a viable alternative to used or replating of scarce, rusted, or damaged originals.



FRONT BUMPERS

B70F	Reproduction Front Bumper	1970 All Cutlass/442	435.00
B712F	Reproduction Front Bumper	1971-72 All Cutlass/442	435.00



REAR BUMPERS

B70R	Reproduction Rear Bumper	1970 Cutlass, Cutlass Supreme	425.00
B70442R	Dual Cutout Reproduction Rear Bumper	1970 442 and Cutlass Supreme SX	435.00
B712R	Reproduction Rear Bumper	1971-72 Cutlass, Cutlass Supreme	425.00
B712442R	Dual Cutout Reproduction Rear Bumper	1971-72 442, 1971 Cutlass Supreme SX and 1972 Hurst/Olds	435.00

BUMPER ACCESSORIES: You will need these new bumper bolts when installing the above bumpers. Front bumpers usually use 6 bolts, while rear bumpers require 4. Bolt has 1" dia. stainless capped head and is 1" long.

BB131	Stainless Steel Capped Bumper Bolt	1964-72 All	2.00 ea.
LBP682	Front License Plate Bracket	1968-72 All	24.00
8418-89	License Plate Fasteners	1961-77 All	2.00 pr.



1969 REAR BUMPER RUBBER INSERT OPTION VE5:

Used on select 1969 Cutlass models only.

BVE5 Rubber Insert	1969 models w/VE5 option	65.00
---------------------------	--------------------------	-------



FUEL TANK DOOR RUBBER BUMPERS: These are not the universal type fuel tank door bumpers other companies offer. All applications have been reproduced faithfully from original examples.

GB30 Door Bumpers 1964 all	4.50 pr	GB50 Door Bumper 1967-72 all	4.50 pr.
GB40 Door Bumpers 1965-66 all	4.50 pr.		

BODY STYLE DESCRIPTION

The following illustrations are 3 of the 6 major body styles used by Oldsmobile for the Cutlass F-85 models in years 1961-72. Convertibles, Four doors and station wagons are not shown. When ordering parts it is essential to accurately describe your car. Body style is especially important when ordering sheet metal and weatherstripping. Please use the illustrations below to identify your body style.

Cutlass, Cutlass S, 442 Holiday Coupe or 2 door hardtop. No post when door and rear quarter windows are rolled down. **Style 87**



Cutlass, Cutlass S, 442 Sport Coupe or Post Coupe. Has post all around the door and rear window glass. Post stays when windows are rolled down. **Style 77**



Cutlass Supreme Holiday Coupe or Cutlass Supreme 2 door hardtop. No post when door and rear quarter windows are rolled down. **Style 57**



SHEET METAL

Large sheet metal items like quarter panel skins, quarter panels, and fenders are truck freight only. Charges are based on your location and the amount of items sent. These panels must be shipped to a commercial address. Standard shipping charges at front of catalog and on order form are not applicable to large sheet metal items.

REPRODUCTION QUARTER PANEL SKINS

Replace your original rusted or damaged quarter panels with these reproduction skins. In most cases the skin is the only panel available to economically repair/restore your car. Each panel offers a good fit and will install with a minimum amount of extra body work. The panels are a partial quarter skin that do not extend to the sail panel (on coupes), trunk lid, or door jamb. Not all panels are in stock, allow time for delivery.



QP689L	Left Quarter Panel Skin	1968-69 all 2 doors	269.00
QP689R	Right Quarter Panel Skin	1968-69 all 2 doors	269.00
QP702L	Left Quarter Panel Skin	1970-72 Cutlass S/442 Coupes	269.00
QP702R	Right Quarter Panel Skin	1970-72 Cutlass S/442 Coupes	269.00
QP702CSL	Left Quarter Panel Skin	1970-72 Supreme Coupe and Convertible	289.00
QP702CSR	Right Quarter Panel Skin	1970-72 Supreme Coupe and Convertible	289.00

1970-72 REPRODUCTION CONVERTIBLE FULL QUARTER PANELS



Full complete quarter panel includes the correct door jamb area and extend to the factory weld area over the trunk. These quarter panels, while more expensive initially will require less body work to install. Because this is a large item it will be shipped truck freight.

FQPC702L	Full quarter panel	1970-72 Convertibles	550.00
FQPC702R	Full quarter panel	1970-72 Convertibles	550.00

1970-72 CUTLASS-442-H/O FENDERS

Each reproduction fender will install like the originals. Includes cutout for the side marker. Cutlass Supreme moldings and emblem holes are not installed, we suggest you make a template off your car. Fenders are finished in semi flat black primer and are ready to prep and paint. Front fenders are large items and as such are sent truck freight. Call for details.

FF702L	Left Front Fender	1970-72 Cutlass-442-H/O	399.00
FF702R	Right Front Fender	1970-72 Cutlass-442-H/O	399.00
FB702L	Left Fender Brace	1970-72 Cutlass-442-H/O	43.50
FB702R	Right Fender Brace	1970-72 Cutlass-442-H/O	43.50



1968-72 INNER AND OUTER WHEEL HOUSES

Exact reproduction of the original inner and outer wheel houses with correct dimensions for the years and models listed below. For 1968-69 models, the coupe version can be modified for use on convertibles. A necessary item when putting on new quarter panels, quarter panel skins, and trunk floors.

OUTER WHEEL HOUSES:

OWH689L	Left Outer Wheel House	1968-69 all 2 door coupes	139.00
OWH689R	Right Outer Wheel House	1968-69 all 2 door coupes	139.00
OWH702L	Left Outer Wheel House	1970-72 all 2 door coupes	139.00
OWH702R	Right Outer Wheel House	1970-72 all 2 door coupes	139.00
OWH702CVL	Left Outer Wheel House	1970-72 all convertibles	139.00
OWH702CVR	Right Outer Wheel House	1970-72 all convertibles	139.00

1964-72 INNER WHEEL HOUSES:

IWH647L	Left Inner Wheel House	1964-67 exc wagon & conv.	139.00
IWH647R	Right Inner Wheel House	1964-67 exc wagon & conv	139.00
IWH682L	Left Inner Wheel House	1968-72 exc wagon & conv	139.00
IWH682R	Right Inner Wheel House	1967-72 exc wagon & conv	139.00



1964-72 BODY FLOOR PANS


Body floor pans are die stamped for accurate fit. Automotive grade sheet metal is used for strength and durability. Full length pans require truck freight, floor pan sets can be sent by FedEx. Call for details. Not all floor pans are in stock, please order ahead of anticipated use.

FP647L	Left Side Full Floor Pan	1964-67 all models	119.00
FP647R	Right Side Full Floor Pan	1964-67 all models	119.00
FP647S	Set of 4 Floor Pans (FedEx)	1964-67 all models	209.00
FP682SL	Left Side Full Floor Pan	1968-72 all models	119.00
FP682SR	Right Side Full Floor Pan	1968-72 all models	119.00
FP682S	Set of 4 Floor Pans (FedEx)	1968-72 all models	209.00
FPB642F	Front Floor Pan Brace	1964-72 all models	119.00
FPB642M	Middle Floor Pan Brace	1964-72 all models	119.00

1964-72 TRUNK FLOORS

Correct die stamped trunk floor pan packages made from automotive grade steel, usually 20-21 gauge. EDP coated primer for additional rust resistance. 1964-67 set total coverage is 68" W X 45" L. 1968-72 set total coverage is 62 1/2" W X 37" L. 7 pc sets include left, right, center floor section, two body mount braces, 2 floor braces. Spare tire rod bracket is not included.

P647S	Trunk Floor 7 pc Set	1964-67 all models	299.00
P682S	Trunk Floor 7 pc Set	1968-72 all models	299.00





1970-72 TRUNK FLOOR DROP OFF SECTION:

Fits 1970-72 all models. Necessary when damage is between the trunk and quarter panel in the lower side floor area between quarter and trunk floor.

DP702L	Left Trunk Drop Off	1970-72 all models	84.00
DP702R	Right Trunk Drop Off	1970-72 all models	84.00

1966-67, 1970-72 SUPREME COUPE REAR DECK FILLER PANEL:

Die stamped reproductions of the panel that fits between the back window and the trunk lid on the following models. EDP coated black primer for rust resistance.

RDP667	Rear Deck Filler Panel	1966-67 all 2 doors	119.00
RDP702S	Rear Deck Filler Panel	1970-72 all 2 door Supreme	119.00



TRUNK LIDS

Die stamped reproduction trunk lids fit 1970-72 Cutlass S, 442 2 door coupes, 1970-72 Cutlass Convertibles, and 1970-72 Cutlass Supreme Coupes. These are large items and are shipped truck freight only.

TL702S	Trunk Lid	1970-72 Cutlass S, 442 Coupes	359.00
TL702CV	Trunk Lid	1970-72 Cutlass Convertibles	359.00
TL702CSC	Trunk Lid	1970-72 Cutlass Supreme Coupes	359.00

SPARE TIRE HOLD DOWN BRACKETS:

For 1964-70 and 1971-77 Cutlass models. Sheet metal bracket welds to the trunk floor and accepts the spare tire rod.

SHD647	Spare Tire Hold Down Bracket	1964-70 all models	12.50
SHD717	Spare Tire Hold Down Bracket	1971-77 all models	12.50



JACK STOP BRACKETS:

For 1964-67 and 1968-72 Cutlass models. Sheet metal bracket welds to trunk floor and allows jack to be placed in correct position under spare tire.

JB647	Jack Stop Bracket	1964-67 all models	11.50
JB682	Jack Stop Bracket	1968-72 all models	11.50



BUCKET SEAT MOUNTING BRACKETS:

For 1966-67 and 1968-72 Cutlass models with bucket seats (or for cars with buckets being added). These are the sheet metal pieces that are attached to the floor and the bucket seat tracks bolt to.


BSB670	Bucket Seat Bracket Set (4 pc)	1966-70 all models	49.50 set
BSB712	Bucket Seat Bracket Set (4 pc)	1971-72 all models	49.50 set



CONSOLE MOUNTING BRACKETS:

For 1967-69 Automatic Transmission and 1970-72 all models. These are the metal brackets that attach to the floor and the consoles bolt into.

CB679AT	Console Brackets	1967-69 Auto Trans	33.00 set
CB7072	Console Brackets	1970-72 all models	34.50 set




SHEET METAL FLOOR PAN PLUGS: Oval sheet metal plug measures 4 1/2" x 3 3/4" overall and fills an oval hole approx 3" x 2". Check your car for quantity needed.

DPC642	Sheet Metal Plug	1964-72 Cutlass	6.50 each
---------------	------------------	-----------------	-----------



INSIDE HOOD RELEASE PACKAGE: Complete package comes with Hood Latch Assembly and Cable/Inside Handle Assembly. Handle mounts under the dash and has the correct 'Hood' 'Lock' and 'Unlock' in chrome raised letters under slide lever. For 1970-72 All Cutlass-442 Models.

IHR702	Inside Hood Release Package	1970-72 All	119.00
---------------	-----------------------------	-------------	--------



1971-72 Front Bumper Plastic Shield: Front Bumper Shield is commonly called the 'nose piece' and is the filler between the grilles and the bumper. Any pressure on the front end usually results in a broken shield. The Rocket Emblem is mounted on the centerpiece between the grilles on all 1971-72 Cutlass 442 models. Emblem not included, see page 7.

FBS712 Front Bumper Shield 1971-72 All 59.50




1969 H/O, 1970-72 W-35 OPTION REAR SPOILER

Correct reproduction 3 piece W-35 Option Rear Spoiler features integral mounting studs. Technically correct for 1969 H/O, and optional on 1970-72 Cutlass S, 442 2 door hardtop and sport coupe only, this spoiler will fit all 1968-72 2 doors and convertibles.

Check your car carefully before installation.

W35 Rear Spoiler 1969 H/O, 1970-72 all 249.00



1970-72 MANUAL CRANK DOOR WINDOW REGULATORS:

New window regulators fit All 1970-72 Cutlass Holiday Coupe and Convertible models with manual cranking windows. For door windows only, will not work for quarter windows. Replaces worn out or broken assemblies perfectly.

WR702L Left Side Window Regulator 1970-72 Cutlass 89.50

WR702R Right Side Window Regulator 1970-72 Cutlass 89.50



QUARTER WINDOW ROLLER ASSEMBLY:

For 1968-72 Cutlass Holiday Coupes and Convertible rear Quarter Window Rollers. Plastic rollers on a metal body with plastic and rubber bushings. Attaches to glass and regulator assembly on the quarter windows only.

QWR682 Quarter Window Roller Assembly 1968-72 Cutlass Holiday Coupe & Conv. 9.50 ea.



1964-77 DOOR LOCK STRIKER:

New reproduction door lock striker fits 1964-77 all models. Replaces often worn or unsightly part you always see when opening your door.


DSA642 Door Striker 1964-77 all models 14.50 ea.



1964-72 DOOR HINGES:

Replace your worn or unsightly door hinges with our new reproduction hinges. These hinges feature detent bar and spring and correctly replace the upper and lower hinges on 1964-72 all Cutlass-442 models. Note the lower hinges for 1966-67 must be sold in pairs, while you can order individual hinges for 1964-65 and 1968-72 models. Hinges will need to be painted to match color of vehicle.

DH645U	Upper Door Hinges	1964-65 all models	58.00 ea.
DH645L	Left Lower Door Hinge	1964-65 all models	65.00 ea.
DH645R	Right Lower Door Hinge	1964-65 all models	65.00 ea.
DH667H	Lower Door Hinges	1966-67 all models	130.00 pair
DH667U	Upper Door Hinge	1966-67 all models	58.00 ea.
DH682L	Left Lower Door Hinge	1968-72 all models	68.00 ea.
DH682R	Right Lower Door Hinge	1968-72 all models	68.00 ea.
DH682U	Upper Door Hinge (either side)	1968-72 all models	58.00 ea.
HRK4959	Door Hinge Repair Kit (one door)	1961-77 all models	8.50 ea.
DHB617	Door Hinge Bolt Set (12)	1961-67 all models	21.00 set
DHB682	Door Hinge Bolt Set (12)	1968-72 all models	15.00 set



1966-72 RADIATOR CORE SUPPORT AND BODY MOUNT KITS

BM682 Body Mount Kit is complete with hardware and collars. All mounts were copied directly from GM originals and we have included the special convertible and hardtop mount no one else has. Originally this kit was designed for 1968-72 models, but with the lack of complete (sleeves and hardware) body mount kits for 1966 and 1967 models many restorers have used this kit with excellent results. This is not a generic kit others may sell. Radiator core Support Kit and shims are sold separately. Comes with correct mounts and hardware.

BM682K Body Mount Kit	1966-72 all	149.00
RC662K Radiator Core Support Kit	1966-72 all	40.00
RCS662 Radiator Core Support Shims	1966-72 all	6.50 ea.



1973-77 BODY MOUNT BUSHING KIT:

New reproduction body mounts for 1973-77 Cutlass/442. 24 piece set made of rubber with steel inserts and molded steel washers where necessary, two of the bushings are solid rubber plugs. Replaces GM part #s 330942 (4), 457915 (10), 330955 (4), 377801 (2), 6271662 (2) and 330951 (2), all pieces have the GM # on them. Set does not include hardware.

BM737K Body Mount Bushing Set	1973-77 all	239.00 set
--------------------------------------	-------------	------------



Fender and Quarter End Cap Seals:

For 1966-67 front fenders and 1970-72 rear quarter panel cap mounting. Used as an anti-squeak and water preventative seal. Should be replaced when painting your car.

FS667 Front Fender Cap Seals	1966-67 all	9.00 pr.
FS702 Rear Fender Cap Seals	1970-72 Convertible and Supreme Coupe	11.50 pr.



Hood Extension Seal: For all 1969-70 Cutlass-442 models. Seals between hood and the cast hood extension.

HES690 Hood Extension Seal	1969-70 all	5.00
-----------------------------------	-------------	------



ANTENNA PARTS

Manual Antenna Plastic Nuts: 1961-69 Cutlass/442 with manual antenna.

AN586 Manual Antenna Plastic Nut	1961-66 all	9.50
AN679 Manual Antenna Plastic Nut	1967-69 all	9.50

MAS526 Manual Antenna Base Seal (rubber grommet around antenna base)	1961-66 all	2.50
---	-------------	------



COWL TO HOOD LACING STRIPS

1964-67 Cowl Lacing:

Fits all 1964-67 Cutlass models. Comes in a six foot length, molded rubber.

CL64 1964-67 Cowl Lacing	15.00
---------------------------------	-------



1968-72 Cowl Lacing:

Fits all 1968-72 Cutlass models. Sold in a six foot length. High quality foam rubber includes plastic fasteners.

CL68 1968-72 Cowl Lacing	15.00
---------------------------------	-------



Original Style Push in Fasteners:

These clips are the olive green metal push in fasteners used on cowl lacing, A-frame seals and radiator seals on 1961-70 Cutlass models.

3774 Original Style Fasteners	1.00 ea.
--------------------------------------	----------



Power Antenna Nut:

Chrome Power Antenna Nut fits all 1961-69 models with factory power antenna

PAN619 Power Antenna Nut	23.50
---------------------------------	-------



Rubber Antenna Grommets: Molded Rubber Antenna mounting pads for all 1961-69 Models with factory antennas. Different mounting pads were used on power or manual antennas.

MAG619 Manual Antenna Grommet	4.50 ea.
MAG619A Power Antenna Grommet	4.50 ea.



Hub Caps and Super Stock I, II and III Wheel Parts

HC6670



HC6725



HC7011

1966-75 STANDARD HUB CAPS

Known to restorers as 'Poverty Caps' or 'Dog Dish' Hubcaps. Once scorned and discarded, these desirable caps have now returned to the market. New stamped steel tooling and chrome plating have made these reproduction caps much nicer than the originals. Licensed and approved by General Motors.

HC6670	1966 Standard Hub Cap (set of 4)	295.00 set
HC6670A	1966 Standard Hub Cap	78.00 ea.
HC6725	1967-69 Standard Hub Cap (set of 4)	200.00 set
HC6725A	1967-69 Standard Hub Cap	55.00 ea.
HC7011	1970-75 Standard Hub Cap (set of 4)	200.00 set
HC7011A	1970-75 Standard Hub Cap	55.00 ea.



Super Stock I Center Caps:

Excellent chrome reproduction Center Wheel Ornament for SSI Wheels with rocket decal for 1966-72 Models. (PO5 option)

CO6696 SSI Center Cap 27.50 ea.



CWR99 Center Wheel Ornament Retainer for SSI Wheels 8.50 ea.



Super Stock I Lug Nuts:

New reproduction of the chrome acorn type lug nuts used on all Super Stock I Wheels. Sold in a set of 20 or individually.

WN713 1965-68 all, 1969-72 SSI Chrome Acorn Lug Nuts (20 pcs) 95.00 set

WN713A Above Individual Nuts 6.50 ea.



Wheel Trim Ring: Original GM Stainless Steel trim rings for 1969 Super Stock II (shallow) 14" X 6" Wheels.

TR6919 Trim Rings 68.50 ea.

Wheel Trim Ring: Reproduction stainless Steel trim rings for all 1970-72 SSI & II (deep) 14" X 7" Wheels.

TR7019 Trim Rings 39.50 ea.



WOL25 Embossed Center Ornament Decal with Rocket for 1968-72 SSII Wheels only. (2 1/8" dia.) 5.00 ea.

WOL35 Embossed Center Ornament Decal With Rocket for 1966-72 SS I Wheels only. (1 1/2" dia.) 5.00 ea.



Super Stock II Center Caps:

Beautiful chrome reproduction Center Wheel Ornament for SSII Wheels with rocket decal for 1968-72 Models. This center cap uses 5 bolts (included) to attach to wheel. (N66 option)

CO6826 SSII Center Cap 49.50 ea.



Super Stock III Center Cap:

New reproduction push-on type Center Wheel Ornament for Super Stock III Wheels 15" X 7" used on 1973-77. Has clips along the inside of cap that snap onto wheels.

CO7393 SSIII Center Cap 59.50 ea.

Super Stock II & III Wheel Bezels:

Polished Stainless steel Wheel Bezel Trim Rings for 1968-77 Super Stock II & III Wheels. These are the bezels that go into the 5 triangular holes in the rims. (uses 5 per wheel)

WB67 SSII & SSIII Wheel Bezels 9.50 ea.



Stainless Capped Lug Nuts:

Correct reproduction Lug Nuts with stainless steel caps for 1969-77 SSII, & III wheels. Sold in a set of 20 or individually.

WN714 Capped Lug Nuts (20) 46.00 set

WN714A Above individual nuts 3.00 ea.

Super Stock II Wheel Paint:

Silver Gray Wheel Paint in 16 oz. aerosol cans for 1968-72 SSII wheels.

WP5S Silver Grey Wheel Paint 12.50 ea.



W-27 REAR END COVERS



Fashionable accessory used on 1970-72 Oldsmobile. Normally applicable to Cutlass, 442, and Hurst/Olds, the cover can be used on any 10 or 12 bolt rear end housing built by Oldsmobile. Not only does the cover exhibit a unique styling, but also allows a lower operating temperature. Our cover packages include bolts, gasket, and dealer bulletin.

W27-12B	12 Bolt W-27 Rear End Cover	1970 All	98.50
W27-10B	10 Bolt W-27 Rear End Cover	1971-72 All	98.50
DT642	Differential Aluminum Tag	1964-72 All w/Positraction	4.50



Differential Vent Valve: This part is located on top of the differential housing.

Necessary plastic part that is often broken or distorted over the years. Used on all 1965-77 Models. One used per car. **DIF64** Differential Vent Valve 6.50



T3 Headlamps: New T3 bulbs fit all 1961-71 Oldsmobiles. Made under license from General Motors and produced by an OEM manufacturer, these bulbs cannot be distinguished from the originals. Sold in pairs only, i.e. one low beam and one high beam.

T3607	T3 Headlamps	1961-67 All Models (1 high, 1 low)	64.50 pr.
T36871	T3 Headlamps	1968-71 All Models (1 high, 1 low)	64.50 pr.

HIGH AND LOW NOTE HORN ASSEMBLIES: Reproduction high and low note horns for 1961-75 all models. Sold in a pair of one high note (F note) and one low note (D note). Includes mounting brackets. Delco-Remy on horn case per original. **NOTE:** GM parts books show the low note is originally an A note for Oldsmobiles. These horns are a good service replacement for inoperative units.


H3911	Horn Assemblies	1961-75 All	123.00 pr.
--------------	-----------------	-------------	------------



1961-75 POWER WINDOW MOTORS:

New Power Window Motors for all 1961-1977 2 and 4 Door Oldsmobiles with power windows. These motors have a square body and replace original worn motors perfectly. Different motors for left or right side of car.

M3898	Right Power Window Motor (passenger side)	1961-77 All	149.00 ea.
M3899	Left Power Window Motor (driver side)	1961-77 All	149.00 ea.



1969-75 ELECTRICAL WIRING CONDUIT (boot):

This new part is used on all 1969-75 Cutlass-442-H/O that are equipped with power locks or power windows. Two boots used per car.

EWC695	Wiring Boot	1969-75 all	23.50 each
---------------	-------------	-------------	------------

1966-68 ELECTRICAL WIRING CONDUIT (boot):

12" long rubber tube with 3 grommets fits all 1966-68 Cutlass-442 with power windows or power door locks. Two boots used per car.

EWC668	Wiring Boot	1966-68 all Cutlass	29.50 each
---------------	-------------	---------------------	------------



1967 & 1970-72 BACK UP LIGHT HOUSINGS: These are the back up light housings that bolt into the rear bumper on all 1967 442s and Cutlass Supremes and 1970-72 all Cutlass models. White painted highlights on the insides, complete with wiring, electrical connections and rubber grommet. 1967 housing will not work on plain Cutlass models with back up lights under the tail lights. Lenses and gasket sold separately on page 17 & 18.

BUH67	1967 Back Up Housing	39.00 ea.
BUH702	1970-72 Back Up Housing	39.00 ea.



ELECTRICAL COMPONENTS & TUNE-UP PARTS

AC Delco Spark Plugs: We keep AC Spark Plugs in stock for tune-ups to keep your Oldsmobile engine running at peak performance. Keep your GM car all GM. Plugs are sold in a set of eight for 25.00 per set.

R43S fits:
 1964-67 330 4 Barrel
 1965-69 400 All
 1968 455 Hurst/Olds

R45S fits:
 1964-67 330 2 Barrel
 1968-70 350 All
 1969-70 455 All
 1971 455 All, 350 All
 1972 455 with auto Trans



NEW OLD STOCK AC R46S ACNITER PLUGS: We have found a good supply of original AC Acniter Spark Plugs. Used on 1968-74 350 & 455 2 Barrels and 1971-74 455 4 Barrels (exc. 71 W30) **R46S** Set of eight 39.00 set

Tune-Up Kit: For all 1961-73 V8 Engines. Includes distributor cap, rotor, point set, and condenser. Our kits feature the correct smooth texture black distributor cap for original appearance. Individual parts are listed to the right.
TK5 Tune-Up Kit 1961-73 All V8 43.50



Ignition Components: All components of the tune-up kits are available separately. The ignition Coils are NOT included in tune-up kits.

D106PS Ignition Point Set	1961-73 All	17.50
D204 Ignition Condenser	1961-73 All	6.50
D426R Distributor Rotor	1961-73 All	6.50
DR429 Distributor Cap	1961-73 V8	19.50
337166 Ignition Coil	1961-73	49.50

Air Filters-PCV Valves-Crankcase Vent Valve


A366C Air Filter	1970-72 350, 455 V8 Outside Air Induction Cars (Ram Air)	16.50
A90CW Air Filter	1965-67 330 4V, 1965 400 4V, 1966-67 400 4V with Auto. Trans	16.50
A212CW Air Filter	1966-67 4 Barrel, 1968-77 V8 4 Barrel Non O.A.I.	14.50
FB56 Crankcase Vent Breather	1968-76 all	13.50
CV679C PCV Valve (current AC Delco)	1965-76 all V8	8.50
CV679CO PCV Valve (NOS with correct finish)	1965-76 all V8 (limited supply)	11.00



Spark Plug Wire Retainers:

We have the correct black plastic retainers used on all 1961-72 Models. There are two different designs for right and left side. Sold as pairs.

SPR615 Wire Retainers 1961-72 All 9.50 pr.



Wire Harness Hold Down Straps:

Two styles used on all 1961-72 Models. Holds wiring harness in place on inner front wheel wells and in engine compartment. Black plastic as original.

WHF05 Wire Harness Strap 1961-66 most models 4.50 ea.


WHF06 Wire Harness Strap 1967-77 most models 6.50 ea.



IGNITION WIRE SETS: Correct Reproduction Delco-Packard Date-Coded Wire Sets. Superior workmanship that replaces worn or unsightly aftermarket wires. Coded 1st Quarter of year application with correct boots.

1Q64 Ignition Wire Set	1964 All	78.00	1Q69 Ignition Wire Set	1969 All	78.00
1Q65 Ignition Wire Set	1965 All	78.00	1Q70 Ignition Wire Set	1970 All	78.00
1Q66 Ignition Wire Set	1966 All	78.00	1Q71 Ignition Wire Set	1971 All	78.00
1Q67 Ignition Wire Set	1967 All	78.00	1Q72 Ignition Wire Set	1972 All	78.00
1Q68 Ignition Wire Set	1968 All	78.00			





Original Battery Trays and Hold Down Parts:

BT6639	Battery Tray (10 3/8" x 7 7/8")	1966-67 All	34.50
BT6875	Battery Tray (10 3/8" x 7 1/4")	1968-72 All 350 & 400	33.50
BT6903	Battery Tray (12" x 7 1/2")	1968-72 All 455 Engine	34.50
BT7887	Battery Tray (10 1/2" x 6 3/4")	1978-1987 All Cutlass	34.50
HD6117	Battery Hold-Down Clamp	1961-63 F85, 1966-67 All	24.00
HD6478	Battery Hold-Down Clamp	1964-65 330 V8	24.00
HD6560	Battery Hold-Down Clamp	1968-72 All	4.95
GS6560	Engine Ground Strap to Cowl (10 1/2" long)	1965-72 All	8.50
HDB005	Battery Hold-Down Bolt	1961-63 F85, 1966-67 All, (2 per car)	6.50 ea.



1964-72 Cutlass-442-H/O Battery Cables: Reproductions of original equipment Delco-Packard Cables. Complete with part number, correct color and gauge cable, hot wire pigtail, cable insulator, etc. This is a top quality product which adds to your engine compartment restoration and originality. Please note that not all cables were Spring Ring design. Right angle and bolt type connectors are supplied where originally used by General Motors. Starter to junction block cable available on some models, inquire.

Negative Battery Cables

N04380	1964-65 330	36.50
N05605	*1965 400	38.50
N09230	1966 330	35.00
N21540	1966-67 W30 only	43.50
N21565	1966-67 W30 Engine to Frame	19.50
N09805	1966 400, 1967 all V8	38.50
N12475	1968 350, 1969 350 all 2V, all S.T., 1970 350 A/T 2V, & all S.T., 1971 All 350	36.50
N12470	1968 400, 455, 1969 350 V8 A/T 4V, 400 & 455 All 1970 350 A/T 4V	38.50
N15670	*1970 all 455	49.50
N21765	*1971 All 455	49.50
N29675	1972 350 V8 (side post)	43.00
N29740	1972 455 V8 (side post)	45.00

*Original connector. Not Spring Ring type.



Positive Battery Cables

P05420	1964 All V8, 1965 330	42.00
P06205	*1965 400	45.00
P09445	1966-67 330	43.00
P09800	1966-67 400	45.00
P22215	1966-67 W30 Only	83.00
P12465	1968 350 A/T 2V	43.00
P09900	1968 350 A/T 4V, 400	43.00
P09915	1968 350 S.T.	43.00
P12530	1969 350 A/T 2V	43.00
P12525	1969 350 A/T 4V, 400, 455	45.00
P12520	1969 350 S.T.	43.00
P14575	1970 350 A/T 2V, 350 S.T., 1971 all 350	43.00
P14580	1970 350 A/T 4V, All 455	45.00
P21770	1971 all 455	45.00
P21795	1972 350 V8 (side post)	39.00
P21800	1972 455 V8 (side post)	45.00

1968-74 V8 Battery Cable Tubes: For all 68-74 350, 400, and 455 engines. These are the tubes that the positive battery cable is routed through in back of the engine going to the starter. Tubes include metal mounting brackets. New tubes are made out of heat resistant material, per original. Two different length tubes, 5 1/16" for Automatic Transmissions, and 7 5/16" for manual 3 or 4 speed transmissions.

BCT684	Battery Cable Tube	
	1968-74 Manual Trans.	69.00
BCTA684	Battery Cable Tube	
	1968-74 Automatic Trans.	39.00



1964-75 all V8 Starter Shield:

Mounted between starter and frame. Serves as a shield between the exhaust pipe and starter as well as a brace from the starter to the frame.

SBS645	Shield	1964-75 all V8	28.50
---------------	--------	----------------	-------



BCG30 Battery Cable Grommet:

Used on all 1966-67 W30 options with trunk mounted battery. Keeps the battery cable from contacting sheetmetal in trunk.

Exact copy of original.

BCG30 Battery Cable Grommet 14.50 ea.

**Battery Cable Terminal Block**

Cover: Replaces original dried and cracked covers perfectly.

For use on 1964-68 all Models

where positive battery cable junction occurs.

BCC648 Battery Cable Terminal Cover 8.50



Alternator Plastic End Cap: Red or Black plastic cap used on 1962-75 Alternators, covers hot wire. Some cars used red caps while others had black, check your car for proper color. Mandatory for detailed restorations.

APC62R Alternator End Cap (Red) 1961-75 All 6.50

APC62B Alternator End Cap (Black) 1961-75 All 6.50



Horn Relay Cover: Black plastic cap covers wires on the horn relay. Attaches to stud on relay on all 1969-72 Cutlass.

RC682 1969-72 Relay Cap Cover 3.75

WIRING HARNESSES

Wiring Harnesses: Harnesses are sold in sections as they were originally by GM with all the correct color codes and connectors. Manufacturer is quality minded and has used GM blueprints and parts suppliers wherever possible. Dash wire harnesses are expensive (estimated range of 375.00 to 475.00) and are subject to 4-6 weeks lead time and the availability of connectors. In some cases your old harness must be sent as a core. The following harnesses are in stock for immediate shipment. Harnesses not shown below are available as special order items, allow 2-3 weeks, and longer for uncommon requests. All wiring harness installations are recommended for professional technicians ONLY.

Engine Main Wiring and Dash Rear Harnesses

2982995	1964 All	119.00	6297005	1968-69 W/Rally Pack & UHV Ignition	119.00
2987081	1965 All	119.00	8903732	1970 All with A.T.	119.00
6289982	1966 All exc. Rally Pack	119.00	8903733	1970 All with S.T.	119.00
6290356	1966 All with Rally Pack	119.00	8904043	1971 All with A.T.	119.00
T10145	1966 Tach Harness	23.50	8907807	1971 All with S.T.	119.00
6290296	1967 All exc. Rally Pack	129.00	8908626	1972 All with S.T.	149.00
6290616	1967 All with Rally Pack	129.00	8908627	1972 All with A.T.	149.00
6299313	1968-69 w/Rally Pack	115.00	T13265	1968-69 Tach Harness	23.50
8906983	1968 exc. Rally Pack A.T.	115.00	T15810	1970-72 Tach Harness	39.50
8906983	1969 exc. Rally Pack A.T.	115.00			

NOTE: You will need to purchase the Engine Main Wiring & Dash Rear Harness plus the Front Light and Engine Harness if you want to change all the wiring under the hood.

Front Light and Engine Harnesses

2982993	1964 All	159.00	6297860	1969 exc A.C. with Internal alternator regulator	193.00
2987083	1965 All	159.00	6299451	1970 no A.C. or int. reg.	193.00
6290530	1966 All exc Rally Pack	139.00	6299452	1970 w/A.C., no int. reg.	193.00
6290358	1966 All w/Rally Pack	143.00	6299453	1970 int. reg., no A.C.	193.00
6290297	1967 All	163.00	6299454	1970 int. reg. with A.C.	193.00
6295868	1968 All w/o A.C.	193.00	8904045	1971 All exc int. reg.	193.00
6295870	1968 All with A.C.	193.00	8904046	1971 with internal reg.	193.00
6297429	1969 All w/o A.C., ext. reg.	193.00	8908628	1972 All	193.00
6297430	1969 All with A.C., ext. reg.	193.00			
6297863	1969 All with A.C. and internal regulator	193.00			

SWITCHES

Headlight Switches:

D1527	Headlight Switch	1961-63 All	31.50
D1588	Headlight Switch	1964-67 All	31.50
D1561	Headlight Switch	1968 All	31.50
D1506A	Headlight Switch	1969-72 All	31.50
D808	Headlight Dimmer Switch (in floor)	1964-75 All	21.50



Ignition Switches:

D6587	Ignition Switch	1961-62 All	29.50
D1438	Ignition Switch	1963 All	29.50
D1417B	Ignition Switch	1964-65 All	29.50
D1482A	Ignition Switch	1966-67 All	32.50
D1415B	Ignition Switch	1968 All	31.50
D1404B	Ignition Switch	1969-77 without Tilt Wheel	29.75
D1405B	Ignition Switch	1969-77 with Tilt Wheel	29.75



Door Jamb Light Switch:

D6010	Door Jamb Light Switch	1964-67 All	8.50 ea.
--------------	------------------------	-------------	----------




Back-up Light Switch and Harness: Correct switch and connectors with sheathing on wires as original.

1993661	Back-up Light Switch and Harness	1964-68 all with 4 Speed Transmission	93.00
----------------	----------------------------------	---------------------------------------	-------



Neutral Safety/ Back-Up Light Switch: New reproduction of a difficult to find switch. Mounts on the floor shifter in cars with automatic transmission with a console. Fits 1967-70 models except 1968 Hurst Olds and 1970 with Dual Gate shifter.

1993381	Neutral Safety/ Back Up Switch	1967-70 with Auto Trans and Console	79.00
----------------	--------------------------------	-------------------------------------	-------



Turn Signal Switch:

D6203	Turn Signal Switch (stamped Guide)	1965-66 without tilt wheel	39.50
D6220	Turn Signal Switch	1964-66 with tilt wheel	59.00
D6200	Turn Signal Switch (BPC metal housing switch)	1965-66 w/o tilt wheel	87.50
D6211	Turn Signal Switch (Delco white plastic)	1967-68 all	69.00
D6208	Turn Signal Switch	1969-77 all	65.50



Turn Signal Cancel Cams: New Turn Signal Cancel Cams for 1968 Cutlass without tilt wheel and 1969-74 Cutlass without tilt wheel. At this time we do not have any cancel cams available for cars with tilt wheels.

TSC68	Turn Signal Cancel Cam	1968 Cutlass without tilt	7.95
TSC694	Turn Signal Cancel Cam	1969-74 Cutlass without tilt	7.95




1970-72 A/C Fan Speed Switch: New GM Air Conditioner Fan Speed Switch for all 1970-72 Cutlass/442 Models with A/C.

395168	Air Conditioner Fan Speed Switch	1970-72 All with A/C	23.00
---------------	----------------------------------	----------------------	-------

Windshield Wiper Switches: New reproductions of wiper switches for 62-65 Cutlass with 1 speed wipers and 1967 Cutlass with 2 speed wipers and washers (push to squirt).

1993568	1962-63 Cutlass w/ 1 speed	33.50
1993633	1964-65 Cutlass w/ 1 speed	33.50
1993372	1967 Cutlass w/ 2 speed & washers	38.50



Voltage Regulators: New A/C Delco Regulators for 1962-76 All.

D632	Voltage Regulator	1962-63 All	65.00
D663	Voltage Regulator	1964-72 All with external regulator	65.00



Oil Pressure Switch and Sending Unit Elbow:

PS12	Oil Pressure Sending Unit	1964-77 all without dash gauges	19.50
15591103	Oil Pressure Sending Unit	1967-77 all with dash gauges	65.00
OSE674	Oil Pressure Sending Unit Elbow	1967-74 all with dash gauges	23.50



Temperature Sending Unit:

G1852	Temperature Sending Unit	1966-74 all with Dash Gauges	18.50
D1891	Temperature Sending Unit	1961-74 all without Dash Gauges	16.50
R640	Heater Blower Resistor	1964-70 all	29.00



BEARINGS AND SEALS

Front Wheel Bearings and Seals:

S6	Front Wheel Inner Bearing	1961-77 all	27.50 ea.
S2	Front Wheel Outer Bearing	1961-77 all	27.50 ea.
17815	Front Wheel Grease Seal	1961-68 all	19.50 ea.
17187	Front Wheel Grease Seal	1969-72 all	19.50 ea.
19753	Front Wheel Grease Seal	1973-77 all	19.50 ea.
DC6853	Front Wheel Grease Cap	1961-72 all	7.50 ea.



Rear Axle Bearings and Seals:

RW507CR	Axle Bearing	1964-69 all exc Wagon and C Axle	43.50 ea.
13492	Axle Oil Seal	1964-69 all exc C Axle	23.50 ea.
16735	Axle Oil Seal	1970-72 all	18.50 ea.



POWER STEERING HOSES

These kits include the pressure hose with fittings and the proper length return hose with clamps.

35221	Power Steering Hoses	1964-67 all V8	46.50
35254	Power Steering Hoses	1968-70 all V8	46.50
35356	Power Steering Hoses	1971-72 all V8	46.50



ENGINE PULLEYS

New reproduction pulleys for Power Steering, Crankshaft and Water Pump available for popular Cutlass models.

Power Steering Pulley: Single groove pulley replaces GM # 399403. Fits 1968-75 all V8s with power steering except A/C or H.D. cooling, and all 1972 W30 models.

PSP03	Power Steering Pulley	1968-75 Cutlass/442	62.00
--------------	-----------------------	---------------------	-------

Crankshaft Pulley: Two groove pulley replaces GM # 405459. Fits 1970-75 all V8s except A/C or H.D. cooling, and all 1972 W30 models.

CSP59	Crankshaft Pulley	1970-75 Cutlass/442	62.00
--------------	-------------------	---------------------	-------

Water Pump Pulley: Two groove pulley replaces GM # 405461. Fits 1970 F85 & Cutlass w/ H.D. cooling, 1970 442 w/ OAI exc A/C, 1971 Cutlass & 442 with OAI, 1972 all with OAI, 1973-75 Cutlass exc A/C or H.D. cooling.

WPP61	Water Pump Pulley	1970-75 Cutlass/442	62.00
--------------	-------------------	---------------------	-------



COOLING SYSTEM

MOLDED HEATER AND RADIATOR HOSES: We now have most of the radiator and heater hoses used on 1965-77 Cutlass-442-H/O models. These hoses are molded in the correct shapes and are stamped with the correct GM part numbers.

389066	Radiator Hose (lower)	1965 All	28.50
390923	Radiator Hose (lower)	1966-69 All	28.50
405031	Radiator Hose (lower)	1970 All	28.50
406382	Radiator Hose (lower)	1971-72 All	28.50
415451	Radiator Hose (lower)	1973-74 All	28.50
551137	Radiator Hose (lower)	1975-77 All	28.50
393664	Radiator Hose (upper)	1966 tri carb only	27.50
390921	Radiator Hose (upper)	1966-67 exc. tri carb	27.50
402153	Radiator Hose (upper)	1968-72 All	27.50
410668	Radiator Hose (upper)	1973-77 All	27.50



MOLDED HEATER HOSES: Correct shape molded hoses with 5 rib design and original GM part number where applicable. HH702I and 409042 did not have printed part numbers. The hoses listed below are made exclusively from our tooling. *Includes Heater Hose Insulator.

389432	Molded Heater Hose (valve to heater)	1965 442	25.50
387679	Molded Heater Hose (valve to heater)	1965-67 w/AC exc 442	25.50
*385011	Molded Heater Hose (water pump to heater)	1964-67 All	29.50
*393162	Molded Heater Hose (water pump to heater)	1968 All except AC	29.50
*404249	Molded Heater Hose (water pump to heater)	1969 w/A/C	29.50
*HH702I	Straight Heater Hose (water pump to heater)	1969 exc A/C, 1970-72 All	19.50
HH34	3/4" Straight Heater Hose	1970-72 w/A/C, 1973-77 All	4.50 ft.
383039	Molded Heater Hose (block reducer to heater)	1964-67 exc AC or 442	25.50
393530	Molded Heater Hose (block reducer to heater)	1966-67 442	25.50
400548	Molded Heater Hose (block reducer to heater)	1968-72 350 exc AC	25.50
400888	Molded Heater Hose (block reducer to heater)	1968-69 442 exc A/C, 1970-72 All exc. A/C	25.50
413173	Molded heater Hose (heater to block)	1973-75 All, 1976-77 All exc. A/C	25.50
393508	Molded Bypass Hose	1964-72 All with formed bypass hose	14.50
409042	Straight Bypass Hose	1964-77 All with straight bypass hose	5.50
HHI68	Heater Hose Insulator	1964-72 All	5.50



1966 Tri-Power Molded Bypass Hose: Correct molded bypass hose for 1966 Tri-powered cars only. Very difficult piece to find is now available and reproduced to original specifications.

393733	1966 Tri-Power Molded Bypass Hose	38.50
---------------	-----------------------------------	-------



RADIATOR AND HEATER HOSE CLAMPS: We have a complete line of original hose clamps for 1961-77.



HC59	Tension Spring Hose Clamp. 1961-70 Heater Hoses	1.25 ea.
1961-70, 1973-77 Double Wire Hose Clamp Applications:		
HC100	Double Wire Clamp on thermostat By-Pass Hose	4.00 ea.
HC128	Double Wire Clamp on Upper Radiator Hoses	5.00 ea.
HC202	Double Wire Clamp on Lower Hose at Radiator end	5.00
HC212	Double Wire Clamp on Lower Hose at Water Pump	5.00
1971-72 Wittek Post Type Hose Clamp Applications:		
HC55	Post Clamp for Heater and Thermostat By-Pass Hoses	3.50 ea.
HC62	Post Clamp for Radiator Hoses except Lower Hose at Water Pump. (i.e. 3 per car)	3.50 ea.
HC78	Post Clamp for Lower Radiator Hose at Water Pump	4.00
1961-77 Complete Hose Clamp Kits:		
HCK640	Hose Clamp Kit (10 pcs) 1961-70 Cutlass/442	28.00
HCK712	Hose Clamp Kit (10 pcs) 1971-72 Cutlass/442	29.00

FAN CLUTCHES: New fan clutch available for 1966-76 All models.

FC2705 Fan Clutch 1966-76 All with fan clutch 69.50


HEATER BLOWER MOTORS: New Heater Fan Blower Motors for 1964-77 Cutlass-442-H/O.

8971 Heater Blower Motor 1964-77 All Cutlass-442-H/O 49.50

HEATER CONTROL VALVES: Replace your old heater control valve when updating or restoring your cooling system.

396235 Heater Control Valve 1964-67 All with manual Air Conditioning 45.00

155104 Heater Control Valve 1971-75 All 350-455 Engine 45.00



WATER PUMPS

We stock new AC Delco water pumps for 1961-63, 65-76 V8 Cutlass 442 where available. 1964 V8's use a different water pump and will require rebuilding. Check dimensions listed. Pumps measured from mounting flange to fan hub. Be sure to get accurate measurements or the pulleys will not line up correctly.

W595A Water Pump 1961-63 All 215 V8 (Airtex) 97.50

58-291 Rebuilt Water Pump 1964 Cutlass/442 with 330 V8 **Core deposit 30.00** 96.50

W563A Water Pump 1965-67 All V8, 1968-70 V8 w/No A/C, HD Cool or OAI (5.072") 116.00

W297A Water Pump 1968-70 All V8 with A/C, HD Cool, and OAI (5.572") 119.00

W202A Water Pump 1971-76 All V8 without A/C (5.572") 98.50

W231A Water Pump 1971-76 All V8 with A/C (6.072") 99.50



THERMOSTATS AND HOUSINGS, RADIATOR CAPS

1964-77 330-350-400-455 V-8 Thermostat Housings: New thermostat housings replace cracked or broken housings. The 392099 is a correct reproduction for 1964-67 including 66 Tri-Power, but will work fine for other years. Check to see if you have the formed by-pass hose or straight by-pass hose to determine correct application.

392099 Thermostat Housing for formed by-pass hose 1964-76 All V8 29.50

1850 Thermostat Housing for straight by-pass hose 1964-76 All V8 36.50

300-160 160 Degree Thermostat 1964-77 All 11.50

300-180 180 Degree Thermostat 1964-77 All 11.50

300-195 195 Degree Thermostat 1964-77 All 11.50

TG498 Thermostat Housing Gasket 1961-64 All 3.50

TG677 Thermostat Housing Gasket 1965-77 All 3.50

RC15R Reproduction AC Radiator Cap 1961-73 All without Coolant Recovery System 26.50



RADIATOR SHROUD SEALS: Made from same material as A-Frame Seals. Cars with air conditioning will require trimming for coolant lines. Universal push in type fasteners or staples included with seals as required. Correct olive green metal fasteners are available separately below.

	RCD7 Radiator Shroud Seal 1964-65 All Models 21.00 pr.
	RCD8 Radiator Shroud Seal 1966-67 All Models 23.00 pr.
	RCD9 Radiator Shroud Seal (3 1/16" x 10 3/4") 1968-72 exc A/C 13.50 pr.
	RCD9A Radiator Shroud Seal (4 5/8" x 9 5/8") 1968-72 with A/C 13.50 pr.
	RSS68 Radiator Side Seal (cut to fit) 1968-72 All Models 17.00
	RCD10 Radiator to Bumper Lower Seal 1968-72 All Models 23.50
RCD30 Radiator to Side Baffle Seal 1971-72 442 Models only. 17.50	

Original Style Push in Fasteners: These clips are the olive green metal push in fasteners used on cowl lacing, A-frame seals and radiator seals on 1961-70 Cutlass models.

3774 Original Style Fasteners 1961-70 All Cutlass Models 1.00 ea.

1966-77 CUTLASS 442 UPPER RADIATOR HOSE TO RADIATOR SHROUD PLASTIC CLAMP:

Molded plastic clamp holds the radiator hose out of the fan blade and mounts to the radiator shroud support.

HC19 Upper Radiator Hose Clamp 1966-67 all models 5.00

HC20 Upper Radiator Hose Clamp 1968-77 all models 5.00



RADIATOR SHROUD AND RADIATOR INSULATORS: 1966-67 Fan Shroud is a fiberglass reproduction. The 1966-67 shroud was an option and was not installed on all cars. Shroud brackets are necessary to mount the shroud on cars that did not come factory installed. We do not have these brackets. The 1968-70 Shroud is GM original, with limited supply. The 1971-72 shroud is a new reproduction. Insulators are used between the radiator support and radiator for 1966-72 All Models.



391030	Radiator Shroud	1966-67 Some models	119.00
402995	Radiator Shroud	1968-70 All	99.00
407867	Radiator Shroud	1971-72 All	109.00



RI201	Insulators 1966-70 All (set of four, 2 long, 6", 2 short, 5 1/2")	19.50 set
RI200	Insulators 1966-70 All (set of four long, 6")	19.50 set
RI17	Insulators 1971-72 All (set of four, 4 3/8")	19.50 set

CLUTCH RODS, BOOTS AND CLUTCH 'Z' BARS



Clutch Operating Rods: New clutch rods for 1968-77 Cutlass/442. Rods attach through firewall boot from clutch pedal to 'Z' bar on standard transmission cars. 1968-69 and 1970-72 bars are painted silver and 1973-77 bar is painted black.

CRR689	Clutch Rod 1968-69 Cutlass/442	26.50
CRR702	Clutch Rod 1970-72 Cutlass/442	26.50
CRR737	Clutch Rod 1973-77 Cutlass/442	26.50



Clutch 'Z' Bars: New reproductions of 1966-77 standard transmission Clutch 'Z' Bars. Painted flat black. Order bushings (CSB349) separately.

CZB667	'Z' Bar 1966-67 Cutlass/442	69.50
CZB689	'Z' Bar 1968-69 Cutlass/442	69.50
CZB702	'Z' Bar 1970-72 Cutlass/442	69.50
CZB737	'Z' Bar 1973-77 Cutlass/442	75.00



1964-67 Firewall Clutch Rod Boot: Rubber bellows style boot seals firewall where clutch rod passes through. Fits 1964-67 all with standard transmission. Retaining ring sold separately.

FCB647 Firewall Clutch Boot 15.00



1968-72 Firewall Clutch Rod Boot: Rubber bellows style boot seals firewall where clutch rod passes through. Fits 1968-72 all with standard transmission. Retaining ring sold separately.

FCB682 Firewall Clutch Boot 15.00

Firewall Boot Retaining Ring: This is the metal ring that holds the firewall clutch rod boot in place. Correct shape with three screw holes. Fits 1964-67 all with standard transmission.



CBR647 Clutch Boot Retaining Ring 15.00

Firewall Boot Retaining Ring: This is the metal ring that holds the firewall clutch rod boot in place. Correct triangle shape with three screw holes. Fits 1968-72 all with standard transmission.



CBR682 Clutch Boot Retaining Ring 15.00



Clutch Release Fork Boot: Rubber boot seals where clutch fork goes through bell housing on transmission. Fits 1964-78 All with standard transmission.

CFB64 Clutch Fork Boot 16.50

1964-81 Standard Transmission Clutch Shaft ('Z' Bar) Nylon

Bushings: Eliminates clutch pedal play and unwanted vibrations on all 1964-81 Standard Transmission equipped cars. Uses 1 pair per car.



CSB349 Bushings 1964-81 standard trans 5.00 pr.

SUSPENSION PARTS



Tie Rod Ends

ES333R	Tie Rod End (outer)	1964-70	49.00 ea.
ES406R	Tie Rod End (outer)	1971-72	49.00 ea.
ES681N	Tie Rod End (inner)	1964-70	36.00 ea.
ES406L	Tie Rod End (inner)	1971-72	49.00 ea.
ES2032S	Adjusting Sleeve	1964-70	16.00 ea.
ES2004S	Adjusting Sleeve	1971-72	16.00 ea.



Steering Center Links

DS740	Steering Center Link	1964 All, 1965 with 7/8" dia.	139.00
DS682	Steering Center Link	1965 13/16" dia., 1966-67 All	139.00
DS749	Steering Center Link	1968-72	93.00
DS808	Steering Center Link	1973-77	93.00
18633	Steering Idler Arm	1964 All, 1965 with 7/8" dia.	63.00
18634	Steering Idler Arm	1965 with 13/16" dia., 1966-72 All Models	63.00

Upper and Lower Ball Joints

10195	Upper Ball Joint	1964-72	35.00 ea.
10197	Lower Ball Joint	1964-72	36.00 ea.



Control Arm Bushings (uses 4 per car)

12162	Upper Arm Bushings	1965-72	59.00 set
12212/3	Lower Arm Bushings	1964-65	59.00 set
12237/8	Lower Arm Bushings	1966-68	59.00 set
12236/7	Lower Arm Bushings	1969-72	59.00 set



Stabilizer Bar Bushings and Link Kits

K6217	Stabilizer Link Kit	1961-63 All	23.50 pr.
SK053	Stabilizer Link Kit	1964-75 All	23.50 pr.
K5227	Stabilizer Bushings	1961-63 All	16.50 pr.
SB6494	Stabilizer Bushings	1964-77 All	16.50 pr.

1964-72 Pitman Arms: New Pitman Arms are now available for all Cutlass models from 1964-72 with power steering. Cars without power steering use a different arm, please inquire on availability.

PA645	Pitman Arm	1964-65 Cutlass models with Power Steering	89.50
PA662	Pitman Arm	1966-72 Cutlass models with Power Steering	89.50

Control Arm and Axle Housing Bumpers

FB4220	Front Upper Arm Bumpers	1961-72 All	23.50 pr.
FB6410	Front Lower Arm Bumpers	1961-72 All	23.50 pr.
AB6473	Axle Housing Bumper	1964-67 all except 442, 1968-72 All	23.50 pr.



Gas Shock Absorbers

AC Delco has discontinued standard shocks for all cars. We have switched to Delco gas shocks where available.

50170G	Front Shock Absorber	1961-63	38.00 ea.
50171G	Rear Shock Absorber	1961-63	38.00 ea.
SA360	AC Delco Front Shock Absorber	1964-67 All Cutlass/442.	29.50 ea.
SA187	AC Delco Rear Shock Absorber	1964-67 All Cutlass exc Heavy Duty.	29.50 ea.
SA180	AC Delco Rear Shock Absorber	1964-67 HD & 442, 1968-72 All	29.50 ea.
SA182	AC Delco Rear Shock Absorber	1964-72 Vista Cruiser	29.50 ea.
SA179	AC Delco Front Shock Absorber	1968-72 All Cutlass/442	29.50 ea.



Coil Springs and Insulators

Factory matched coil springs to restore proper ride height and handling. Our springs are made specifically for your car, not generic springs others may offer at a lesser price. When ordering we need to know model, body style, year, engine size, transmission, air conditioning, and if heavy duty is desired.

Note: heavy duty springs will result in a harsher ride than stock springs. Springs are made to order and are not returnable. Allow 1-2 weeks delivery.

FCS612	Front Coil Springs	1961-77 All	165.00 pr.
RCS612	Rear Coil Springs	1961-77 All	165.00 pr.
RSI646	Rear Spring Insulator	1964-66 All	9.50 ea.
RSI612	Rear Spring Insulator	1967-75 All	9.50 ea.



BRAKE PARTS

Wheel Cylinders for Drum Brake Cars:

37022	Left Front Wheel Cylinder	1964-67 All	45.00
37023	Right Front Wheel Cylinder	1964-67 All	45.00
37112	Left Front Wheel Cylinder	1968-72 All	45.00
37113	Right Front Wheel Cylinder	1968-72 All	45.00
37021	Rear Wheel Cylinders	1964-66, 1968-69 All except Wagon	45.00 ea.
37024	Rear Wheel Cylinders	1967 All, 1970-72 All except Wagon	45.00 ea.



Master Cylinders (new):

36133	Master Cylinder	1964-66 Manual Brakes	109.00
36006	Master Cylinder	1964-66 Power Brakes	116.00
36235	Master Cylinder	1967-72 Drum Brake all, 1970 Manual Disc Brakes	119.00
36306	Master Cylinder	1969-76 Power Disc Brakes	109.00
39204	Master Cylinder	1971-72 Manual Disc Brakes	139.00
IB689	Intake to Booster Steel Line	1968-69 All with Power Brakes	23.50
IB702	Intake to Booster Steel Line	1970-72 All with Power Brakes	23.50



Brake Proportioning Valves: New Proportioning Valves are now available for 1968-69, 70 and 1971-72 Cutlass-442 with Disc Brakes.

BPV689	Brake Proportioning Valve	1968-69 all w/ disc brakes	89.00
BPV70	Brake Proportioning Valve	1970 all w/ disc brakes	89.00
BPV712	Brake Proportioning Valve	1971-72 all w/ disc brakes	89.00



1971-72 Brake Proportioning Valve to Frame Bracket: Used on all 1971-72 Cutlass-442 with factory Disc Brakes. Mounts the proportioning valve to the frame. Also should be used on conversion to Disc Brakes to mount the proportioning valve in the correct location.

PVB712	Proportioning Valve Bracket	1971-72 with Disc Brakes	17.50
---------------	-----------------------------	--------------------------	-------



Brake Line Distribution Block: Brass Block where the brake lines off the master cylinder split into the three brake lines. Also contains the switch that connects to the dash light if there is a loss of pressure. Mounts on frame under master cylinder with attached bracket. Exact replacement to originals.

BDB679	Brake Distribution Block	1967-69 All Cutlass-442	98.00
BDB702	Brake Distribution Block	1970-72 All Cutlass-442 Drum Brakes 1970 All Cutlass-442 Disc Brakes	98.00



Brake Cables: Quality reproduction cables in authentic original steel.

All cable, spring wrap, wire stops, and rubber parts are identical to OEM specifications.

EB263	Front Brake Cable	1964-66 exc. Wagon, 1967-72 All w/o 400 Trans. 1971-72 w/400 Trans.	79.00
EB407	Front Brake Cable	1967-70 All with 400 Transmission	79.00
EB276	Intermediate Cable	1964-66 exc. Wagon, 1967 All w/o 400 Trans., 1968-72 All 4 Dr & Wagon	29.00
EB408	Intermediate Brake Cable	1967 All with 400 Transmission	29.00
EB365	Intermediate Brake Cable	1968-72 All except 400 Transmission and Wagons	29.00
EB352	Intermediate Brake Cable	1968-72 All with 400 Transmission except Wagons	29.00
EB293	Rear Brake Cables	1964-67 All except Wagons	53.00 ea.
EB395	Rear Brake Cables	1968-72 All except Wagons	63.00 ea.

Brake Cable Connector and Clips: Connector fits all 1964-79 Cutlass-442 models from center parking brake cable to the rear cables. The clips hold the cable to the frame where the cable passes through.

PBC649	Parking Brake Cable Connector	1964-79 All	4.00 each
PBCC649	Parking Brake Cable Clip	1964-79 All	2.00 each



Brake Shoe and Disc Pad Sets:

246	Front Brake Shoes	1964-72 All Drum Brake	46.75 set
D3DP	Front Disc Brake Pad Set	1967-68 All	39.50 set
D52	Front Disc Brake Pad Set	1969-77 All	35.50 set
245	Rear Brake Shoe Set	1964-75 All except Wagons	55.00 set
246	Rear Brake Shoe Set	1964-72 All Wagons	55.00 set



Brake Hoses:

36555	Front Brake Hoses	1964-67 All with Drum Brakes	39.50 ea.
36582	Front Brake Hoses	1968-72 All with Drum Brakes	39.50 ea.
42790	Front Brake Hoses	1967 All with Disc Brakes	36.50 ea.
36582	Front Brake Hoses	1968 All with Disc Brakes	39.50 ea.
36616	Front Brake Hoses	1969-71 All with Disc Brakes	47.50 ea.
36691	Front Brake Hoses	1972 All with Disc Brakes	49.50 ea.
36005	Rear Brake Hose	1964-65 All	43.50
36569	Rear Brake Hose	1966-67 All	46.50
36584	Rear Brake Hose	1968 All	46.50
36586	Rear Brake Hose	1969-71 All	43.50
36689	Rear Brake Hose	1972 All	53.50
BHT68	Rear Brake Hose Tee	1964-65 & 1968 hose to line junction	19.00
BHC682	Brake Hose Clips	1968-72 All	3.00 ea.



Disc Brake Hose Brackets: For 1968-72 Cutlass-442 with Disc Brakes. Brackets that mount to the frame where the steel lines meet the brake hoses.

DBHB682	Disc Brake Hose Brackets	1968-72 with Disc Brakes	28.00 pair
----------------	--------------------------	--------------------------	------------



Brake Drums and Rotors:

5000	Front Disc Brake Rotor	1967-68 All	139.00 ea.
5100	Front Disc Brake Rotor	1969-72 All	139.00 ea.
2024	Front Brake Drum only	1964-72 All exc. Police and heavy duty	93.50 ea.
2027	Rear Brake Drum	1964-75 All exc. Wagon (9 1/2" Drums)	93.00 ea.

Disc Brake Backing plates:

Fits 1969-1972 All Cutlass/442 models with Disc Brakes. Sold in a pair for left and right.

DBP692	Disc Brake backing Plates	1969-72 with Disc Brakes	89.95 pair
---------------	---------------------------	--------------------------	------------

Brake Hold Down Kit and Adjusters:

7007	Front Brake Shoe Hold-down Kit	1964-72 All	23.50 set
7008	Rear Brake Shoe Hold-down Kit	1964-75 All	23.50 set
2532	Left Rear Brake Shoe Adjuster	1964-75 All	26.50
2533	Right Rear Brake Shoe Adjuster	1964-75 All	26.50



Brake and Fuel Line Clip Packages: We now have available the clips needed for brake and fuel lines for 1964-72 Cutlass-442 models. All clips are sold in a set, we do not have individual clips. 1970-72 brake line clip set is pictured below. 1971-72 Fuel Line Clips are for cars equipped with the fuel vapor canister.

OAB201	1964-65 Brake Line Clips, 9 pc	21.00	OAF301	1964-67 Fuel Clips-5/16 no return, 6pc	18.00
OAB206	1966 Brake Line Clips, 9 pc	21.00	OAF302	1964-67 Fuel Clips-5/16 with return, 11pc	23.00
OAB202	1967 Brake Line Clips, 11 pc	25.00	OAF309	1964-67 Fuel Clips-3/8 no return, 6 pc	18.00
OAB203	1968 Brake Line Clips, 13 pc	26.00	OAF310	1964-67 Fuel Clips-3/8 with return, 11 pc	23.00
OAB204	1969 Brake Line Clips, 14 pc	26.00	OAF303	1968-69 Fuel Clips-3/8 no return, 10 pc	23.00
OAB205	1970-72 Brake Line Clips, 17 pc	25.00	OAF304	1968-69 Fuel Clips-3/8 with return, 11 pc	26.00
			OAF305	1970 Fuel Clips-3/8 no return, 12 pc	21.00
			OAF306	1970 Fuel Clips-3/8 with return, 10 pc	23.00
			OAF307	1971-72 Fuel Clips- no return, 12 pc	23.00
			OAF308	1971-72 Fuel Clips- with return, 12 pc	26.00



Carburetor Choke Tubes:

- CTB40/43** Carburetor Choke Tubes (clean air and hot air) 1970-74 All 350 4V carburetor 19.00 pr.
- CTB41/42** Carburetor Choke Tubes (clean air and hot air) 1970-74 All 455 4V carburetor 19.00 pr.
- CS642** Manifold Choke Stove (fits in manifold) 1970-74 All All 350-455 V8 33.50



Steel Fuel Lines

1966-72 Cutlass 442-H/O Carburetor Fuel Lines: These carburetor to fuel pump lines are made in original steel material from original samples. The lines are computer bent for accuracy and fit.

- 6601FL** Steel Fuel Line 1966-67 330 V8 2 Barrel 19.50
- 6602FL** Steel Fuel Line 1966-67 330 V8 4 Barrel 19.50
- 6603FL** Steel Fuel Line 1966-67 400 V8 4 Barrel 19.50
- 6801FL** Steel Fuel Line 1968-72 350 V8 2 Barrel 19.50
- 6802FL** Steel Fuel Line 1968-72 350 V8 4 Barrel 19.50
- 6803FL** Steel Fuel Line 1968-69 400 V8 4 Barrel 19.50
- 6901FL** Steel Fuel Line 1969-72 455 V8 4 Barrel 19.50
- 7001FL** Steel Fuel Line 1970 455 W30 4 Barrel 19.50



1969-72 V8 Throttle Cable:

Fits all 1969-72 Cutlass/442 350 and 455 V8 with 4 barrel carburetor. Throttle cable connects the accelerator pedal to the carburetor.

Exact reproduction, 23 1/4" length.

- TCC702** Throttle Cable 1969-72 all V8 with 4 barrel 42.00



1968-72 Transmission Kickdown Cable:

New reproduction of Transmission Kickdown Cable for 1968-72 Cutlass/442 with Turbo 350 Transmissions. Cable measures 40 1/2" end to end and sheathing measures 36 3/4". Correct plastic ends and cable connectors.

- TKC682** Transmission Kickdown Cable 1968-72 with Turbo 350 trans 59.00



1970-72 Transmission Shift Cables:

Complete Shift Cable Assemblies include correct metal connector ends and rubber boots. Cables go from shift lever to the transmission. Shift Cables fit 1970-72 Automatic Transmission cars with a console, and a separate cable fits 1970-72 Automatics with Dual Gate shifter.

- 407409** Shift Cable Assembly 1970-72 Auto w/console 74.50
- 406266** Shift Cable Assembly 1970-72 Dual Gate 74.50



1971-72 Cutlass-442-Hurst/Olds Overflow Package: Rare option that has become more desirable over the years. Originally offered only on 1971-72 all Cutlass-442-Hurst/Olds, bottle will fit and can be used on 1968-70 cars as well. Package includes bottle, retainer with hose mounting bracket and correct radiator cap.

- OVB682** Overflow Bottle 1971-72 All Cutlass-442-Hurst/Olds 199.00



ENGINE PAINTS:

Engine enamels are computer color-matched to nice original parts and are the closest to factory colors available. There were many variations on engine colors depending on supplier used, paint batches, even time of day painted in the assembly plant. We have researched extensively and consulted with many fellow Oldsmobile enthusiasts to arrive at these final colors. Engine paint is available in 16 oz. aerosol cans, 3 to 4 cans will be needed for a complete engine repaint.

- EP74** Gold Engine Paint (aerosol) 1964-72 All 330-350 Engines 15.50 can
- EP90S** Bronze Engine Paint (aerosol) 1965-69 All 400 Engines 15.50 can
- EP100S** Blue Engine Paint (aerosol) 1970-72 455 Engines 15.50 can
- EP110S** Red Engine Paint (aerosol) 1968-69 Hurst Olds 455 Engines 15.50 can
- AF150S** Red Air Filter Assembly Paint All Models using Red Air Filters 16.50 can

1964-72 Fuel Tanks and Straps: New reproduction fuel tanks for 1964-72 Cutlass/442- Hurst/Olds. Tanks are made of the same gauge material as original. Tanks supplied without necks require you to transfer your old neck to the new tank. Straps and bolt kits sold separately.

647FT	Fuel Tank	1964-67 Cutlass/442 except wagon	225.00
667FT	Fuel Tank with neck	1966-67 Cutlass/442 exc wagon with neck	250.00
689FT	Fuel Tank with neck	1968-69 Cutlass/442 exc wagon with neck	250.00
702FT	Fuel Tank with neck	1970 Cutlass/442 exc. wagon with neck	250.00
712FT	Fuel Tank with neck	1971-72 Cutlass/442 except wagon	250.00
GTB642	Strap Bolt Kit	1964-72 All except wagon	6.50 kit
FTS647	Fuel Tank Straps	1964-67 Cutlass/442 except wagon	35.00 pr.
FTS682	Fuel Tank Straps	1968-72 Cutlass/442 except wagon	35.00 pr.




1973-1987 Fuel Tanks and Straps: New reproduction Fuel Tanks are now available for 1973-1988 Cutlass models. All fuel tanks come with gas filler necks. Fuel tank straps are also available, order separately. These tanks are drop shipped from our supplier, we do not normally have them in stock. Allow approx. 2-3 weeks for delivery.

73FT	Fuel Tank with neck	1973 Cutlass/442 except wagons	250.00
745FT	Fuel Tank with neck	1974-75 Cutlass/442 exc. wagons, 1976-77 4 door models	250.00
767FT	Fuel Tank with neck	1976-77 Cutlass/442 2 door models	250.00
780FT	Fuel Tank with neck	1978-80 Cutlass Supreme 2 door except diesel	250.00
818FT	Fuel Tank with neck	1981-87 Cutlass Supreme 2 door except diesel	250.00
FTS737	Fuel Tank Straps	1973-77 Cutlass/442 except wagons	43.00 pair
FTS788	Fuel Tank Straps	1978-1987 Cutlass/442 except wagons	43.00 pair

Oil Filler and Premium Fuel Caps:

GC64P	Premium Fuel Cap	1964-69 All 442, and Premium Fuel	23.50
OF6876	Correct Reproduction Oil Filler Cap with tab	1968-76 All	14.50
OFT6877	Oil Filler Tube: This replacement Oil Filler Tube is approximately 1 inch shorter than original but fit and appearance is similar. For all Oldsmobile 1968-77 350-455 V8 Engines.		18.50



Fuel Tank Unit: New GM Fuel Tank Sending Unit. Very limited availability. At this time this is the only fuel tank unit available. Other tank units will need to be rebuilt.

6428837	New Tank Unit (GM) 1968-72 All Cutlass/442 exc Wagons with 2 fuel lines. (one fuel line and one return line)	179.00
----------------	--	--------



Fuel Pumps


We try to supply AC Delco fuel pumps whenever possible. As AC Delco fuel pumps become obsolete we will substitute with the best quality manufacturer available. If brand is important, please contact us for stock information before placing your order. *Airtex brand, not AC Delco.


6705*	Fuel Pump	1964 330 Engine	56.50
40030	Fuel Pump	1965 F85 330 V8	53.50
40704*	Fuel Pump	1967 330, 1968 350, 1969 350 w/o Air Conditioning	53.50
40523	Fuel Pump	1966-68 400 Engine (3 lines)	55.00
41567	Fuel Pump	1970-72 455 with AC, 1973-74 350 4 V with AC, 1973-76 455 (3 lines)	55.00



Carburetor Kits: New Fresh Stock that includes all parts to properly rebuild all applications listed below. Floats are not included in rebuild kits.

1131	Carburetor Overhaul Kit	1961-63 All 4 Barrel	49.50
1133-4	Carburetor Overhaul Kit	1964-65 All 4 Barrel	49.50
1134	Carburetor Overhaul Kit	1966 Tri Power (3-2's)	43.50 ea.
370	Carburetor Overhaul Kit	1966 All 4 Barrel	54.50
236	Carburetor Overhaul Kit	1967-76 350-400-455 4 Barrel	49.50





Engine Gasket Sets

Complete Engine Overhaul Gasket Sets: Includes head, oil pan, rocker cover, valve cover, timing cover, exhaust manifold gaskets, and main bearing oil seals.

***FS8171PT-4** Engine Overhaul Gasket Set 1965-75 All 143.00 set
 *Intake Manifold Gasket not included see below.

Individual Gaskets:

MS9947-1	Intake Manifold Gasket Set (2 pc)	1964-72 330-350	25.00
MS96004	Intake Manifold Gasket Set	1965-72 400-455	52.00
MS90021	Exhaust Manifold Gasket Set	1964-72 330-350	15.50
MS90078	Exhaust Manifold Gasket Set	1965-72 400-455	15.50
OS13419D	Oil Pan Gasket Set	1965-75 All	23.50
VS13403R	Rocker Arm Cover Gaskets	1964-75 All	17.50 pr.
TCS13417	Timing Case Cover Seal and Gasket	1964-75 All	23.50
HS8171PT-4	Valve Grind Set	1964-72 All Oldsmobile V8	90.00

Engine Oil Indicator and Indicator Tube:

401567	Engine Oil Indicator	1968 350 with short (20 5/8") tube, 1969-73 350	29.00
419242	Engine Oil Indicator	1968 350 with long (23 1/8") tube, 1968-69 400, 1969-73 455	29.00
401357	Engine Oil Indicator Tube	1968-69 400, 1969-73 455	18.50
401568	Engine Oil Indicator Tube	1968 350 with short (20 5/8") tube, 1969-73 350	18.50
400712	Engine Oil Indicator Tube	1968 350 with long (23 1/8") tube	Discontinued

Universal Joints:

For all 1961-77 Cutlass/442. Same number fits all front-center-rear and all transmissions.

1142101	Universal Joint	1961-63 All	24.50
20040	Universal Joint	1964-77 All	22.50



Transmission and Motor Mounts: Fit all 1964-72 Cutlass/442. We have a good supply of mounts in stock including the hard-to-find 1965-68 400 Motor Mounts.

602-1109	Motor Mount	1965-68 400 Engine	26.50 ea.
31-2261	Motor Mount	1964-72 All 330 and 350 Engines	24.50 ea.
31-2328	Motor Mount	1969-72 All 400 and 455 Engines	23.50 ea.
31-2378	Transmission Mount	1964-72 All except TH400 Transmission	19.00
31-2268	Transmission Mount	1967-72 All TH400 Transmission	19.00



1968-72 455 Frame Mounts: Necessary item when converting from 350 to 455 engine.

FM455C	Frame Mounts 1968-72 all 455 engine	99.00 pair
---------------	-------------------------------------	------------

1964-72 Cutlass/442 Muffler and Tail Pipe Hangers: We now have the correct Tail Pipe Hangers for 1965-67 442, 1968-69, and 1970-72 Models with the dual exhaust cutout bumper. The muffler hangers are correct for 1964-72 all models.

35870	Muffler Hanger, right side	1964-72 All	13.50
35871	Muffler Hanger, left side	1964-72 All	13.50
TPH657	Tail Pipe Hanger, either side	1965-67 All 442	49.00 pair
35541	Tail Pipe Hanger	1968-69 All without Trumpet Exhaust	13.50
35261	Tail Pipe Hanger	1970-72 All without Trumpet Exhaust	13.50
TPH689	Tail Pipe Hanger	1968-69 All with Trumpet Exhaust	59.50 pair
TPH702	Tail Pipe Hanger	1970-72 All with Trumpet Exhaust	59.50 pair



1961-72 Tail Pipe Clamps: Original equipment design that includes attaching screw.

TPC642	Tail Pipe Clamp	1964-72 All except 1966-67 442	6.50 ea.
TPC667	Tail Pipe Clamp	1966-67 All 442	6.50 ea.



EXHAUST MANIFOLDS AND RELATED PARTS

1965-72 Big Block Dual Exhaust Manifolds:

Good reproduction of very hard to find parts that may have been discarded in favor of headers or deteriorated and cracked over the years.

Watch application carefully.

- | | | | |
|----------------|---|--------|-----|
| EM658WX | Exhaust Manifolds | | |
| | 1965-68 400 Cutlass V8 Dual Exhaust | 329.00 | pr. |
| EM692WZ | Exhaust Manifolds | | |
| | 1969-72 400-455 Cutlass V8 Dual Exhaust | 299.00 | pr. |



Exhaust Manifold Heat Tubes:

These are the tubes that install between the Exhaust Manifold Heat Shroud and the underside of the air cleaner snorkel. Different tubes for 350 4 brl engines and 400-455 big block engines. Nice reproduction of tubes that are usually deteriorated over time.

- | | | | |
|---------------|----------------------------|--------------|-------|
| EMT350 | Exhaust Manifold Heat Tube | 350 4 barrel | 39.00 |
| EMT455 | Exhaust Manifold Heat Tube | 400-455 | 39.00 |



1969-74 455 Exhaust Manifold Heat Shroud:

This often deteriorated part has been reproduced exactly out of machine bent steel. Installs over the right side exhaust manifold. Heat shroud will only fit 455 engines.

- | | | | |
|----------------|------------------------------|-------------|-------|
| EMS6974 | Exhaust Manifold Heat Shroud | 1969-74 455 | 99.00 |
|----------------|------------------------------|-------------|-------|

Exhaust Manifold Lock Washer and Intake / Exhaust Bolt Kits:

Lock washers fit 1965 to 1972 All Models and attach to the two front manifold bolts and the two rear bolts. 4 Manifold locks used per car. Intake and Exhaust Manifold Bolt Kits come complete with washers and correct number of bolts.

- | | | | |
|---------------|---------------------------|-------------|-----------|
| EML65 | Manifold Lock Washer | 1965-72 All | 6.50 ea. |
| EMB647 | Exhaust Manifold Bolt Kit | 1964-77 All | 28.50 kit |
| IBK647 | Intake Manifold Bolt Kit | 1964-77 All | 32.50 kit |



Valve Cover to Air Cleaner Vent Pipes: New pipes replace originals perfectly. Fits into grommets on the valve cover breather and the air cleaner. Applies to 1969 400 & 455, 1970-71 350 & 455, 1972 455, 1973 350, and 1975 455. One or two used per car.

- | | | |
|---------------|-----------|-----------|
| 405087 | Vent Pipe | 16.50 ea. |
|---------------|-----------|-----------|



Valve Cover and Air Cleaner Grommets:

We have all the rubber grommets used on 1963-74 Models. Applications vary from year to year and on different models, compare to your originals. Excellent quality molded rubber replaces hardened and cracked originals.

VC44 Valve Cover Grommet used on 1963-67 models. Fits a 1" diameter hole. Various uses. 4.00



VC64 Valve Cover Grommet used on 1968 models only. Same appearance and application as VC104, but smaller. 8.50

VC104 Valve Cover Grommet for the crankcase vent breather. For 1964-67 and 69-72 models, one or two used per car. Goes in a D-Shaped hole in valve cover. 6.50 ea.



VC95 Crankcase Vent Grommet. Used on 1966-71 models from the breather to the vent pipe and other applications as required. 3/4" outside diameter per original. 5.00 ea.



VC17 Vent Pipe to Air Cleaner Rubber Grommet used on all 1969-72 models on the side of the air cleaner to the vent pipe. 8.50



VC83 Grommet for PCV valve on valve cover. Used on 1964-74 models, mounts in a D-shaped hole in the valve cover. 8.50



VC25 Intake Manifold Grommet Used on 1970-72 442 & 69 H/O models that have the PCV valve in the intake manifold. 6.00



OUTSIDE AIR INDUCTION PARTS

1968-72 Rear Hood Molding: Fits all 1968-72 Cutlass/442/Hurst Olds models including OAI fiberglass hoods. New molding attaches across the backside of the hood under windshield. Stainless steel, self retaining molding clips over edge of hood per original.

RHM682 Rear Hood Edge Molding 1968-72 All Cutlass/442 Models 99.00



Outside Air Induction Air Cleaner and Parts:

Injection molded plastic with all attaching parts. Assembly includes air cleaner top section, foam seal, valve cover spring hold downs, hold down springs, vacuum motor, and air cleaner element. Plastic hinge flapper door and Oldsmobile lettered as original. This part is licensed by GM to the manufacturer. Lower metal air cleaner is not included, your stock air cleaner assembly must be re-used.

OAI350	Air Cleaner Assembly	1970-72 350 V8	429.00
OAI455	Air Cleaner Assembly	1970-72 455 V8	429.00
ACL702	Metal air filter lid	1970-72 OAI	39.50
AFS70	Air Filter Hold-down Spring	All 70-72 OAI	4.00 ea.
SHD83	Hold-down on Valve Cover	All 70-72 OAI	6.50 ea.
OASHO	Foam Seal	1969 Hurst Olds	18.00
OAS31	Foam Seal	1970-72 W31 350	16.50
OAS30	Foam Seal	1970-72 W30 455	15.00



Hood Lock Chrome Fasteners:

Excellent quality reproduction Chrome Hood Locks that fit all 1970-72 Models with O.A.I. (Ram Air) Hoods. Includes HLR7025 Retainer shown below and the scuff plate that is attached to the hood in the recessed area under the lock.

HL7025 Chrome Hood Locks 31.50 ea.
HLR7025 Hood Lock Retainer 7.50 ea.



1970-72 OAI Vacuum Motor: New reproduction part of a necessary item for OAI Air Cleaner Lids. Old stock often defective because of diaphragm deterioration.

VM702 OAI Vacuum Motor 1970-72 All OAI 69.00

Hood Lock Brackets:

Attaches to top of radiator core support to accept Chrome Hood Locks. Includes attaching bolts. Necessary for conversion to O.A.I. Hood or replacement of parts.

HLB702 Hood Lock Brackets 49.00 pr.

Chrome Tail Pipe Trumpets:

For all 1968-72 442, Hurst/Olds, and Performance models using the dual exhaust rear bumper. Manufactured from our own tooling to exact specifications. The exhaust tips are correct for original size 2" inner diameter exhaust systems. We do not have any larger size Exhaust Trumpets available.

EE6872 Chrome Exhaust Trumpets 1968-72 All Performance Models



75.00 pair

HOOD INSULATION

Press Molded Hood Pads: New tooling has been created to manufacture exact duplicates of the original press molded hood insulation (pictured below). Insulations are molded to fit the contours on the underside of the hood. Price reflects tooling expense involved. Press molded hood insulations are shipped direct from the manufacturer. A shipping charge of 40.00 will apply to the press molded hood pad. We can not ship out of the Continental United States. Delivery time is approximately 2 weeks.

HI6657PM	Press Molded Hood Insulation	1966 Cutlass/442	149.00
HI6775PM	Press Molded Hood Insulation	1967 Cutlass/442	129.00
HI6876PM	Press Molded Hood Insulation	1968-72 Cutlass/442 (1970-72 Non OAI Cars)	89.50
HI7076SPM	Press Molded Hood Insulation	1970-72 Cutlass Supreme	89.50



Press Molded Hood Pad

Hood Insulation Pads: Economy choice. Located under hood on all 1961-87 except on 1970-72 Ram Air cars. Pad should be installed fuzzy side facing engine. Hood Insulation for 1981-87 Cutlass will also fit 1988 rear wheel drive Cutlass models.

HI6106	Hood Insulation	1961-63 All	36.50
HI6426	Hood Insulation	1964-65 All	32.50
HI6657	Hood Insulation	1966 All	32.50
HI6775	Hood Insulation	1967 All	32.50
HI6876	Hood Insulation	1968-72 All exc. O.A.I.	32.50
HI7076S	Hood Insulation	1970-72 Supreme Only	32.50
HI7377	Hood Insulation	1973-77 All	32.50
HI780	Hood Insulation	1978-80 All Cutlass	32.50
HI817	Hood Insulation	1981-87 All Cutlass	32.50



Hood Insulation Fasteners: For 1961-77 Hood Insulation Pads as required.

11129	Hood Insulation Fastener (square)	1961-70 All	.75 each
11130	Hood Insulation Fastener (round)	1971-87 All	.75 each

1964-77 Inner Front Fender Panel A-Frame Seals: Cover Upper control arms. Seals staple or fasten to inner wheel wells. Fiber reinforced masticated rubber as original. 1964-67 sets are now available with correct OEM style green fasteners. Staples are included in 1968-77 sets.

FCD2A	A-Frame Seals with fasteners	1964-65 All (4 piece set)	39.50 set
FCD2	A-Frame Seals without fasteners	1964-65 All (4 piece set)	27.50 set
FCD3A	A-Frame Seals with fasteners	1966-67 All (4 piece set)	39.50 set
FCD3	A-Frame Seals without fasteners	1966-67 All (4 piece set)	29.50 set
FCD4	A-Frame Seals with staples	1968-72 All (2 piece set)	25.00 pair
FCD5	A-Frame Seals with staples	1973-77 All (2 piece set)	25.00 pair

Baffle to Filler Plate Seal: For 1966-69 Models. Two are needed for Automatic Transmission and only one for Standard Transmission. Mounts between inner splash shield and body of car.

BPS1	Baffle Seals	1966-69 All Models	7.75 each
-------------	--------------	--------------------	-----------

1968-72 Cutlass-442-Hurst/Olds Plastic Inner Front Fender Wells:

New plastic inner fender wells for 1968-72 Cutlass-442-Rallye 350 and Hurst/Olds. For 1968 red fender wells were used on W30 and Hurst/Olds models, all other models used black. In 1969-71 only W30 models used red fender wells. All 1972 models used black fender wells.

RFW689	1968 W30 & H/O, 1969 W30 Red Fender Wells	459.00 pair
BFW689	1968-69 Black Fender Wells	329.00 pair
RFW701	1970-71 W30 Red Fender Wells	449.00 pair
BFW702	1970-72 Black Fender Wells	379.00 pair



WINDSHIELD WASHER JARS AND RELATED PARTS: Correct Washer Fluid Reservoirs for all 1964-72 Cutlass-442-H/O. Washer Cap and mounting hardware included with all jars. Proper tight fit of the jar caps. Note: We are eliminating pre drilled holes on 1968-72 WJ6410 and WJ6415 Washer Jars. There appears to be variations in the original hole placement. You will need to drill a 3/16" pilot hole in each tab suited to your fender well.

OKB647	Optikleen Triangular Glass Bottle with decal	1961-67 All	26.50
OKBC647	Optikleen Bottle Metal Cap	1961-67 All	7.50
WJ6405	Windshield Washer Plastic Jar (white)	1964-67 All	38.00
WJ6410	Windshield Washer Plastic Jar (black)	1968-69 All	24.50
WJ6415	Windshield Washer Plastic Jar (white)	1970-72 All	24.50
WJF6421	Windshield Washer Jar Filter	1964-72 All	4.50
WJC6894	Windshield Washer Jar Cap	1968-72 All	4.50
WN6653	Windshield Washer Nozzles (at cowl)	1966-67 All	26.50 pr.
WN6881	Windshield Washer Nozzles (at cowl)	1968-72 All	22.00 pr.
4460	Windshield Washer Hose to Pump and Filter	(all models)	.95 ft.
4457	Windshield Washer Hose to Nozzles	(all models)	.90 ft.
WWH682	Windshield Washer Hose Rubber Retainer on hood	1968-72 All	4.50
WWA647B	Windshield Wiper Arm (both right and left)	1964-67 All	29.50 ea.
899508	Satin Finish Wiper 15 " Blade	1961-67 Cutlass/442	19.50 ea.
3980353	Satin Finish Wiper 16" Blade	1968-77 Cutlass/442	19.50 ea.



1963-75 Washer Pump Repair Kit: This handy, easy to use kit contains the parts necessary to rebuild your inoperative washer pump. The correct style and application pump is no longer available and this is a viable alternative to changing the entire wiper motor/washer pump assembly.

WPRK638 Washer Pump Repair Kit 1963-78 All Models 19.50

Ignition, Door, Trunk, Console and Glove Box Locks and Keys

Locks are available individually or in sets. 1961-68 models used the smaller octagon style key and 1969-77 models used the larger rectangular type key. All locks and sets supplied with 2 keys.

Ignition Lock Cylinders

IC3565	1961-65 All	16.00
IC667	1966-67 All	21.00
IC68	1968 All	23.50
IC6978	1969-77 All	19.00

Door Locks

DL678	1962-68 All	37.00
DL7181T	1969-77 All	23.50

Glove Box Locks

CL612	1961-63 All	31.00
GB67	1964-67 All	44.00
GB67	1961-69 Console	44.00
CL7071	1970-72 Console	35.00
GB690	1969 All	35.00
GB693	1970-74 All	21.00
GB757	1975-77 All	17.00

Trunk Locks

TL613	1961-63 All	27.00
TL678	1964-68 All	26.00
TL673	1969-77 All	18.00

Door and Ignition Lock Sets

DI615	1962-65 All	59.00
DI667	1966-67 All	45.00
DI680	1968 All	51.00
DI690	1969-77 All	45.00



Glove Box and Trunk Lock Sets

GT63	1962-63 All	44.00
GT67	1964-67 All	62.00
GT690	1969 All	59.00
GT693	1970-73 All	41.00
GT757	1974-77 All	38.00

Ignition, and Door Key Blanks

3694624	1964-66 All (octagon)	4.50
7033454	1967 All (octagon)	4.50
7034680	1968 All (octagon)	4.50
7025014	1969, 1973 & 1977 (square)	4.50
7025282	1970 & 1974 (square)	4.50
7027275	1971 & 1975 (square)	4.50
7024229	1972 & 1976 (square)	4.50

Deck Lid and Glove Box

7002238	1961-66 (round)	4.50
7033455	1967 (round)	4.50
7034702	1968 (round)	4.50
7025019	1969, 1973 & 1977 (oval)	4.50
7025288	1970 & 1974 (oval)	4.50
7027281	1971 & 1975 (oval)	4.50
7024235	1972 & 1976 (oval)	4.50

RUBBER PARTS

HB61 Hood to Fender Bumper
1961-62 All Models 3.50 ea.



HB61

HB63 Hood to Fender Bumpers
1963 All (6 pc set) 24.00 set



HB63

HB64 Hood to Fender Bumper
1964-67 All Models 3.50 ea.



HB64

HB68 Hood to Fender Bumper
1968-69 All Models 3.50 ea.



HB68

HB70 Hood to Fender Bumper
1970-77 All Models 3.50 ea.



HB70

HB73 Hood Bumper and Adjusting Stud
1961-69 All Models 7.50 ea.



HB75 Hood Bumper at Cowl.
1970-72 All. 5.50 ea.



HB74 Hood Bumper and Adjusting Stud
(front) 2 required per car.
1968-79 All Models 7.50 ea.

CB64 Brake-Clutch Pedal Pads
1964-72 All with S.T. 7.50 ea.

CB73 Brake-Clutch pedal Pads
1973-77 All with S.T. 9.50 ea.

BP64 Brake Pedal Pad 1964-72 All
with Automatic Trans. Exact original
design. 11.00

BP73 Brake Pedal Pad 1973-77 All
w/ Auto Trans. & Disc Brakes 16.50



PB64 Park Brake Pedal Pad
1964-72 All 6.50

PB73 Park Brake Pedal Pad
1973-77 All 9.50

AP64 Accelerator Pedal (metal covered
in rubber) 1964-67 39.00

AP68 Accelerator Pedal (Plastic) for
1968-77 All Models 22.00

DB85 Door Lock Pillar Bumper
1964-66 All 3.50 ea.

DB87 Door Lock Pillar Bumper
1967 All 3.50 ea.

DB90 Door Lock Pillar Bumper
1968-77 All 2.50 ea.



RUBBER PARTS



GB10

Cosmetic Rubber Bumpers: Used on
many 1961-77 Models for Glove Box &
Console Doors and Front Hood Extension
near Grilles on 1970 (use GB11).

GB10 Bumper (rounded) 1.00 ea.

GB11 Bumper (flat) 1.00 ea.



GB11

1964-72 Clutch Pedal Rubber Bumper:
Used on all 1964-72 Cutlass with standard
transmission. One used per car.

CPB642 Clutch Pedal Bumper 3.50



**1968-72 Firewall Vacuum Line and
Wiring Grommet:** Fits 1 3/4" Hole in
firewall for A/C Vacuum lines and
wiring.

FG682 Firewall Grommet 6.50 ea.

Door Handle and Door Lock Cylinder Gaskets: Die
cut rubber per original. One 2 pc set does one handle.

DH612 Door Handle Gasket Set
Fits 1964-72 All 2.95 ea.



DCG61 Door Lock Cylinder Gasket For
1961-72 All Models 1.95 ea.



DHS66 Door Bottom Drain Hole Sealing Strip: Fits
1966-72 All Models, uses 4 per car. 3.00 ea.



TB65 Sheet Metal Plug:
For 1" diameter holes located at
firewall, trunk floor, body floor,
rear wheel wells, etc. 4.50 ea.

TB63 Trunk Pan Rubber Plug used on
1963-69 Models. Quantity as required.
3.50 ea.



RPC64 Rocker Panel Inner Rubber Cover:
For 1964-68 All Models. Used as a drain
hole cover. 2 per car. 4.50 ea.



Seat Back Bumpers: Correct hard rubber with metal
insert. Check picture for proper usage.

SB65 Oval Seat Bumper 1968-
77 some models 4.50 ea.

SB61 Round Seat Bumper 1961-
77 some models 4.50 ea.



WEATHERSTRIPPING

Convertible Roof Rail Weatherstrips: 1962-72 Convertible Roof Rail Weatherstrips and Windshield Pillar Weatherstrips are available to seal your convertible top and doors. Convertible Roof Rail Weatherstrips are compression molded rubber with steel framing that have a better than original fit and appearance.

RR613	Roof Rail Weatherstrip (7 piece set)	1962-63 All Convertible	299.00 set
RR645	Roof Rail Weatherstrip (5 piece set)	1964-65 All Convertible	190.00 set
RR667	Roof Rail Weatherstrip (7 piece set)	1966-67 All Convertible	190.00 set
HBS667	Bow Seal Only (included with above)	1966-67 All Convertible	49.95
RR682	Roof Rail Weatherstrip (7 piece set)	1968-72 All Convertible	190.00 set
HBS682	Bow Seal Only (included with above)	1968-72 All Convertible	49.95

Windshield Pillar Weatherstrip:

WP623	Windshield Pillar Weatherstrip	1962-63 All Convertible	76.00 pr.
WP645	Windshield Pillar Weatherstrip	1964-65 All Convertible	59.50 pr.
WP667	Windshield Pillar Weatherstrip	1966-67 All Convertible	59.50 pr.
WP680	Windshield Pillar Weatherstrip	1968 All Convertible	59.50 pr.
WP682	Windshield Pillar Weatherstrip	1969-72 All Convertible	59.50 pr.



2 Door Hardtop Roof Rail Weatherstrips: Correct ready-to-install weatherstrips that include inserted tabs and molded ends for accurate installation. Excellent original style fit and seal.



RR62A	Roof Rail Weatherstrip	1962-63 2 Door Holiday Coupes	86.00 pr.
RR64	Roof Rail Weatherstrip	1964-65 2 Door Holiday Coupes	59.50 pr.
RR66	Roof Rail Weatherstrip	1966-67 2 Door Holiday Coupes	59.50 pr.
RR68	Roof Rail Weatherstrip	1968 2 Door Holiday Coupes	59.50 pr.
RR69	Roof Rail Weatherstrip	1969-72 2 Door Holiday Coupes	59.50 pr.
RR737	Roof Rail Weatherstrip	1973-77 2 Door Cutlass and Cutlass S	79.50 pr.
RR757	Roof Rail Weatherstrip	1973-77 Cutlass Supreme	79.50 pr.
RR787R	Right Roof Rail Weatherstrip (GM)	1978-87 Cutlass 2 Doors	195.00
RR787L	Left Roof Rail Weatherstrip (GM)	1978-87 Cutlass 2 Doors	195.00

2 Door Sedan, Holiday Coupe and Convertible Molded Door Weatherstrips: Excellent quality foam rubber weatherstrips. Molded ends and plastic push-in retaining clips per original.

DW62	Door Weatherstripping	1962-63 2 Door Hardtop and Convertible	89.50 pr.
DW62A	Door Weatherstripping	1961-63 2 Door Sport Coupe (post model)	89.50 pr.
DW64	Door Weatherstripping	1964-65 2 Door Hardtop and Convertible	59.50 pr.
DW64A	Door Weatherstripping	1964-65 2 Door Sport Coupe (post model)	59.50 pr.
DW67	Door Weatherstripping	1966-67 2 Door Hardtop and Convertible	59.50 pr.
DW67A	Door Weatherstripping	1966-67 2 Door Sport Coupe (post model)	59.50 pr.
DW68	Door Weatherstripping	1968 2 Door Hardtop and Convertible	59.50 pr.
DW69	Door Weatherstripping	1969-72 2 Door Hardtop and Convertible	59.50 pr.
DW69A	Door Weatherstripping	1968-72 2 Door Sport Coupe (post model)	59.50 pr.
DW73	Door Weatherstripping	1973-77 All 2 Door Models	79.50 pr.
DW780R	Right Door Weatherstripping (GM)	1978-80 All 2 Door Models	129.00
DW780L	Left Door Weatherstripping (GM)	1978-80 All 2 Door Models	129.00
DW828R	Right Door Weatherstripping (GM)	1982-87 All 2 Door Models	119.00
DW828L	Left Door Weatherstripping (GM)	1982-87 All 2 Door Models	119.00



1970-72 4 Door Hardtop Weatherstrips: We now have the correct weatherstrips for Roof Rail, Front Door, Rear Door and Rear Door Glass Leading Edge (seals between the two side windows). All weatherstrips fit 1970-72 Cutlass Supreme Holiday Sedans (model 4239) 4 Door Hardtops.

RR702	1970-72 4 Dr Hardtop Roof Rail Weatherstrips	109.00 pair
DW702F	1970-72 4 Dr Hardtop Front Door Weatherstrips	109.00 pair
DW702R	1970-72 4 Dr Hardtop Rear Door Weatherstrips	109.00 pair
QW702	1970-72 4 Dr Hardtop Side Window Weatherstrips	29.00 pair



4 Door Sedan & Vista Cruiser Molded Door Weatherstrips: Exact quality as 2 Door Weatherstrips listed previously. Includes molded corners where needed and push-in tabs when necessary.

DW64SDF	Front Door Weatherstrips	1964-67 All 4 Door Sedan & Wagon	69.00 pr.
DW64SDR	Rear Door Weatherstrips	1964-67 All 4 Door Sedan	69.00 pr.
DW66VCR	Rear Door Weatherstrips	1966-67 Vista Cruiser Wagon	69.00 pr.
DW68SDF	Front Door Weatherstrips	1968-72 All 4 Door Sedan & Wagon	69.00 pr.
DW68SDR	Rear Door Weatherstrips	1968-72 All 4 Door Sedan	69.00 pr.
DW68VCR	Rear Door Weatherstrips	1968-72 All Vista Cruiser Wagon	69.00 pr.



Front Door Ventilator Rubber Weatherstrip Set: For 1961-72 Models with front vent windows. Tooled in curved molds for correct fit. Only models listed are currently available.

VR613	Vent W/Strip Set	1961-63 All Closed Models	94.50 set
VR613A	Vent W/Strip Set	1962-63 All Convertibles	94.50 set
VR645	Vent W/Strip Set	1964-65 2 Door Hardtop and Convertible	84.50 set
VR667	Vent W/Strip Set	1966-67 2 Door Hardtop and Convertible	84.50 set
VR680A	Vent W/Strip Set	1968 2 Door Hardtop and Convertible	84.50 set
VR680	Vent W/Strip Set	1968-72 2 Door Post Coupe	84.50 set



Vertical Vent Window Channel: For use in all 1964-68 2 Door Hardtop and Convertible. This part is used exclusively for vent frame to front door window channeling. Sold in 35" strips that include molded end bumper. Cut to proper size. Two pieces required per car.

C909-645	1964-65 Vent Window Channel	22.00 ea.
C909-667	1966-67 Vent Window Channel	22.00 ea.
C909-680	1968 Vent Window Channel	22.00 ea.


Flexible Window Channel: Used around perimeter of front and rear windows on 1964-72 Sport Coupes (post models), 4 Door Sedans, and Vista Cruisers. Flocked rubber with exact configuration. Cutting to proper length is required for installation. Available in 6 ft. length only.



C808	Window Channel (6 foot piece)	19.75 ea.
-------------	-------------------------------	-----------

1975-77 Hurst T-Tops Second Design Weatherstrip Sets: These T-Top seals are for the 2nd design T-Tops supplied by Hurst. General Motors came out with a second design weatherstrip about half way through 1975 to fix leaking problems the early versions had. There is a difference from the 1st design and these will not work correctly. Please check the cross section diagram to the right for proper application. The second design glass sections have a chrome trim around the perimeter, the first design did not have the chrome trim. Weatherstrips are sold in a pair for the main body sections and there are separate pieces for the seal above the glass (that attaches to the T-Top glass panel).

TT7557	1975-77 Cutlass Supreme T-Top Weatherstrips	599.00 pair
TT7537	1975-77 Cutlass & Cutlass 'S' T-Top Weatherstrips	599.00 pair
TT757	1975-77 All Models Weatherstrip Above Side Window	99.00 pair



1961-65 Outer Belt Weatherstrip and Seal: Located on outer edge of side windows. Rubber strip with chrome bead and aluminum backing. Differs slightly from original but is closest possible match. Cutting to proper length is required.

C505	Window Channel (4 ft length)	1961-65 Cutlass	19.50 ea.
C505A	Window Channel (2 ft length)	1961-65 Cutlass	11.00 ea.



8008 Weatherstrip Adhesive: Black rubber to metal cement supplied by 3M. Available in a 5 fl. oz. tube. 9.00 tube

WINDOW CHANNEL & QUARTER WINDOW SEALS



Window Channel Kits: 1964-77 OEM Style Two Door and Convertible 8 piece Channel Kits. One kit supplies the 4 inside and 4 outside horizontal sweepers (fuzzies). Comes complete with appropriate fasteners. We now have the Channel Kits for 1968-70 Cutlass Holiday Coupes with the B85 reveal molding option. These attach to the molding rather than the top of the door and have no chrome bead on the outers.

CK64	1964 2 Door Hardtop	99.00
CK64A	1964 Convertible	99.00
CK65	1965 2 Door Hardtop	99.00
CK65A	1965 Convertible	99.00
CK66	1966-67 2 Door Hardtop	119.00
CK66B	1966-67 Sport Coupe	119.00
CK66A	1966-67 Convertible	119.00
CK68	1968 2 Door Hardtop	119.00
CK68B	1968-69 Sport Coupe	119.00
CK68A	1968 Convertible	119.00
CK68HR	1968 Cutlass/442 Holiday Coupe with B85 reveal molding	123.00
CK69	1969 2 Door Hardtop	119.00
CK69A	1969 Convertible	119.00
CK69HR	1969 Cutlass/442 Holiday Coupe with B85 reveal molding	123.00
CK70	1970-72 2 Door Hardtop	119.00
CK70A	1970-72 Convertible	119.00
CK70B	1970-72 Sport Coupe	119.00
CK70HR	1970-72 Cutlass/ 442 Holiday Coupe with B85 reveal molding	123.00
CK70SR	1970-72 Supreme Coupe with reveal molding.	119.00
CK70S	1970-72 Supreme Coupe without reveal molding	119.00

Select 4 Piece Outer Kits: Same material as eight piece kits, but no inner fuzzies supplied.

CK664	1966-67 2 Dr Hardtop (4 pc kit)	79.00
CK66A4	1966-67 Convertible (4 pc kit)	79.00
CK684	1968 2 Dr Hardtop (4 pc kit)	79.00
CK68A4	1968 Convertible (4 pc kit)	79.00
CK694	1969 2 Dr Hardtop (4 pc kit)	79.00
CK69A4	1969 Convertible (4 pc kit)	79.00
CK704	1970-72 2 Door Hardtop (4 pc kit) (fits 'S' & 442 only, not supreme)	79.00
CK70A4	1970-72 Convertible (4 pc kit)	79.00

1973-77 Outer and 1982-88 Inner and Outer Door Sweepers (GM and NOS): The outer sweeper pieces attach to the top edge of the door and seal up against the glass. 1982-87 are available for cars with or without B85 reveal moldings. 1973-77 sweepers are NOS and 1982-87 sweepers are current GM production. Only two door models are currently available.

CK73	1973-77 2 Door (outers)(NOS)	190.00 pr.
CK828R	1982-87 Inner Right Side (GM)	79.00
CK828L	1982-87 Inner Left Side (GM)	79.00
CK828OL	1982-87 Outer, no reveal molding	56.00
CK828OR	1982-87 Outer, no reveal molding	56.00
CK828ORL	1982-87 Outer, with B85 reveal	39.50
CK828ORR	1982-87 Outer, with B85 reveal	39.50



Quarter Window Vertical Weatherstrips:

Located between sidewindows on 2 Door Hardtop and Convertibles. This is the rubber seal that is on the leading edge of the quarter window. Correct metal-inserted rubber strips per original.

QW613	1961-63 F85/Cutlass	23.50 pr.
QW4041	1964-65 Holiday Coupe	23.50 pr.
QW4243	1964-65 Convertible	23.50 pr.
QW7576	1966-67 Cutlass/442	23.50 pr.
QW8485	1968-72 Cutlass/442	23.50 pr.

1964-72 Quarter Window Chrome Sash Channel:

Vertical chrome piece that fits between the front door window and the rear quarter window on all 1964-72 2 Door Hardtops and Convertibles. The quarter window weatherstrip fits in this piece.

SC645L	1964-65 Left Sash Channel	45.00
SC645R	1964-65 Right Sash Channel	45.00
SC667L	1966-67 Left Sash Channel	42.00
SC667R	1966-67 Right Sash Channel	42.00
SC682L	1968-72 Left Sash Channel	42.00
SC682R	1968-72 Right Sash Channel	42.00

Body Pillar Sealing Strip:

Located directly under the Quarter Window Vertical weather-strips on 1962-72 Hardtops and Convertibles. Correct copy of a difficult part to reproduce. Steel insert in rubber as per original.

BP1111	1962-63 F85/Cutlass Conv.	23.50 pr.
BP1111A	1962-63 F85/Cutlass 2 Dr Hardtop	23.50 pr.
BP1314	1964-65 All 2 Door HT & Conv.	23.50 pr.
BP9899	1966-67 All 2 Door HT & Conv.	23.50 pr.
BP5455	1968-72 All 2 Door HT & Conv.	23.50 pr.



SEAT KITS AND DOOR PANELS

These are the best quality interior kits on the market. Colors other than black, white, pearl white, and parchment are not in stock. Special order colors take time. You must allow a minimum of 6 to 8 weeks. We typically have 1968-72 Black and White interiors in stock, earlier years need to be ordered. Because of materials, dye lots, and other possible changes, we recommend all interior components be replaced at one time. We are not responsible for dye lot changes. You may request a sample to ensure correct color. Seat kits are sewn in the appropriate pattern with the closest material match available. Door panels include carpet where offered originally. We now are able to offer many of the 1968-72 Door Panels and Rear Trim panels assembled, which means they have the upper reinforcements, door lock ferrule and window sweepers already attached. Door panel emblems and arm rest assemblies need to be transferred from your old panels. For earlier years, you will need to reuse your emblems, window channel, arm rests, and upper metal reinforcement from your existing panels for the un-assembled door panels.

1964 Cutlass and 442: Specify Holiday Coupe or Convertible when ordering. The 1964 Sport Coupe interior is not available. Colors available are Black, Light Blue, Red, Saddle and White.

- | | |
|--|-------------|
| 64BK 1964 All Bucket Seats (specify color) | 295.00 pair |
| 64FS 1964 All Buckets and Rear Bench Set (specify color) | 449.00 set |
| 64DP 1964 Door Panels (un-assembled)(specify color) | 175.00 pair |
| 64RQ 1964 Rear Trim Panels and Ash Covers
(un-assembled) (specify color) | 135.00 set |



1965 Cutlass and 442: Specify Holiday Coupe, Convertible or Sport Coupe when ordering. Colors available are Black, Light Blue, Pearl, Red, Slate and Off-White for the Holiday models. For the Sport Coupes colors are Metallic Red, Black, Light Blue, Pearl, Off-White and Ivy Gold.

- | | |
|---|-------------|
| 65BK 1965 All Bucket Seats (specify color) | 259.00 pair |
| 65FS 1965 All Buckets and Rear Bench Set (specify color) | 425.00 set |
| 65DP 1965 Door Panels (un-assembled) (specify color) | 175.00 pair |
| 65RQ 1965 Rear Trim Panels and Ash Cover
(un-assembled) (specify color) | 135.00 set |



1966 Cutlass and 442: Specify Holiday Coupe, Convertible or Sport Coupe when ordering. Colors available are Metallic Red, Black, Light Blue, Parchment, and Red for the Holiday models. For the Sport Coupes colors are Black, Light Blue, Parchment or Red. Sport Coupes have the 'X' pattern in the seat covers and only front and rear bench seats are available. No Door Panels or Rear Trim Panels are available for the Sport Coupes.

- | | |
|--|-------------|
| 66BK 1966 All Bucket Seats (specify color) | 259.00 pair |
| 66FS 1966 All Buckets and Rear Bench Set (specify color) | 425.00 set |
| 66DP 1966 Door Panels (un-assembled) (specify color) | 175.00 pair |
| 66RQ 1966 Rear Trim Panels and Ash Cover
(un-assembled)(specify color) | 135.00 set |



1967 Cutlass and 442: Specify Holiday Coupe, Convertible or Sport Coupe when ordering. Colors available are Black, Light Blue, Parchment, and Red for the Holiday models. For the Sport Coupes colors are Black or Parchment. Only front and rear bench seats are available for the Sport Coupes. No Door Panels or Rear Trim Panels are available for the Sport Coupes.

- | | |
|--|-------------|
| 67BK 1967 All Bucket Seats (specify color) | 259.00 pair |
| 67FS 1967 All Buckets and Rear Bench Set (specify color) | 425.00 set |
| 67DP 1967 Door Panels (un-assembled) (specify color) | 175.00 pair |
| 67RQ 1967 Rear Trim Panels and Ash Cover
(un-assembled)(specify color) | 135.00 set |



1968 Cutlass 'S' and 442: Specify Holiday Coupe, Sport Coupe or Convertible when ordering. Colors available are Black, Light Blue, '68 Blue, Pearl and Ivy Gold. For cars with split front bench the same pricing is used as for bucket seats. The door panels are available assembled on Holiday Coupes and Convertibles. Assembled rear trim panels are available only for the Holiday Coupes. For the Convertibles and Sport Coupes you will need to assemble them yourself. 1968 Cutlass Supreme interiors are not available.

68BK 1968 All Bucket Seats (specify color)	295.00 pair
68FS 1968 All Buckets and Rear Bench set (specify color)	435.00 set
68DP 1968 Door Panels, Holiday Coupe & Conv. (assembled) (specify color)	325.00 pair
68DPS 1968 Door Panels Sport Coupe (un-assembled)	190.00 pair
68RQ 1968 Rear Trim Panels Holiday Coupe (assembled) (specify color)	260.00 pair
68RQC 1968 Rear Trim Panels and Ash Covers Convertibles (assembled) (specify Color)	260.00 set
68RQS 1968 Rear Trim Panels Sport Coupe (un-assembled) (specify color)	145.00 pair



1969 Cutlass 'S' and 442: Specify Holiday Coupe, Convertible or Sport Coupe when ordering. Colors available are Mustard Gold, Black, Light Blue, Light Green, Red and Off-White. Same pricing is used for the cars with front bench seats as the pair of buckets. Rear Trim Panels for the convertibles and Sport Coupe Door Panels and Rear Trim Panels are only available un-assembled. 1969 Cutlass Supreme interiors are not available.

69BK 1969 All Bucket Seats (specify color)	295.00 pair
69FS 1969 All Buckets and Rear Bench set (specify color)	435.00 set
69DP 1969 Door Panels, Holiday Coupe and Conv. (assembled) (specify color)	325.00 pair
69DPS 1969 Door Panels, Sport Coupe (un-assembled)	190.00 pair
69RQ 1969 Rear Trim Panels, Holiday Coupe (assembled) (specify color)	260.00 pair
69RQC 1969 Rear Trim Panels and Ash Covers Convertibles (assembled) (specify Color)	260.00 set
69RQS 1969 Rear Trim Panels Sport Coupe (un-assembled) (specify color)	145.00 pair




1970 Cutlass 'S' and 442 Coupes: Specify Holiday Coupe or Sport Coupe when ordering. Colors available are Black, Light Blue, Dark Green Metallic, Pearl or Gold. Door Panels and Rear Trim Panels for the Sport Coupes are only available un-assembled. 1970 Cutlass 'S' and 442 Coupes have the horizontal and vertical pleats with a 'V' pattern on the seats.

70BK 1970 Bucket Seats or Front Bench Seat (specify color)	295.00 pair
70FS 1970 Buckets and Rear Bench set (specify color)	435.00 set
70DP 1970 Door Panels, Holiday Coupe (assembled) (specify color)	315.00 pair
70DPSC 1970 Door Panels, Sport Coupe (un-assembled) (specify color)	190.00 pair
70RQ 1970 Rear Trim Panels and Ash Covers Holiday Coupe (assembled) (specify color)	315.00 set
70RQSC 1970 Rear Trim Panels and Ash Covers, Sport Coupe (un-assembled) (specify color)	135.00 set



1970 Cutlass Supreme Coupe & Convertible and 442 Convertibles: Specify Holiday Coupe or Convertible when ordering. Colors available are Black, '68 Blue, Dark Metallic Green, Pearl, Dark Saddle or Gold. 1970 Cutlass Supreme and 442 Convertibles have the vertical pleats on the bottoms and a four square design with buttons on the seat backrest section. The Rear Trim panels for the Coupes are only available un-assembled.

70BKS 1970 Bucket Seats or Front Bench Seat (specify color)	295.00 pair
70FSS 1970 Buckets and Rear Bench set (specify color)	435.00 set
70DPS 1970 Door Panels (assembled) (specify color)	315.00 pair
70RQS 1970 Rear Trim Panels and Ash Covers, Holiday Coupes (un-assembled) (specify color)	160.00 set
70RQCS 1970 Rear Trim Panels and Ash Covers, Convertible (assembled) (specify color)	260.00 set



1971 & 1972 Cutlass Supreme & 442 Convertible: Specify Holiday Coupe or Convertible when ordering. Colors available for 1971 are Black, Dark Blue, Jade Green, Pearl and Sienna Brown. 1972 colors are Black, Dark Blue, Dark Green, White, Dark Saddle and Sandalwood. Rear Trim Panels for the Holiday Coupes are only available un-assembled.

712BK 1971-72 Bucket Seats or Front Bench (specify color)	295.00 pair
712FS 1971-72 Buckets and Rear Bench set (specify color)	435.00 set
712DP 1971-72 Door Panels (assembled) (specify color)	315.00 pair
712RQ 1971-72 Rear Trim Panels and Ash Covers Holiday Coupes (un-assembled) (specify color)	160.00 set
712RQC 1971-72 Rear Trim Panels and Ash Covers Convertibles (assembled) (specify color)	260.00 set



1971 Cutlass 'S' and 442 Coupes: Specify Holiday Coupe or Sport Coupe when ordering. Colors available are Black, Pearl, Sienna Brown, Jade Green and Dark Blue. Sport Coupe Door Panels and Rear Trim Panels are only available un-assembled.

71BK 1971 Bucket Seats or Front Bench (specify color)	295.00 pair
71FS 1971 Buckets and Rear Bench set (specify color)	435.00 set
71DP 1971 Door Panels, Holiday Coupe (assembled) (specify color)	315.00 pair
71DPS 1971 Door Panels, Sport Coupe (un-assembled) (specify color)	175.00 pair
71RQ 1971 Rear Trim Panels and Ash Covers Holiday Coupe (assembled) (specify color)	315.00 set
71RQS 1971 Rear Trim Panels and Ash Covers Sport Coupe (un-assembled) (specify color)	135.00 set



1972 Cutlass 'S' and 442 Coupes: Specify Holiday Coupe or Sport Coupe when ordering. Colors available are Black, Dark Green, White, Sandalwood, Dark Saddle and Dark Blue. Sport Coupe Door Panels and Rear Trim Panels are only available un-assembled.

72BK 1972 Bucket Seats or Front Bench (specify color)	295.00 pair
72FS 1972 Buckets and Rear Bench set (specify color)	435.00 set
72DP 1972 Door Panels, Holiday Coupe (assembled) (specify color)	315.00 pair
72DPS 1972 Door Panels, Sport Coupe (un-assembled) (specify color)	175.00 pair
72RQ 1972 Rear Trim Panels and Ash Covers Holiday Coupe (assembled) (specify color)	315.00 set
72RQS 1972 Rear Trim Panels and Ash Covers Sport Coupe (un-assembled) (specify color)	135.00 set



INTERIOR DASH, GLOVE BOX AND DOOR PANEL EMBLEMS



1965 442 Dash Emblem: Chrome plated emblem with tri-color 442, ribbed black background and maroon in the rocket section. Fits dash on all 1965 442 models.
SE65D 1965 442 Dash Emblem 34.50



1966 442 Dash Emblem: Ribbed plate with black background and chrome border and tri-color 442 emblem. Fits dash board on all 1966 442 models.
SE66D 1966 442 Dash Emblem 32.50

Picture not yet available

1967 442 Dash Emblem: Quality chrome plating around black ribbed background, tri-colored 442 emblem with small rocket emblem above. Fits dash on all 1967 442 models.
SE67D 1967 442 Dash Emblem 32.50



1968-69 Cutlass Supreme Glove Box Emblem: Self adhesive, stamped aluminum emblem fits inside bezel on glove box door. Embossed lettering painted black.
SE689CS 1968-69 Supreme Glove Box Decal 15.50



1968-69 442 Glove Box Emblem: 1968-69 442 used a self adhesive, stamped aluminum 442 Glove Box Decal. Fits in bezel on glove box door.
SE689 1968-69 442 Glove Box Decal 15.50

1970-71 442 Glove Box Emblem: 1970-71 442s use a tri-color metal emblem with black background. May also be used on 72 442, although not correct.



SE701 1970-71 442 Glove Box Emblem 23.50

1970-72 Cutlass Supreme Glove Box Emblem: Die cast chrome emblem with black background. Fits all 1970-72 Cutlass Supreme models.



SE702CS 1970-72 'Cutlass Supreme' Glove Box Emblem 23.50

SE702C 1970-72 'Cutlass' Glove Box Emblem 21.50

1970-72 Cutlass Glove Box Emblem: Chrome plated die cast emblem with black highlights in letters and background. Mounts on glove box door for all 1970-72 Cutlass models.



SE702C 1970-72 'Cutlass' Glove Box Emblem 21.50

1969 442 & Hurst Olds Door Panel Rocket Emblem: Chrome rocket emblem with black highlights fits door panels on all 1969 442 & Hurst Olds models.

SE69DP 1969 442 & H/O Door Panel Rocket Emblem 19.50 each

Picture not yet available




1970-72 442 Door Panel Rocket Emblem: Fits 1970 442 Coupe & 1971-72 442 Coupe & Convertible. Chrome rocket with black and maroon highlights.
SE702DP 1970-72 442 Door Panel Rocket Emblem 19.50 each

BUCKET SEAT BACKS AND LOWER PANELS:

Quality reproductions made from original ABS injection plastic molds. Replaces often scuffed or scratched originals. Fits 1968-72 all models with bucket seats. Chrome piping trim included with backs and lower panels. 1968 Backs and Lower Panels include the stainless bullets at the end of the piping. 1969-72 Backs and Lower Panels do not use the bullet end as the plastic is molded to finish off that area. We stock black backs for 1968-72, pearl white for 1968-71, and bright white for 1972 cars. Grain pattern and color is the closest match available.

SB680B	Black Seat Backs	1968 all with bucket seats	93.50 pr.
SB680P	Pearl Seat Backs	1968 all with bucket seats	119.00 pr.
BSP68B	Black Lower Panels (4 pcs)	1968 all with bucket seats	99.00 set
BSP68P	Pearl Lower Panels (4 pcs)	1968 all with bucket seats	129.00 set
SB750B	Black Seat Backs	1969-72 all with bucket seats	89.50 pr.
SB750W	White Seat Backs	1972 all with bucket seats	93.50 pr.
SB750P	Pearl Seat Backs	1969-71 all with bucket seats	93.50 pr.
BSP69B	Black Lower Panels (4 pcs)	1969-72 all with bucket seats	99.00 set
BSP69W	White Lower Panels (4 pcs)	1972 all with bucket seats	119.00 set
BSP69P	Pearl Lower Panels (4 pcs)	1969-71 all with bucket seats	129.00 set
BSP90	Bucket Seat Piping with caps	1966-68 all with bucket seats	39.50
BSP690	Bucket Seat Piping only	1969-72 all with bucket seats	19.50



1964-67, 1969-72 CHROME PLASTIC ARM REST BASES:

The 1964-67 Chrome Arm Rest Bases are a true base and the pad mounts to these bases. These bases fit the 2 door hardtop and convertible models for those years. The 1969-72 Chrome Base is the chrome backing plate that mounts against the door panel. Plastic bases available, see below. AB692 measures approximately 13" X 5 3/4". No backing plate available for 1968 models at this time.

AB640	Chrome Arm Rest Base	1964 2 door hardtop and conv	65.00 pr.
AB667	Chrome Arm Rest Base	1966-67 2 door hardtop and conv	53.00 pr.
AB692	Chrome Arm Rest Base	1969-72 front door all models	49.50 pr.

1968-72 FRONT DOOR ARM REST LOWER BASE: Fits 1968-72 all except 1968-69 Cutlass Supreme. This is the lower portion that the armrest pad fits on. Black, white, and pearl white in stock. For other colors you must dye to match interior color. You will need to re-use your molding that goes in the recessed portion of the base, or purchase new ones (below) separately.

ARP700	Black Lower Base	1968-69 Cutlass S & 442, 1970-72 all	75.00 pr.
ARP700W	White Lower Base	1968-69 Cutlass S & 442, 1970-72 all	75.00 pr.
ARP700P	Pearl Lower Base	1968-69 Cutlass S & 442, 1970-72 all	75.00 pr.



1968-72 ARM REST MOLDINGS: Stainless steel molding that is inserted into the recessed area of the arm rest bases. You will need to cut slots in the new arm rest bases to install these. Fits 1968-72 many Cutlass models, some models did not use this molding, but they can be installed easily on any 1968-72 Cutlass. Sold in a pair.

ABM682	Arm Rest Base Stainless Moldings	1968-72 Cutlass	39.50 pair
---------------	----------------------------------	-----------------	------------



FRONT DOOR PANEL ARM REST PADS: Correct grain and texture. Arm Rest pads sold in pairs only.

ARP667BL	Black Arm Rest Pad	1965-67 2 door hardtop and convertible	55.00 pr.
ARP10BL	Black Arm Rest Pad	1968-69 Cutlass S & 442, 1970-72 all	45.00 pr.
ARP10PR	Parchment Arm Rest Pad	1968-69 Cutlass S & 442, 1970-72 all	45.00 pr.
ARP10P	Pearl Arm Rest Pad	1968-69 Cutlass S & 442, 1970-72 all	45.00 pr.
ARP10WH	White Arm Rest Pad	1968-69 Cutlass S & 442, 1970-72 all	45.00 pr.

INTERIOR ACCESSORIES

1969-72 Molded Headrest Assemblies: Complete Molded Bucket Seat Headrests are now available to complete your interior restoration. Black is the only color available, other colors require dye to match. We can order headrest covers in all interior colors, which will cover your old headrests. This is not original but the end results are excellent and more durable than dying the headrests.



HR690	Molded Headrest Assembly	1969 All Bucket Seats	169.00 pair
HR702	Molded Headrest Assembly	1970-72 All Bucket Seats	169.00 pair
HRC692	Sewn Headrest Covers	1968-72 (specify year and color)	39.50 pair

Door and Quarter Trim Panel Water Shields: Protect your interior with these new mylar water shields. Plastic sheets go between inner door and door panel and usually attached with a bead of strip caulk .

WS667	Door Panel and Quarter Trim Water Shields	1966-67 Holiday Coupe	23.50 set
WS667C	Door Panel and Quarter Trim Water Shields	1966-67 Convertible	23.50 set
WS682	Door Panel and Quarter Trim Water Shields	1968-72 Holiday Coupe	23.50 set
WS682C	Door Panel and Quarter Trim Water Shields	1968-72 Convertible	23.50 set

Seat Foam Padding



A four piece contoured set of bucket seat foam will restore your bucket seats to original shape. We recommend a new set of bucket seat foam padding when installing new seat kits. The rear seats did not use molded foam padding.

SF645	1964-65 Bucket Seat Foam (does 2 bucket seats)	148.00 pair
SF667	1966-67 Bucket Seat Foam (does 2 bucket seats)	148.00 pair
SF680	1968-70 Bucket Seat Foam (does 2 bucket seats)	148.00 pair
SF712	1971-72 Bucket Seat Foam (does 2 bucket seats)	148.00 pair
BSF682	1968-72 Bench Seat Foam Set (does one front bench)	195.00

Cutlass Supreme bench foam requires modification for armrest.

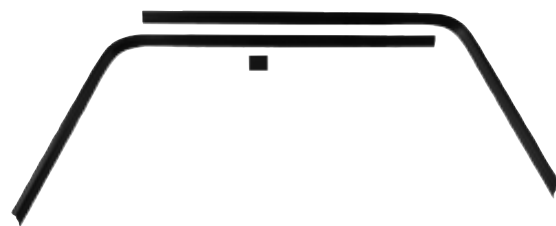
Door Panel Pull Strap End Caps: Used on all models with pull straps on the front door panels. Quality chrome with a brushed finish on the face. Snaps onto clip that holds the ends of the pull straps. Sold individually or in a set of four. Used on various 1970-77 Cutlass-442 models.

DPEC707	Pull Strap End Cap	1970-77 with pull straps	16.00 each
DPEC707S	Pull Strap End Cap Set	1970-77 with pull straps	60.00 set









Inside Rear Window Trim: Plastic trim installs around perimeter of inside rear window. Paint to match interior color. Fits all 1964-65 Cutlass-442 and 66-67 Cutlass-442 2 Door Sedan (Sport Coupe) and 2 Door Holiday Coupe models. 1964-65 is a 7 piece set including the four molded corners. 1966-67 is a 3 piece set.

IWT645	Inside Window Trim	1964-65 All 2 Doors	89.00 set
IWT667	Inside Window Trim	1966-67 All 2 Doors	89.00 set



1965-77 DOOR LOCK BUTTONS AND FERRULES:

DB660	Chrome Door Lock Button	1965-66 all	4.50 ea.	
DB670	Chrome Door Lock Button	1967 all	4.50 ea.	
DB682	Chrome Door Lock Button	Splined 1968-72 all	4.50 ea.	
DB737	Chrome Door Lock Button	Smooth 1973-77 all	4.50 ea.	

DLF647	Door Lock Ferrule	64-67	3.50 ea.	
DLF682	Door Lock Ferrule	68-72	3.50 ea.	

1961-66 Interior Coat Hooks: Chrome plated stainless steel coat hooks fit all 2 door hardtop and sedan. 2 per car.

CH496	Coat Hook	1961-66 2 doors	5.50 ea.	
--------------	-----------	-----------------	----------	---

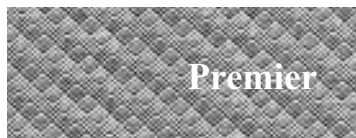
Headliners & Sail Panels

We have Black and White ready-to-install headliners for 2 Doors in stock for immediate shipping. Other colors also available as special order. SASE for samples. 1964-69 Cutlass/442's used Regent (basketweave design), Headliner Material. 1970-72 Cutlass/442's used Premier (non-perforated). Our headliners include the covered sail panels, and enough material to cover your visors. Sun Visor assemblies are also available, see below.

DS645S	Headliner (specify color)	1964-65 All 2 Doors	98.50
DS66S	Headliner (specify color)	1966 All 2 Doors	98.50
DS67S	Headliner (specify color)	1967 All 2 Doors	98.50
DS68S	Headliner (specify color)	1968 All 2 Doors (5 or 6 bow)	98.50
DS69S	Headliner (specify color)	1969 All 2 Doors	98.50
DS702	Headliner (specify color)	1970-72 All 2 Door "S" Models	98.50
DS702S	Headliner (specify color)	1970-72 All 2 Door Supremes	98.50
HBC682	Headliner Bow Clip Package (pkg of 6)	1968-72 All	16.95



Regent




Premier

Sun Visor Assemblies



Holiday and Sport Coupe Sun Visors are assembled with the same correct materials as the headliners. Convertible Sun Visors are made with the same material as seat kits. SASE for samples. Allow 2-3 weeks for delivery. Specify color and Coupe or Convertible when ordering.



DS649	Sun Visors (specify color, coupe or convertible)	1964-69 Cutlass/442	93.50 pair
DS702V	Sun Visors (specify color, coupe or convertible)	1970-72 Cutlass/442	93.50 pair

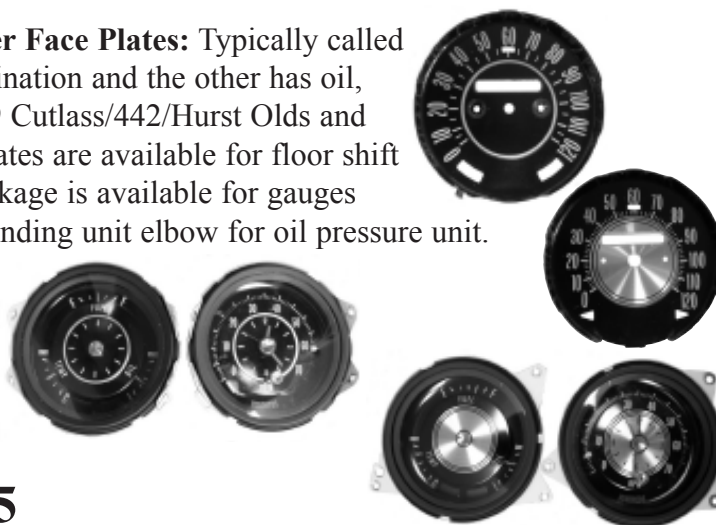
Package Trays: (rear speaker shelf): Correct mesh or stippled cardboard package trays for 1964-77 Cutlass 442 and Supreme model Hardtop and 2 Door Sport Coupe. This is the panel located between the rear seat and rear window. Available in black, red, blue, light saddle, dark saddle, gold, and green.



PT645M	Mesh Package Tray	1964-65 Cutlass/442 2 Door (specify color)	65.00
PT667M	Mesh Package Tray	1966-67 Cutlass/442 2 Door (specify color)	65.00
PT667	Plain Package Tray	1966-67 Cutlass/442 2 Door (specify color)	55.00
PT682M	Mesh Package Tray	1968-72 Cutlass S/442 2 Door (specify color)	65.00
PT682	Plain Package Tray	1968-72 Cutlass S/442 2 Door (specify color)	55.00
PT702M	Mesh Package Tray	1970-72 Cutlass Supreme 2 Door (specify color)	65.00
PT702	Plain Package Tray	1970-72 Cutlass Supreme 2 Door (specify color)	55.00
PT737M	Mesh Package Tray	1973-77 Cutlass 2 Door (specify color, model of car)	65.00
PTJ645	Package Tray Jute Insulation	1964-65 Cutlass 442 2 Door	17.50
PTJ667	Package Tray Jute Insulation	1966-67 Cutlass 442 2 Door	17.50
PTJ682	Package Tray Jute Insulation	1968-69 All Cutlass, 1970-72 Cutlass S and 442	17.50
PTJ702	Package Tray Jute Insulation	1970-72 Cutlass Supreme 2 Door Hardtop	17.50

1968-69 & 1970-72 Rallye Pack Gauges and Speedometer Face Plates: Typically called a tick-tock-tach, one gauge has tachometer and clock combination and the other has oil, fuel, and temp gauges. Gauges are sold in pairs for 1968-69 Cutlass/442/Hurst Olds and 1970-72 Cutlass/442/Hurst Olds. New Speedometer face plates are available for floor shift cars only (no opening for gear selector). An installation package is available for gauges that includes harness, sending units for oil and temp, and sending unit elbow for oil pressure unit.

RP689	1968-69 Gauge Package (pair)	429.00
RP702	1970-72 Gauge Package (pair)	429.00
RP689P	1968-69 Installation Package	109.00
RP702P	1970-72 Installation Package	109.00
SFP689	1968-69 Speedometer Face Plate	39.50
SFP702	1970-72 Speedometer Face Plate	39.50



DASH PARTS

1970-77 CUTLASS-442-H/O BRUSHED ALUMINUM RALLY STEERING WHEEL AND PARTS



A quality reproduction of the Rally Steering Wheel used on 1970-77 Cutlass-442-H/O. Wheel has the correct grained rubber and brushed-finished stainless 4 spokes. Diameter measurement is 15 inches. Our complete package includes the horn contact, hub, and wheel center cap. Individual parts available separately.

RWA705	Rally Steering Wheel Package	1970-77 all	349.00
RWC702	Rally Steering Wheel Center Cap	1970-77 all	74.50
RW705	Rally Steering Wheel only	1970-77 all	229.00
HC677	Horn Contact Assembly	1968 with wood wheel	23.50
		1970-77 all with rally wheel	


DASH BOARD CHROME BEAD MOLDING

Chrome bead molding used around perimeter of the dashboard on all 1970-72 Cutlass 442-H/O models. Early 1970 models did not use plastic fasteners, however these are included with all moldings and help align and hold the molding in place on the dashboard.

DBM702	Dash Board Bead Molding	1970-72 All	39.00
---------------	-------------------------	-------------	-------



1970-72 DASH CONTROL APPLIQUES: Appliques are die stamped with silk screened lettering. Replaces worn and unsightly lettering and will compliment the restoration of your dash. Bezels are not included.



WB702	Wiper Switch Applique	1970-72 all	16.50
TSB702	Top Switch Applique	1970-72 all convertibles	16.50
HB702	Heater Applique	1970-72 all without AC	29.50
HB702A	Heater Applique	1970-72 all with AC	29.50
HB702AD	Heater Applique	1970-72 all with AC and rear defogger option	29.50

1967-75 TURN SIGNAL AND TILT WHEEL LEVERS



Quality chrome plated lever with knob. 1965-70 used a chrome plastic knob while the 1971-75 levers used black plastic knobs. These are not correct for cruise control equipped cars.

TSL656	Turn Signal Lever	1965-66 all	24.50
TSL670	Turn Signal Lever	1967-70 all exc. cruise	24.50
TWL670	Tilt Wheel Lever	1967-70 all with tilt	24.50
TSL715	Turn Signal Lever	1971-75 all exc. cruise	24.50
TWL715	Tilt Wheel Lever	1971-75 all with tilt	24.50

8 Track Player Wood Grain Inserts: For 1970-72 cutlass models with the 8 Track tape player option. Wood grain face plates match dash and console inserts. Insert has thin silver line around edge and has 'volume', 'balance' and 'tone' printed in silver per original. All holes for knobs and tape opening are pre-cut.

TFP70	8 Track Face Plate	1970 Cutlass/442	42.00
TFP71	8 Track Face Plate	1971 Cutlass/442	42.00
TFP72	8 Track Face Plate	1972 Cutlass/442	42.00

INSTRUMENT CLUSTER AND CONSOLE CHROME PLASTIC BEZELS




1970-72 Cutlass-442-H/O instrument cluster and console chrome bezels. New chrome bezels replace often worn originals. On cars equipped with dual gate shifters, some modification is necessary on the console bezel. Instrument cluster lenses require hole drilling for clock, speedometer, or trip odometer where applicable. A Dremel cutting disc can be used to make the small cut which locks the lenses in place. Use original lens to locate notch in plastic. Wood grain not included with chrome bezels.

ICL687	Instrument Cluster Clear Lens (usually 3 per car)	1968-77 all Cutlass/442	11.50 ea.
DB702	Instrument Cluster Chrome Plastic Bezel	1970-72 all Cutlass/442	93.50
CB702A	Automatic Chrome Plastic Console Bezel	1970-72 all Cutlass/442	99.00
CB702DG4	Dual Gate/ 4 Speed Chrome Plastic Console Bezel	1970-72 all Cutlass/442	99.00

1967-68 Automatic Transmission Aluminum Console Insert:

Brushed Aluminum insert fits 1967-68 Cutlass Automatic Trans. with console. Insert needs to be glued into place.

CIA678	Aluminum Console Insert	1967-68 Auto	42.00
---------------	-------------------------	--------------	-------



DASHBOARD AND CONSOLE WOOD GRAIN APPLIQUE

Precision die-cut wood grain Appliques with metal or vinyl backing for 1969-72 Cutlass-442-H/O. 1968 Dash Wood Grain Insert is precision cut out of real wood and includes the Hurst Olds glove box decal. Wood grain style differs slightly from original but is the best match available. For that reason we only sell the dash wood grain in sets. Self adhesive backing either in vinyl or aluminum. Set includes instrument cluster, main dash, and glove box. Console appliques sold separately (see below).



Dashboard Wood Grain Appliques

DWG68HO	1968 Dash Wood Grain	3 piece set	1968 Hurst Olds	179.00 set
DWG69	1969 Dash Wood Grain Applique	3 piece set	1969 all Cutlass/442	179.00 set
DWG70	1970 Dash Wood Grain Applique	3 piece set	1970 all Cutlass/442	155.00 set
DWG71	1971 Dash Wood Grain Applique	3 piece set	1971 all Cutlass/442	155.00 set
DWG72	1972 Dash Wood Grain Applique	3 piece set	1972 all Cutlass/442	155.00 set

Console Wood Grain Appliques



1968 Hurst Olds Dual Gate

Console Insert: Wood Grain Insert for 1968 Hurst Olds. Glue into place.

CWG68HO	Dual Gate	59.00
----------------	-----------	-------

1969 Hurst Olds Dual Gate

Console Insert: Wood Grain Insert for 1969 Hurst Olds. Glue into place.

CWG69HO	Dual Gate	59.00
----------------	-----------	-------

1969 Auto Trans Console Insert:

Wood Grain insert for 1969 Automatic Trans consoles. Glue into place.

CWG69	Auto Trans	59.00
--------------	------------	-------

1970 Console Appliques

CWG470	4 speed	63.00
CWGA70	Automatic	63.00
CWGD70	Dual Gate	63.00

1971 Console Appliques

CWG471	4 Speed	63.00
CWGA71	Automatic	63.00
CWGD71	Dual Gate	63.00

1972 Console Appliques

CWG472	4 Speed	63.00
CWGA72	Automatic	63.00
CWGD72	Dual Gate	63.00

SHIFTER BOOTS AND CONSOLE PARTS

1964-69 Standard Transmission

shift boot on console: This shift boot measures 4 1/4" X 6" and fits on top of the console. 3/4" X 3/8" hole for shifter. Hole placement may vary slightly on different years.



SS6420 Shift Boot 1964-69 all standard trans with console 29.50

1964-65 Standard Transmission

shift boot at floor board:

This boot fits under console and is made for the round shifters used in 1964-65. Rough finish unsuitable for use without console.



SS6526 Shift Boot 1964-65 with console 29.50

1966-69 Non-Console Shift Boot:

Now available for all 1966-69 Cutlass and 442 models without a console. Retaining ring available separately and only works with this shifter boot.



SS6661 Shift Boot 1966-69 no console 49.50

SBM669 Shift Boot Retaining Ring 29.50



1966-69 Standard Transmission

shift boot at floor board:

Reproduction boot is made for rectangular shifters used in 1966-69. Rough finish unsuitable for use on floor board without console.



SS6527 Shift boot at floor board 1966-69 35.00

1970-72 Shift boot at floor board, standard transmission with and without console:

Shift boot fits on floor board and is used whether or not car is equipped with a console. If your car has a console you need two boots, one at floor board and one on top of the console (see SS7042). Boot measures 7" X 8", covers hole approximately 5" X 6" and is correctly angled to provide a close fit to the shift lever. Hole for shifter is 1" X 3/8". Hold down ring not included.



SS7043 Shift Boot 1970-72 all 35.00

1970-72 Standard transmission

shift boot on console:

Boot measures 5 3/4" X 4 1/2" and fits into the collar on console. Hole for shifter is molded to accept the shift ornament (see SS702C). Correct grained appearance and stitching as original.



SS7042 Shift Boot 1970-72 all 36.50

1970-72 4 Speed with Console Shift

Boot Ornament: Chrome ornament fits in the molded section on SS7042 Boot.



SS702C Ornament 13.50

1967-72 Automatic Transmission

Walnut Shift Knob: New simulated walnut wood shift knob now available for all 1967-72 Cutlass models with automatic shifters on the floor or console.



SSA672 Walnut Shift Knob 1967-72 39.00

1966-72 Standard Transmission

Black Shift Knobs: SS6666 Shift Ball without pattern is used on all 3 or 4 speed trans. with console. SS6667 Shift Ball with pattern (pictured) fits 1966-69 4 speeds without console and all 1970-72 4 Speeds.



SS6666 Black Ball no pattern 1966-69 28.50

SS6667 Black Ball with pattern 1966-72 29.50

1963-72 Automatic Transmission

console shift lever seals: These parts fit on the console and surround the shift lever. Seals will keep dust and dirt out of the shifter mechanism and noise out of the passenger compartment.



LS6315 Seal 1963-66 AT with console 11.50

LS6703 Seal 1967-69 AT with console 11.50

LS7012 Seal 1970-72 AT with console 20.00

1967-69 Shift Indicator Lenses:

One lens fits 1967-68 with 3 speed automatic trans. and is brushed aluminum with transparent letters and a 'P' for park. 1968-69 Hurst Olds Dual Gates used a clear lens with white letters. 1969 automatic trans used a brushed aluminum with transparent letters and 'lock park' for park.

IL689HO 1968-69 Dual Gate 29.50

IL678 1967-68 3 Speed Auto 29.50

IL690 1969 Auto Trans 29.50




1970-72 Automatic Transmission Console Gear

Indicator Lens: These hard to find lenses fit 1970-72 automatic and dual gate consoles. Brushed aluminum exterior with "P R N D S L" letters showing through in blue/green highlight.

IL702R Lens 1970-72 with auto trans 29.50

IL702D Lens 1970-72 with dual gate 29.50



DOME LIGHTS, COURTESY LENSES AND BEZELS

1962-65 Holiday Coupe, 1966-67 all except Convertible Courtesy Lens at upper shelf area: Lens is opaque and 2" in diameter. Fits in courtesy housing in upper rear shelf area. 2 per car.



CL600 Courtesy Lens

6.50 ea.

1962-67 Rear Lens Housing at Side Shelf Area: Uses round lens CL600 above. Quality cast chrome part replaces pitted originals perfectly.



CLH627 Courtesy Lens Housing 37.50 ea.

1962-72 Convertible Courtesy Lens In Rear Arm Rest:

Lens is opaque and measures 1 1/4" X 1 1/2". Fits in rear arm rest area in CLH622 Chrome Housing shown below.



CL877 Courtesy Lens 1962-72 Conv. 6.50 ea.

1962-72 Convertible Rear Courtesy Light Chrome Housing:

This housing fits in the rear arm rest area just as you enter the car. New tooling with show quality chrome. Impossible to replate part without losing the line detail.



CLH622 Courtesy Lens Housing 26.50 ea.

1968 Cutlass 442-H/O Dome Lens:

Dome lens fits all 1968 Cutlass 442 models except convertible and wagons. Lens measures 4 1/4" X 2 5/8".



DL28 1968 Dome Lens

6.75

1968 Cutlass-442-H/O Dome Lens Housing:

Chrome plastic Dome Lens Housing for all 1968 Cutlass models except convertibles and wagons.

Uses DL28 lens, above.



DLH68 1968 Dome Lens Housing 19.95

1968 Cutlass-442-H/O Dome Lens Assembly:

Same lens and housing as above, complete assembly includes wiring pigtail with bulb socket. Fits all 1968 Cutlass models except for wagons and convertibles.



DLA68 1968 Dome Lens Assembly 29.95

1969-72 Cutlass Supreme Coupe Courtesy Lens at Rear Sail Panel Area:

2" diameter lens is translucent and has 4 mounting tabs. 7 ring design in center.


CL819 Courtesy Lens 6.50 ea.



1961-67 Dome Light Lens:

Lens measures 5 5/8" x 2 1/8" and Fits 1961-65 All F85 exc. wagons & conv. and 1966-67 Cutlass post coupes.

DL15 Dome Light Lens 1961-67 F85 11.50



1964-67 Chrome Dome Light Housing:

Chrome housing measures 6 1/4" x 2 3/4" and has white painted highlight on the inside. Fits 1964-65 All F85 exc. wagons & conv. and 1966-67 Cutlass post coupes (Sport Coupe)

DLH647 Dome Lens Housing 1964-67 14.50



1969-75 Cutlass-442-H/O Center Roof Dome Lens and Housing:

This is the correct dome lens and housing used on all 1969-75 Cutlass-442 using center roof dome lens. Correct opaque lens has one ring around the perimeter, not a star design in the center of a translucent lens. Reproduction lens is round and 2 15/16" in diameter.

DL77 Dome Lens 1969-75 7.50

DLH69 Dome Lens Housing 1969-75 18.50



1973-77 Dome Light Lens & Bezel: Chrome plastic dome light housing and opaque lens fit pillar area in front of quarter window on all 1973-77 Cutlass Supreme models. Correct curvature in lens and housing to mount flush.

DL737 1973-77 Dome Light Lens 11.50

DLH737 1973-77 Dome Light Housing 21.50

1961-67 Vent window Handles:

Chrome handle that twists to lock vent window. Fits 1961-65 all Cutlass & 1966-67 Cutlass Holiday Coupe, Sport Coupe and Convertibles. Sold in a pair for left and right side.

VWH615 Vent Window Handles 1961-65 Cutlass 39.95 pr.

VWH667 Vent Window Handles 1966-67 Cutlass 39.95 pr.



1968 CUTLASS-442-HURST/OLDS

IGNITION BEZEL:

Perfectly replaces the plastic bezel originally supplied by General Motors. Bezel is made from long lasting Aluminum and painted the correct black and silver. This will hold up much better than original plastic bezels did.

IB68 Ignition Bezel 1968 all 38.50



INTERIOR WINDSHIELD PILLAR PADS:

Molded urethane with superior grain and texture finish. Available for 1968-72 convertibles in black only. Other colors will need to be dyed.

IWP150 Interior Windshield Pillar Pad 72.00 pr.
1968-72 all convertibles



INSIDE DOOR AND WINDOW HANDLES

1961-67 Inside Door Handles:

Paddle type handles used on 1961-67 Cutlass/442 Holiday Coupe and Convertible. Excellent chrome finish with screw hole in handle for mounting to stud in door.

IHD634 Inside Door Handles 1961-67 Cutlass 45.00 pr.



1968-72 Inside Door Opening

Handles: These exact reproductions use the correct bright chrome finish. Fits 1968-72 all Cutlass models, includes retaining clips. Sold in a pair for left and right.

IHD20RL Inside Door Handles 1968-72 all 45.00 pr.



1961-64 Window Crank

Handles: Chrome finished handles with a dual arm design fits front and rear on 1961-64 Cutlass models.

IWH594 Dual Arm Handle 1961-64 24.50 ea.



1965-66 Window Crank

Handles: Chrome handle with single arm design and chrome knob. Fits 1965-66 Cutlass/442 models. Retaining clip included.

12365 Single Arm Chrome Handle 1965-66 19.95 ea.



1965-67 Inside

Door Handles:

Lever type handles used on some 1965-67 Cutlass models except Holiday Coupe and Conv. Excellent chrome finish with concentric circle design on round section. Includes retaining clips. Check your car for proper application.

IHD657 Inside Door Handles

1965-67 Cutlass

45.00 pr



1967 Window Crank

Handles: Chrome finished handles with a black plastic knob. Fits all 1967 Cutlass/442 models. Retaining clip included.

12367 Single Arm Black Handle 1967 14.95 ea.



1968-72 Window

Crank Handles:

Chrome finished handle with either black or clear plastic handles (clear shown). Fits all 1968-72 Cutlass /442 models. Retaining clips included.

12314 Single Arm Clear Handle 1968-72 11.50 ea.

12315 Single Arm Black Handle 1968-72 11.50 ea.



1964-1981 POWER WINDOW SWITCHES:

New power window switches are available for 1964-81 Cutlass-442-H/O. Quality replacement for inoperative or corroded original switches. 1964-78 switches include the complete chrome housing. The 1979-81 switch is the push buttons and circuit board only.

PWS6470 Single Switch 1964-70 all Cutlass 35.00

PWS6471 4 Button Switch 1964-70 all Cutlass 69.50

PWS7130 Single Switch 1971-78 all Cutlass 35.00

PWS7131 4 Button Switch 1971-72 all Cutlass 99.00

PWS738 2 Button Switch 1973-78 all Cutlass 89.50

PWS7981 2 Button Switch 1979-81 all Cutlass 35.00



SHOULDER BELT

RETAINING CLIP: Attaches to the inside roofrail area above inside molding for storing the shoulder belt. Fits 1968-70



Cutlass-442 models except for convertibles. Polished stainless steel cover with stainless wire loop. Sold in a set of four clips.

SBR680 Shoulder Belt Retainer 1968-70 15.50 set

1964-72 ALL 2 DOOR COUPES SUNVISOR CHROME SUPPORT

BRACKET: Fits 1964-72 all closed Models. Swivel support that holds the sun visor. Cast chrome plated.



SVB53 Visor Support 1964-72 exc Conv 42.00 pr.

INTERIOR MAP LIGHT LENSE:

This is the small lens for the map light option on the inside rear view mirror. Fits 1969-72 models with map light package.



ML692 Map Light Lens 1969-72 11.00

SEAT ADJUSTER KNOBS: Plastic Seat Adjuster Knobs available in either black or chrome. Fits all Cutlass models with manual seat adjustment from 1968-1987. Glue into place on the adjuster rod. Check your car for proper finish needed.



SAK687 Black Adjuster Knob 7.50 each

SAK687C Chrome Adjuster Knob 7.50 each

DOOR JAMB VENT VALVES: Replace distorted or oversprayed parts with new replacements. Gives a clean detailed look to your door jamb area. Fits 1969 Holiday Coupe and Convertible and 1970-72 All 2 Door models.



DJV69 Door Jamb Valve
1969 Hol. Cpe. & Conv. 23.50 each

DJV70 Door Jamb Valve
1970-72 All 2 Doors 23.50 each

1964-66 INSIDE MIRROR SUPPORTS:

New reproduction parts for 1964-66 Cutlass closed models and 1966 convertibles.



IRV645 Mirror support 1964-65 Coupe 39.00

IRV66 Mirror support 1966 Coupe 39.00

MS66V Mirror support 1966 Conv. 39.00

1969-72 BUCKET SEAT HEADREST ESCUTCHEON AND LOCK ASSEMBLIES:

For 1969 we have the cover separately or they are available in complete assemblies. 1970-72 is the entire assembly including push buttons. High quality chromed plastic. 4 used per car.



HRE690 Cover only 1969 all 11.00 ea.

HRE690C Lock Assembly 1969 all 29.50 pr.

HRE692 Lock assembly 1970-72 all 13.50 ea.



BUCKET SEAT BACK LOCK, BUTTON, AND ESCUTCHEON ASSEMBLY:

Used on all 1967-72 models with bucket seats. 1967-68 lock is metal, while the 1969-72 lock is chrome plastic and includes the escutcheon. Locks fit into retainer on bucket seat back or side whichever is the case. 2 per car.



SLB678 Seat Lock 1967-68 all 26.50 ea.

SLB692 Seat Lock 1969-72 all 19.50 ea.

1968-72 CONVERTIBLE SUN VISOR BRACKETS:

Complicated piece that holds the sun visor assembly on 1968-72 Convertibles only. Brushed appearance like original.



SVBC682 Brackets 1968-72 Convertible 89.50 pr.

1962-67, 1970-72 ASH TRAYS AND BEZELS:

1961-67 Ash Tray is 2 5/8" X 2 1/8" and requires a bezel to mount properly in the rear arm rest area of all 2 doors including convertibles. Bezel fits a 2" X 2 7/16" cutout in the armrest. 1970-72 Ash Tray and Bezel combination is 2" X 3 1/8".



ATB548 Ash Tray Bezel 1962-67 2 doors 11.50 ea.

AT6145 Ash Tray 1962-67 2 doors 24.50 ea.

AT7089 Ash Tray 1970-72 2 doors 34.50 ea.

1970-72 DOOR PANEL LOWER RED REFLECTOR ASSEMBLY:

Usually scratched and pitted with age or has fallen off over time. Essential to replace with new door panels. Fits 1970 442, Cutlass S Coupe, Supreme Holiday Coupe & Conv., 1971 Cutlass S Coupe & 442 Holiday Coupe, & 1972 Cutlass S Coupe. **DPR702** Door Panel Reflector 29.50 ea.



1968-72 2 DOOR HARDTOP AND CONVERTIBLE REAR QUARTER WINDLACE:

This is the round bead upholstery piece that fills the gap between door panels and rear trim panel on all 1968-72 2 Door Hardtop and Convertible Cutlass and 442. We have black and white in stock, dye to match other colors or special order with complete interior.



- WL689B** Black Rear Quarter Windlace 1968-69 2 door hardtop and convertible 34.50 pr.
- WL689W** White Rear Quarter Windlace 1968-69 2 door hardtop and convertible 34.50 pr.
- WL702B** Black Rear Quarter Windlace 1970-72 2 door hardtop and convertible 36.50 pr.
- WL702W** White Rear Quarter Windlace 1970-72 2 door hardtop and convertible 36.50 pr.



1961-72 CUTLASS 442 GLOVE BOX INSERTS:


Reproduction of the 1961-72 Glove Compartment Box. Die cut assembled box with grey felt lining. *1964-67 models had a plastic pouch which is not included and must be reused.

- GB130** Glove Box Insert 1961-63 all 29.50
- *GB140** Glove Box Insert 1964-67 all 23.50
- GB180** Glove Box Insert 1968-69 all without A/C 23.50
- GB180A** Glove Box Insert 1968-69 all with A/C 23.50
- GB195** Glove Box Insert 1970-72 all 23.50

1967-72 FIREWALL PAD:

Constructed of heavy rubber with jute backing as originally supplied. All holes and perforations are die stamped for accurate installation. Plastic push in fasteners are included.

- FP647** Firewall Pad 1964-67 all 49.50
- FP682** Firewall Pad 1968-72 all without A/C 49.50
- FP682AC** Firewall Pad 1968-72 all with A/C 49.50



1964-69 CUTLASS 442 UNDER DASH AND KICK PANEL INSULATION:

Used under dash and between kick panel and body. These die stamped fiber insulation pieces seal out the engine compartment noise and heat from the passenger area.


- UDI647** Under Dash Insulation 1964-67 all models 22.50
- UDI682** Under Dash Insulation 1968-72 all models 22.50
- KPI647** Kick Panel Insulation 1964-67 all models 13.50
- KPI689** Kick Panel Insulation 1968-69 all models 13.50



1964-72 CUTLASS 442 STEERING COLUMN SEALS:

Rubberized sponge seals between the steering column and the firewall. This seal prevents moisture, noise, and fumes from entering the passenger compartment.

- SCG647** Steering Column Seal 1964-67 all models 11.00
- SCG682** Steering Column Seal 1968-72 all models 11.00



1968-72 CUTLASS STEERING COLUMN COVER:

This is the black plastic cover that screws to the floor just below the steering column. Holds front of carpet down and finishes off the driver floor area. Correct ribbed sections and texture per original. Fits all 1968-72 Cutlass models.

- SCC682** Steering Column Cover 1968-72 Cutlass 24.95



1969-72 FRESH AIR CONTROL PULL KNOBS AND CABLES: Fits 1969-72 all models except Air Conditioned cars. Cables are usually worn or broken from usage. 4 knobs used per car. Knobs are chrome plastic and need to be glued in place.

- AVK692** Fresh Air Pull Knob 1969-72 all Cutlass (4 used per car) 6.50 ea.
- AVC692L** Fresh Air Cable, Lower, Has looped end 1969-72 all Cutlass 39.00 ea.
- AVC692U** Fresh Air Cable, Upper, Has Z end 1969-72 all Cutlass 39.00 ea.



CONVERTIBLE TOPS AND PARTS



1961-72 Convertible Top Motors and Cylinders:
Leaking or inoperative cylinders will need replacement. We offer new (not rebuilt) cylinders and motors with a 1 year guarantee.

- TC29** Top Cylinder 1961-63 All 139.00 ea.
- TC38** Top Cylinder 1964-67 All 139.00 ea.
- TC102** Top Cylinder 1968-72 All 139.00 ea.
- TP2** Top Pump 1961-63 All 235.00
- TP3** Top Pump 1964-72 All 235.00
- TMG642** Top Motor Grommet 1961-72 All 3.00 ea.

Convertible Top Hoses: Fits 1964-72 all from cylinder to motor and pump assembly. Manufactured to accommodate many models. Surplus lines should be coiled and retained at pump.



- CTH642** Top Hoses 1964-72 All 109.00 pr.

Convertible Top Cables: For 1964-72 Models. These cables will weaken over time, and should be replaced when installing a new top.



- 645M** Top Cables 1964-65 All Conv. 43.50 pr.
- 667M** Top Cables 1966-67 All Conv. 43.50 pr.
- 6872M** Top Cables 1968-72 All Conv. 36.50 pr.

1962-72 Convertible Tops: Manufactured using 38 oz material, exact engineering, coupled with a 48 month guarantee against defects. All 1962-67 Tops are shipped with clear plastic window and zipper as originally supplied. For 1968-72 Models the top and window are separate sections. Both should be replaced to avoid wrinkles and possible material or color match problems. We stock Black and White Tops for 1966-72 Models, other colors available as a special order. SASE for samples. Top pads are included with all tops.

- T627B** Black Top with Clear Plastic Window and black pads 1962-67 Conv. 225.00
- T627W** White Top with Clear Plastic Window and black pads 1962-67 Conv. 225.00
- T682B** Black Convertible Top only with pads. 1968-72 Cutlass/442 Conv. 195.00
- T682W** White Convertible Top only with pads. 1968-72 Cutlass/442 Conv. 195.00
- TW682B** Glass Back Window for Black Convertible Tops. 1968-72 Cutlass/442 Conv. 149.00
- TW682W** Glass Back Window for White Convertible Tops. 1968-72 Cutlass/442 Conv. 149.00

1964-72 Convertible Top Wells: Located behind the rear seat and accepts the top assembly when folded down. All top wells are black and include the reinforcement strip.

- CTW25** Convertible Top Well (specify year) 49.00

Convertible Top Relay Breaker

Rubber Cover: Located on firewall. Covers relay-breaker to prevent moisture and rust. Missing on many 1968-72 Convertibles.

- BRC68** Relay Cover 6.50



- Top Hooks:** Fits All 1964-72 Convertibles.
- CX642** Top Latch Hook 7.50 ea.

CONVERTIBLE TOP SWITCHES

1966-67 Convertible Top Switch:

Reproduction switch is correct for 1966 with the black highlight on button. Switch can be used on 1967 Cutlass but originals were silver brushed finish.

CTS667 New Top Switch

1966-67 Conv. 73.50



1970-72 Convertible Top Switch:

Nice reproduction top switch for the dash of your 1970-72 Convertible. Chrome button with black painted line down the middle.

CTS702R New Top Switch

1970-72 Conv. 73.50



1968-69 Convertible Top Switch:

New reproduction Top Switch fits 1968-69 all convertible Cutlass-442 models. Includes the wire harness, chrome bezel and black button. Bezel has UP, TOP, DN imprinted on the side per original.

CTS689 New Top Switch

1968-69 Conv. 99.00



Convertible End Cap

Moldings: Used on 1964-65 and 1966-67 Cutlass convertibles only on the end of the windshield frame.

Quality chrome plated steel.

WCM645 End Cap Moldings

1964-65 All Convertibles 99.00 pr.

WCM667 End Cap Moldings

1966-67 All Convertibles 85.00 pr.



1964-70 Convertible Top Rear Tack Strips:


These are the strips that attach the rear and sides of the convertible top to the body of the car. Also attaches the convertible top well to the rear and sides of the convertible top opening. Sold in a three piece set. Fits all Cutlass Convertible models.

TS645 Convertible Tack Strip Set 1964-65 Cutlass Conv. 149.00 set

TS667 Convertible Tack Strip Set 1966-67 Cutlass Conv. 139.00 set

TS680 Convertible Tack Strip Set 1968 Cutlass Conv. 139.00 set

also 1969 and 1970 Convertible models using 3 piece tack strips



Convertible Top Pinchweld Molding Sets:

Stainless Steel Convertible Top Molding Sets are the moldings that go around the convertible top opening on the quarter panels and the trunk filler panel. Convertible Top Boots typically clip to or tuck under this molding upon installation.

RQM64 Convertible Pinchweld Molding 1964 F85 Deluxe Conv. 179.00 set

RQM65 Convertible Pinchweld Molding 1965 Cutlass Conv. 179.00 set

RQM667M Convertible Pinchweld Molding
1966-67 Cutlass Conv. with reveal moldings 179.00 set

RQM667 Convertible Pinchweld Molding
1966-67 Cutlass Conv. without reveal moldings 179.00 set

RQM682 Convertible Pinchweld molding 1968-72 Cutlass Conv. 179.00 set



1966-72 CONVERTIBLE TOP BOOTS:

Black, pearl white, parchment (off-white) and white boots for 1968-72 models are usually in stock for immediate delivery. Delivery time on other colors is 3 to 4 weeks. Send SASE for color samples.

CTB667 Top Boot (specify color) 1966-67 all
Convertibles (includes clips) 149.00

CTB682 Top Boot (specify color) 1968-72 all
(tuck strip provided) 119.00

BB01 Vinyl Sewn Boot Bag All Models 13.50



MOLDED CARPET SETS

1964-77 CUTLASS MOLDED LOOP AND PILE CARPET SETS:

All sets include backing, harmonizing heel pad and binding. Carpets are cut to manufacturer's specifications with pressure molded floor pan areas for correct fit. We keep Black carpet sets stock for immediate delivery. Allow 3-4 weeks for special order color carpets. SASE for any carpet samples. NO RETURNS OF NON-STOCK CARPETS. Extra carpet material by the yard is 40.00 per yard (36" x 40"). Specify number of yards and use stock number of carpet.



1964-73 LOOP CARPET 135.00 Set

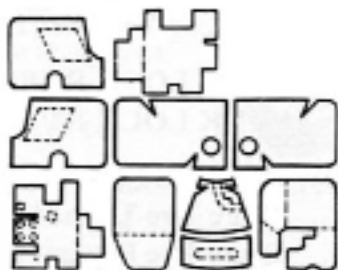
501	Black	511	Light Saddle
515	Red	521	Medium Saddle
504	Green/Gold	525	Maroon
508	Turquoise	509	Dark Green
512	Sky Blue	523	Gold
502	Dark Blue	530	Dark Brown

1974-77 PILE CARPET 135.00 Set

801	Black	875	Oxblood
802	Blue	825	Maroon
807	Dark Grey	830	Buckskin
820	Saddle	810	Brown
809	Green	852	Silver
851	Gold	854	Caramel
815	Red	869	Willow Green

DOOR PANEL CARPET: Fits all models with carpet on door panels. Please specify color using carpet numbers above.

DPC702 Door Panel Carpet (8" wide)(specify color)
1968-72 All 2 Doors 35.00 pair



SOUND DEADENER PACKAGE: This is the tar like rubber material found between the carpet and the body floor pan. Should be replaced when installing new carpet.

SDM40	Sound Deadener Package	1964-67 All Models	54.50
SDM80	Sound Deadener Package	1968-72 All Models	54.50
SDM90	Sound Deadener Package	1973-77 All Models	54.50

DOOR SILL PLATES



1964-72 CUTLASS 2 DOOR SILL PLATES: Exact replacement Aluminum sill plates add to your new carpet installation. Fisher Body Plate included where used originally. Screws included with all sill plates.

SP6443	Door Sill Plates	1964-67 All 2 doors and convertible (both sides)	59.50 pr.
SP6866/7	Door Sill Plates	1968-72 All 2 doors and convertible (both sides)	59.50 pr.
SP7372D	Door Sill Plates	1973-77 All 2 doors (both sides)	89.00 pr.
SP787D	Door Sill Plates	1978-87 All 2 doors (both sides)	89.00 pr.
1799	Door Sill Plate Screw Package	all models (package of ten)	3.50 pkg.

1964-72 CUTLASS-442 ACCESSORY RUBBER FLOOR MATS



OLDSMOBILE ACCESSORY RUBBER FLOOR MATS: Accurate reproduction of the floor mats available from General Motors in the 1960's and early 70's. The mats fit 1964-72 All Cutlass-442-H/O models and are licensed and approved by General Motors. Rear Mats were made oversize at the factory to accommodate 88 and 98 models. Mats are available in Black only. 1968-72 Left front pictured.

FM647F	Front Floor Mats	(Black)1964-67 All	112.00 pair
FM682F	Front Floor Mats	(Black)1968-72 All	112.00 pair
FM672R	Rear Floor Mats	(Black)1964-72 All	65.00 pair
FM647S	Floor Mat Set	(Black)1964-67 All	159.00 set
FM682S	Floor Mat Set	(Black)1968-72 All	159.00 set

TRUNK COMPARTMENT



1967-75 ACCESSORY RUBBER TRUNK MAT: Rare accessory used to protect the original mat. Available in Black only, embossed with the word Oldsmobile. Highly desirable accessory sought after by collectors. Licensed and approved by General Motors.

TRM672 Accessory Trunk Mat 1967-75 All 115.00

TRUNK WEATHERSTRIPPING: We offer the finest quality black sponge rubber available. No unsightly splice marks or oversize extrusions that make closing the trunk a difficult task. 1961-67 models use approximately 16 feet and 1968-77 models use 14 feet.

TWL75 Trunk Weatherstrip 1961-77 All Models 1.50 per foot.



RUBBER TRUNK LID BUMPERS: Mounts in hole on either side of trunk. Two used per car.

TB61 Trunk Lid Bumper 1961-68 All 1.95 each

TB69 Trunk Lid Bumper 1969-77 All 1.95 each



1968-72 TRUNK WIRING PLUG: Located near trunk latch on trunk floor pan. 2 per car.

TB70 Trunk Wiring Plug 11.50 ea.



1968-77 TRUNK LOCK RETAINER GASKET: Fits between lock retainer and trunk lid. Used on all 1968-77 Models to eliminate paint chipping.

TLR71 Lock retainer gasket 4.50



TRUNK LOCK RETAINER: Used to mount trunk lock in place. Fits all 1968-72 Cutlass-442 models. Fastens into trunk lid with two screws.

TLR682 Trunk Lock Retaining Clip 1968-72 All 15.00



RUBBER TRUNK LOCK CYLINDER GASKETS: Give your restoration the final touches by replacing the rubber gasket around trunk lock.

TLG61 Trunk Lock Rubber Gasket 1961-67 All 1.95

TLG68 Trunk Lock Rubber Gasket 1968-75 All 1.95



TRUNK COMPARTMENT SPATTER PAINT: 13 ounce spray cans only. Check your trunk for proper color needed. Black and Aqua seems to be the most popular color used, but your trunk may have had any one of the three color combinations.

2602 Trunk Spatter Paint Black and Aqua All Models 9.50 ea.

2603 Trunk Spatter Paint Black and White All Models 9.50 ea.

2604 Trunk Spatter Paint Gray and White All Models 9.50 ea.



TRUNK COMPARTMENT MATS: Vinyl Houndstooth pattern Mats for 1964-68 Models and Gray-Green fiber material for 1969-77 Models. Some 1973-77 Models used black material which we cannot supply. See below for spare tire cover used on non Super Stock Wheel equipped cars.

TM64HT Trunk Mat (2 piece) 1964-65 All 43.00

TM66HT Trunk Mat (2 piece) 1966-67 All 43.00

TM68HT Trunk Mat (2 piece) 1968 All 43.00

TM69GF Trunk Mat (2 piece) 1969 All 43.00

TM70GF Trunk Mat (2 piece) 1970-72 All 43.00


TM73GF Trunk Mat (1 piece) 1973-77 All 43.00



SPARE TIRE COVER: Matches Houndstooth trunk mat. Cover is made of pressboard with houndstooth pattern as original. Excellent reproduction and final touch for your trunk compartment.

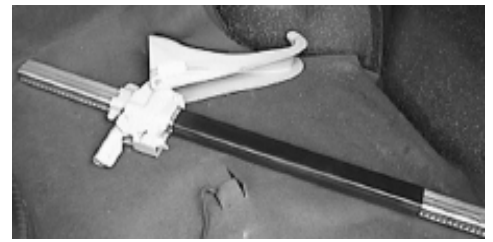
STC61 Spare Tire Cover 1961-65 All, 1966-68 All Models that do not use Super Stock Wheels. 24.50

ST618 Spare Tire Cover Retainer 1961-65 All, 1966-68 above application for STC61 17.50



1968-77 ALL JACK SHAFT RUBBER INSULATOR: Installs on jack shaft to keep it from scratching the underside of spare tire when mounted in trunk. Used on all 1968-77 models regardless of wheel option.

JRI68 Jack Shaft Rubber Insulator 1968-77 All Cutlass Models 8.50



1968-72 JACK LIFT PAD: Rubber pad mounts on the jack to cushion it against the bumper while operating jack. Typically dried out and cracked over the years, or missing completely. Mounts to jack with three push in prongs on the backside.

JLP682 Jack Lift Pad 1968-72 All Models 8.50



1966-72 SPARE TIRE LUG WRENCH CLIPS: Installed on all cars equipped with SSI and SSII Wheels. 1 pair used per car. Mounts to trunk floor with included self tapping screws.


LWC66 Lug Wrench Clips 1966-72 w/ SS wheels 14.50 pr.

HOLD DOWN PARTS FOR SPARE TIRE: Everything needed to keep your spare tire secure in the trunk. See page 22 for the metal brackets that weld to the trunk floor. Cars with Super Stock wheels use the hex nut and cars with standard wheels use the wing nut. The same rod is used for both wheel types.

ST6693 Spare Tire Threaded Retaining Rod 1966-72 All models 9.50

ST6588 Spare Tire Retaining Hex Nut 1965-72 with Super Stock Wheels 9.50

ST6516 Spare Tire Retaining Wing Nut 1965-72 With Standard Wheels 7.50



TRUNK DIVIDER PANELS: Die Cut Fiberboard Divider Panel is installed behind back seat and insulates the passenger compartment from heat and sound. Gives a nice finished look to the trunk compartment.


TD647 Trunk Divider Panel 1964-67 All Exc. Convertible 32.50

TD647I Trunk Divider Panel Insulation 1964-67 All 16.50

TDC682 Trunk Divider Panel 1968-72 All 2 Door Coupes 32.50

TDC682C Trunk Divider Panel 1968-72 All Convertibles 32.50

TDC682I Trunk Divider Panel Insulation 1968-72 All 16.50



1970-72 TRUNK LIGHT PACKAGE: This Trunk Light Package is an exact duplicate of the originals. Package includes bulb, light assembly with switch and mounting bracket. Also available with wiring harness for cars that are missing the harness. Installs on the driver side trunk hinge bracket and the switch arm hits the trunk hinge for correct operation.

TLP682 Trunk Light Package 1970-72 Hardtop & Convertibles 38.50

TLP682H Trunk Light Package with Harness 1970-72 Hardtops 45.50

TLP682CH Trunk Light Package with Harness 1970-72 Convertibles 45.50



TRUNK LATCH: New Trunk Latch assembly fits 1961-69 F85-Cutlass-442 models except wagons, 1970 all Cutlass-442 except wagons or power trunk release and 1971-72 Cutlass-442 except wagons.

TL592 Trunk Latch Assembly 1961-72 37.50



BODY DECALS, STRIPES AND STENCIL KITS

We now have many of the popular body decals and stripe stencil kits for 1968-87 442s, Rallye 350 and Hurst Olds. Decal kits and Stencil kits are sold in complete sets only, we do not have individual pieces.



1968 442 Stripe Stencil Kit: This Front Fender stripe was a popular option on 1968 442s. Triple vertical stripes go from the bottom of the fender up to the molding at the top of fender. Space in the middle of the stripes for the 442 emblem. This stripe is also available as a decal, please inquire.

68SS 1968 442 Stripe Stencil Kit 79.00



1970-72 W30 Stripe Stencil Kits: Stencil Kit includes everything needed to re-stripe your W30, hood scoop stencils, side body stripe stencil and trunk lid stripe stencil. Two different kits available for Hardtop or Convertible.

DCW30CV 1970-72 W30 Conv. Stencils 198.00

DCW30CP 1970-72 W30 Coupe Stencils 198.00



1972 Hurst Olds Stripe Kit and 1972-74 Hurst Olds Quarter Panel Decals: Stripe Kit includes reflective gold stripes used on fenders, doors, quarters, hood and trunk for 1972 Hurst Olds. H/O Decals sold separately. Large H/O Decal on quarter panel of all 1972-74 Hurst Olds and pace cars. Printed in black, gold and red per original. H/O Decals measure approx. 8" tall X 17" wide and are sold in a pair.

DC72HO 1972 Hurst Olds Stripe Kit 395.00 kit

DCH0724 Hurst/Olds Quarter Decal
1972-74 Hurst/Olds 49.00 pr.



1970 RALLYE 350 Decal Kit: Decal Kit includes the hood scoop decals, front fender/door stripe decals, rear quarter/roof stripe decals and the rear quarter 'RALLYE 350' decals. Decals printed in the correct black and orange as originals.

R350DEC 1970 'RALLYE 350' Decal Kit 395.00



1971-72 W29 Hood Decals: For all 1971-72 442 with steel hoods. These are the stripes on the raised sections of the hood. One thick line and one thin line, stripes encircled the chrome hood louvers on either side. Available in Black or White. Other colors available as a special order, please inquire on availability.

DCH712B Black 1971-72 W29 Hood Decals 115.00

DCH712W White 1971-72 W29 Hood Decals 115.00



1973 Hurst Olds Stripe Kit: Stripe decal kit for all 1973 Hurst Olds. Gold and black stripes for hood, fenders, doors and quarter panels. Kit comes complete with instructions and plastic squeegee for installation.

DC73HO 1973 Hurst Olds Decal Kit 269.00 kit



1975 Hurst Olds Stripe Kits: Gold stripe kit for all 1975 Hurst Olds models. Kit includes all stripes needed, W25 & W30 decals (for whichever you may need), instruction sheet and plastic squeegee for installation.

DC75HO 1975 Hurst Olds Stripe Kit 260.00 kit

W-25

1975 W25 Front Fender Decals: Gold vinyl decals for the front fenders on all 1975 H/O W-25 models. Sold individually for one front fender. Decal measures 7 5/8" wide X 1 7/8" tall. These decals are included in the 1975 Hurst Olds stripe kit listed above.

DC75W25 1975 H/O W25 Decals 9.50 each



1975 & 1979 W30 Fender Decals: Gold Vinyl decal for the front fenders of all 1975 & 1979 W-30s. Sold individually for one front fender. Decal measures 7 5/8" wide X 1 7/8" tall. These decals are included in the 1975 Hurst Olds stripe kit listed above.

DC75W30 1975 & 1979 W30 Decals 9.50 each



1976-77 442 Stencil Kits: Kit provides stencils for painting the 442 on both doors and the 442 decal for the trunk. Available in white or black (trunk decal)

DC767B Black 442 Stencil/Decal Kit 89.00 set

DC767W White 442 Stencil/ Decal Kit 89.00 set



1983 Hurst Olds Decal Kit: Black, silver and red Stripe Kit for 1983 Hurst Olds models. Complete kit includes all stripes for fenders, doors, quarters, front & rear panels and the "Hurst Olds 15th Anniversary" decals for doors and trunk. Each stripe labeled on back for easy positioning on correct panels.

DC83HO 1983 Hurst Olds Decal Kit 319.00 kit



1984 Hurst Olds Decal Kit: Black, silver and red Stripe Kit for 1984 Hurst Olds models. Complete kit includes all stripes for fenders, doors, quarters, front & rear panels and the "Hurst Olds" decals for doors and trunk. Each stripe labeled on back for easy positioning on correct panels.

DC84HO 1984 Hurst Olds Decal Kit 319.00 kit



1985-87 442 Stripe Kit: Gold Stripe Kit for all 1985-87 Oldsmobile 442s. Kit includes double stripes (over wheel openings) and triple stripes for fenders, doors and quarters and '442' decals for doors, '442 Oldsmobile' decals for front panel and trunk. Instruction sheet and plastic squeegee for installation included.

DC857 1985-87 442 Stripe Kit 219.00 kit

FASTENERS, CLIPS AND ASSORTED HARDWARE



Inside Door Handle, Window, and Quarter Window Handle Retaining Clip: Fits 1961-77 All Models.

2451A Clip Package of 10 3.00

SB72 Rear Sway Bar Shims: Used on models with rear sway bar and attaches to trailing control arm. Quantity needed will vary from car to car.

SB72 Sway Bar Shims 2.00 ea.



License Plate Fasteners: Fits 1961-77 Models. Includes 2 nylon fasteners and 2 screws. Each kit fastens one plate.

8418-89 License Plate Fasteners 2.00 ea.

Door Trim Panel Tab: Metal tab clips on edge of door panel for 1964-72 all Models.

12134 Trim Panel Tabs 8.50 pkg of 25



Trim Panel Fastener Grommet: Fits 1964-72 Models using 12134 Metal Door Panel Trim Tab. This is the part that fits in the door. Sold in a set of 25.

TPG647 Trim Panel Grommet 8.50 set

Door Trim Panel Tab: Plastic tabs twist and lock into door panel and fit into hole in door. Fits all 1966-72 models not using metal tabs.

11774 Trim Panel Tabs 8.50 pkg of 25



Handle Bearing Plate: For 1964-77 all with manual window cranks and some Door Opening Handles, check your car for qty. and application.

HBP647 Handle Backing Plate 1.50 ea.

Firewall Insulation Fastener:

For all 1964-72 models.

9878 Firewall Pad Fastener 1.00 ea.



1970-72 Ash Tray Door Spring:
72-3717 Spring 1970-72 2.00 ea.



1968-72 Accelerator Cable Clip:
74-4077 Accelerator Cable Clip 2.50 ea.



Quarter Panel, Door, Wheel Opening, and Vinyl Top Molding Fastener:

Compare to your original. Fits most 1966-72 Models.

81301 Molding Fastener .75 ea.

Finishing Molding Fastener:

Fits 1968-72 models.

10220 Molding Fastener .75 ea.



Fender and Door Molding Fastener: Special reproduction used on all 1968-69 Models. Up to 26 per car.

6869 Molding Fastener 2.00 ea.

Quarter Panel & Belt Molding Fastener:

Fits 1970-72 Most Models.

71601 Molding Fastener .50 ea.



Windshield Molding Fastener:

Used on most 1964-72 Models.

Compare to your original sample.

3369 Molding Fastener .75 ea.

Rear Window Molding Fastener:

For 1964-72 many models. Use picture at right to compare your original.

10243 Rear Window Molding Fastener .75 ea.



Rear Window Molding Fastener:

For most 1964-67 Models. Compare your original to picture.

4523 Rear Window Molding Fastener .75 ea.

Windshield Molding Fastener (upper):

Fits most 1968-72 Models. Compare to your original clip.

10701 Windshield Molding Fastener .75 ea.



1966-72 Convertible Belt Molding Fasteners:

D3635 1964-65 Molding Fastener 2.95

D3640 1966-67 Molding Fastener 2.95

D3645 1968-72 Molding Fastener 2.95



Original "Pinch" Style Clamps: Final detail to your engine compartment. Study application and color to insure you get the proper clamp.

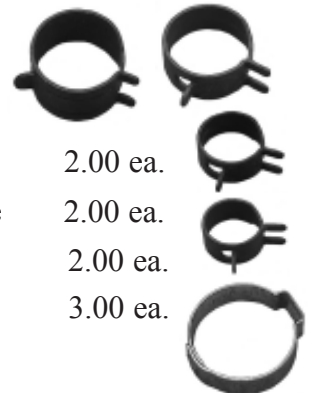
12689 Black 3/8" for PCV and Vacuum hose 2.00 ea.

12686 Olive 3/8" for Fuel Line 2.00 ea.

12685 Black 5/16" for Fuel Line 2.00 ea.

12684 Red 1/4" for Vapor Line 2.00 ea.

18447 Heater Core to Valve 3.00 ea.



FASTENERS, CLIPS AND ASSORTED HARDWARE



Brake Adjuster Rubber Plug:
Fits all 1961-77 models in the brake adjuster hole.
4406 Rubber Plugs (set of 4) 5.00

Bucket Seat Rod End Cap:

Stainless steel cap for application on most 1961-65 Models.
3288 Seat Rod Cap 6.50 ea.



Sun Visor Support Sleeve and Rubber Grommet: Plastic sleeve that slides into visor and rubber grommet used on visor rod. Four piece set services one car and will apply to 1961-72 All Models.

GS6400 Sun Visor Grommet Set 6.00 4 pc. set

Interior Screw Package: 9 different shapes and sizes to service areas such as arm rest bases, door and rear trim panels, sun visors, pillar trim, etc. 80 piece package services all models.



6172 Interior Screw Package 16.50



Roof Rail Weatherstripping Fastener:
Fits 1964-77 All Models.
44701 Fastener .50 ea.

Door Weatherstripping Fastener:

Used on most 1964-77 Models.
11120 Weatherstrip Fastener .50 ea.



Heater Hose Insulator: Used to cushion the heater hose against the alternator bracket. Fits 1968-77 All Models & uses one per car.
HHI68 Hose Insulator 5.50

Carburetor Wing Nut:

Correct and aftermarket wing nut for 1964-77 All Models.
3741 Aftermarket Wing Nut .75
3741A Original Wing Nut 4.50



Wire Harness Tie Down Strap: Used on many Cutlass/442-H/O Models in the radiator support area. Uses up to 6 per car.

3728 Tie Down Strap 1.50 each



Washer Head Bolts: Used to attach radiator shroud and front fenders. Used extensively on 1968-77 models. Size is 5/16-18 X 3/4 Black Oxide with 1/2" head size.

10084 Bolt 1968-77 All models .50 ea.

Bolt with Washer: Front fender and hood hinge attaching bolts with washer for all models. Black Oxide. 11110 is used in 90% of applications.



11109 Bolt 3/8-16 X 1" 1.25 ea.

11110 Bolt 3/8-16 X 1/2" 1.50 ea.



Shims: Front fender adjusting shims for all models. Cadmium plated and measures 1 1/8" X 1 1/8" X 1/8" thick.

5077 Shims (25/pack) 8.50 pkg.

Front Plastic Wheel Well Attaching Bolt and Nut Package: For 1968-72 All Black and Red Fender Wells. 40 piece package contains bolts and clip on u-nuts.



9756 Wheel Well Bolt Package 16.50 pkg.



Wheel Opening Molding Screw Package: Bright zinc screws fit all models. Sold in a pack of 35.

9863 Wheel Opening Screws 5.00 pkg.

Tapping Screw Package:

4 different sizes used extensively underhood to mount horn relay, voltage regulator, headlight housings, and other areas. Sold in a package of 40 pieces to service all models.




2973 Tapping Screw Package 8.50 pkg.



Suspension Grease fittings: Fits all models, tie rods, idler arm, u-joints, ball joints, center link, etc. Sold in a pack of 10.

9257A Grease Fittings 8.50 pkg.

LITERATURE

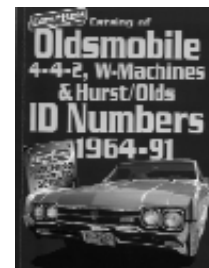


1964-71 Oldsmobile Muscle Portfolio by Brooklands. 136 pages softbound. B673 Contains road tests, performance and technical data, driving reports, model introductions on Cutlass, 442, W30, W31, Starfire, Delmont, Toronado, Rallye 350 and more. Approximately 140 black and white photos. B003 covers Cutlass and 442 only and has different articles than B673

B673	1964-71 Muscle Portfolio	19.95
B003	1964-74 Olds Muscle Portfolio	19.95

Oldsmobile 442, W Machines, & H/O I.D. Numbers 1964-91. Over 150 pages of information, color charts, option numbers and other valuable information to the restorer or prospective owner. Great reference book to demystify your 442 or W Machine from 1964-1991. Published by the editors of Cars and Parts Magazine.

B051	1964-91 442 ID and Numbers Guide	19.95
-------------	----------------------------------	-------



Oldsmobile 442 & W Machine Restoration Guide: by T. Patrick Sullivan. 442 Restoration Guide features over 1000 illustrations. Includes production figures, part numbers, and covers all the 442's in great detail. Also covers Rallye 350, W31, W30, W32, Hurst/Olds, and Pace Cars.

B227	1964-72 442 Restoration Guide	34.50
-------------	-------------------------------	-------

SHOP SERVICE, ASSEMBLY AND FISHER BODY MANUALS

Shop Service Manuals

B63RM	1963 Shop Service Manual	70.00
B64RM	1964 Shop Service Manual (5 pc set)	99.50
B65RM	1965 Shop Service Manual	70.00
B66RM	1966 Shop Service Manual	70.00
B67RM	1967 Shop Service Manual	70.00
B68RM	1968 Shop Service Manual	70.00
B69RM	1969 Shop Service Manual	70.00
B70RM	1970 Shop Service Manual	70.00
B71RM	1971 Shop Service Manual	70.00
B72RM	1972 Shop Service Manual	70.00
B74RM	1974 Shop Service Manual	60.00
B75RM	1975 Shop Service Manual	60.00
B76RM	1976 Shop Service Manual	60.00
B77RM	1977 Shop Service Manual	60.00

Fisher Body Manuals

FBM65	1965 Fisher Body Manual	39.50
FBM66	1966 Fisher Body Manual	39.50
FBM67	1967 Fisher Body Manual	39.50
FBM68	1968 Fisher Body Manual	39.50
FBM69	1969 Fisher Body Manual	39.50
FBM70	1970 Fisher Body Manual	39.50
FBM71	1971 Fisher Body Manual	39.50
FBM72	1972 Fisher Body Manual	39.50
FBM73	1973 Fisher Body Manual	39.50
FBM74	1974 Fisher Body Manual	39.50
FBM75	1975 Fisher Body Manual	39.50



Assembly manuals

B65AM	1965 Cutlass Assembly Manual	29.50
B66AM	1966 Cutlass Assembly Manual	29.50
B67AM	1967 Cutlass Assembly Manual	29.50
B68AM	1968 Cutlass Assembly Manual	29.50
B69AM	1969 Cutlass Assembly Manual	29.50
B70AM	1970 Cutlass Assembly Manual	29.50
B71AM	1971 Cutlass Assembly Manual	29.50
B72AM	1972 Cutlass Assembly Manual	29.50

ORIGINAL LITERATURE & PROMOTIONAL ITEMS

New Color Sales Brochures: Issued by Oldsmobile during the model year. Great items to have in the trunk at shows for display. Some clubs require you have a certain amount of 'spirit items' if you are showing your car.

SF62	1962 F85 Sales Color Folder (new)	20.00
SF63	1963 All Sales Color Folder (new)	25.00
SF65	1965 All Models Color Catalog	25.00
S65	1965 All Models Pocket Catalog	9.00
S66	1966 All Pocket Color Catalog(new)	9.00
SF66	1966 All Models Color Catalog(new)	22.00
SC72	1972 Exterior Color Chip Chart	8.00
SC75	1975 Exterior Color Chip Chart	8.00
SF75	1975 All Models Color Catalog	15.00
SF76	1976 All Models Color Catalog	15.00
SF77	1977 All Models Color Catalog	15.00

Oldsmobile, Hurst Olds & 442 Fender Covers



442 Fender Cover: Black vinyl and white numerals with foam backing to avoid scratches when working on your car. Nice display piece for show.

FC442	442 Fender Cover	24.50
--------------	------------------	-------



Hurst Olds Fender Cover: Black vinyl with white/red Hurst/Olds logo. Foam backing to avoid scratches when working on your car. Nice display piece for show.

FCHO	Hurst/Olds Fender Cover	24.50
-------------	-------------------------	-------



Oldsmobile Fender Cover: Beautiful stitched black vinyl with gold lettered Oldsmobile script. Foam rubber backing to prevent scratches. Size is 22 1/2" X 36".

FC10	Oldsmobile Fender Cover	24.50
-------------	-------------------------	-------



Oldsmobile Service Sign: 12" dia heavy gauge metal painted royal blue, white, and yellow. Great piece for shop or garage wall.

OC01	Olds Service Sign	19.50
-------------	-------------------	-------

Oldsmobile Service Sign: 17" wide embossed tin reproduction of the 60's era dealership signs. Printed in red on a white background.

OC02	Olds Service Sign	24.50
-------------	-------------------	-------



Dr. Oldsmobile Sign: 18" tall embossed tin sign, printed in white, yellow and red. Designed from the later 60's-70's muscle car era Dr. Olds W-Machine advertisements.

OC03	Dr. Olds Sign	24.50
-------------	---------------	-------

Oldsmobile-442-Hurst/Olds Logo

License Plates



LP096 'Oldsmobile' Script License Plate Color is black with gold script. 9.50



LP054 'Oldsmobile 442 A Perfect 10' License plate, Color is black and gold. 9.50



LP053 'Hurst/Olds' Logo License Plate Color is black, white, and red. 9.50



LP103 'Cutlass' Script license plate. Color is black and silver. 9.50



Fusick Automotive Gift Certificates: Available for any amount and customizable for any occasion. Always the right size and color. Contact us for details.

ALUMINUM AIR FILTER PLATES

Air Filter Plate Chrome Retainer: Original chrome finish fits all 1965-68 4 Barrel. Adds the final touch to Air Filter Painted Plates listed below.

3741A	OEM Style Wing Nut	1964-77 All	4.50
FPR657	Air Filter Plate Retainer	1965-67 All 4 barrel	16.50
FPR680	Air Filter Plate Retainer	1968 All 4 barrel	18.50



Ultra High Compression U-shaped Plates: Made out of aluminum with an adhesive backing. Correct color stenciled paint as original. 1964 4 Barrels used one type and 1965-67 4 Barrels used another design. Both are shipped with a protective film on them to prevent scratching, we recommend removing film after installation.

BC123	Fits 1964 4 Barrel	19.50
DC111A	Fits 1965-67 4 Barrel	19.50

'Cutlass' Air Filter Plates: High quality aluminum reproduction air filter plates for 1964-67 'Cutlass' models. One plate is for 1964 while a different plate was used for 1965-67. Use contact cement and air filter retainers to hold onto the air filter lid. Shipped with a protective plastic film.

DC110B	Air Filter Plate 7 1/4" Diam.	All 1964 Cutlass	24.50
DC109A	Air Filter Plate 10" Diam.	1965-67 Cutlass 330 4 Brl.	29.50



'Jetfire' Air Filter Plates: 1967 Jetfire models use a different plate for 2 or 4 barrel carbs. Excellent reproduction with correct colors, design and wording. 2 Barrel plates measure 7 1/2" diam. while 4 Barrel plate measures 10" diam. and has 'Ultra High Compression' printed under 'Oldsmobile'.

DC109B	Jetfire Air Filter Plate for 1967 330 2 barrels	24.50
DC109C	Jetfire Air Filter Plate for 1967 330 4 barrels	29.50

1964-67 '442' Air Filter Plates: Same excellent quality as all the air filter plates. 1964 has 3 painted rings in yellow, orange, and red/orange and the 442 numbers, measures 7 1/4" in diam. 1965-67 Plate measures 9 1/2" diam. and has the 442 emblem painted on.

DC110A	442 Air Filter Plate for 1964 442 option	27.50
DC100A	442 Air Filter Plate for 1965-67 442 option	27.50



1968 Air Filter Plates: There were a number of different air filter plates available in 1968 depending on the engine size or model of car. The 2 Barrel plate measures 8" diam while all the 4 Barrel plates measure 11" diam. For the 4 Barrel plate there are 3 different ones for each engine size available and a separate one for the 442 models. All plates are perfectly reproduced with the correct colors and graphics. Shipped with a protective film to prevent scratches while installing. They are held down onto the air cleaner lid with chrome retainers above and usually a small amount of contact cement to hold it in place.

DC105A	Rocket 350 2 Barrel Air Filter Plate	1968 350 2 Brl.	27.50
DC106A	Rocket 350 4 Barrel Air Filter Plate	1968 350 4 Brl.	32.50
BC130	Rocket 400 4 Barrel Air Filter Plate	1968 400 4 Brl.	32.50
DC107A	Rocket 455 4 Barrel Air Filter Plate	1968 Hurst Olds	32.50
DC108A	442 Air Filter Plate	1968 442	32.50



DECALS

Engine Code Decals: Usually located on oil filler tube. Red printing on a white background.

DC1A	Engine Code Decal	QW	1966-67 400 4 Barrel 4 Speed	3.50
DC1B	Engine Code Decal	QR	1965-67 400 4 Barrel Auto Trans	3.50
DC1C	Engine Code Decal	QN	1966-67 330 4 Barrel W/O AC	3.50
DC1D	Engine Code Decal	QD	1966-67 330 4 Barrel with AC	3.50
DC1E	Engine Code Decal	QA	1966-67 330 2 Barrel W/O AC	3.50
DC1F	Engine Code Decal	QZ	1966 Tri-Power (3 2 barrels)	3.50
DC1	Engine Code Decal	QR	1968-69 400 4 Barrel Auto Trans W/O AC	3.50
DC2	Engine Code Decal	QW	1968-69 4 Barrel Stick W/O AC	3.50
DC2A	Engine Code Decal	QS	1968-69 400 4 Barrel Auto Trans with AC	3.50
DC2B	Engine Code Decal	TN	1968 350 4 Barrel Auto Trans	3.50
DC3	Engine Code Decal	QV	1968-69-70 350 Stick	3.50
DC4	Engine Code Decal	QN	1968-69-70-71-72 350 4 Barrel A/T W/O AC	3.50
DC4A	Engine Code Decal	QB	1968-69-70-71-72 350 2 Barrel with AC	3.50
DC4B	Engine Code Decal	QA	1968-69-70-71 350 2 Barrel W/O AC	3.50
DC4C	Engine Code Decal	QP	1968-69-70-71-72-73-74 350 4 Barrel with AC	3.50
DC5	Engine Code Decal	QE	1968-69 Hurst Olds, 1971-72-73 350 4 Speed	3.50
DC6	Engine Code Decal	QX	1968-69 W-31 Stick	3.50
DC7	Engine Code Decal	QT	1968-69 W30 Stick, 1973 Auto Trans with AC	3.50
DC8	Engine Code Decal	QU	1968-69 W32 Auto Trans	3.50
DC9	Engine Code Decal	TS	1970-71 W30 Stick	3.50
DC10	Engine Code Decal	TW	1970-71 455 Auto Trans W/O AC	3.50
DC11	Engine Code Decal	TU	1970-71 455 4 Speed	3.50
DC12	Engine Code Decal	QD	1969-70 W31 Auto Trans	3.50
DC13	Engine Code Decal	TT	1970-71 W30 Auto Trans	3.50
DC15	Engine Code Decal	TL	1970 W30 Auto Trans with AC	3.50
DC15A	Engine Code Decal	TP	1970-71 455 Auto Trans with A/C	3.50
DC15B	Engine Code Decal	TV	1970 455 High Compression with A/C (W32)	3.50
DC16	Engine Code Decal	UO	1972 W30 Auto Trans	3.50
DC17	Engine Code Decal	UL	1972 W30 Stick	3.50
DC18	Engine Code Decal	QK	1972 350 4 Barrel Stick with A/C	3.50
DC19	Engine Code Decal	UD	1972 455 4 Speed Stick	3.50
DC20	Engine Code Decal	UA	1972-73-74 455 Auto Trans	3.50

QW QW

QD QD

QZ QZ

QR QR

TN TN

QN QN

QA QA

QE QE

TS TS


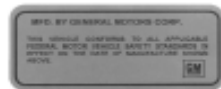
TT TT

TP TP

UL UL

Tire Pressure and Door Jamb Decals: I.D. Number decal is sent blank, you need to fill in the appropriate information. Mark of Excellence is a foil decal while tire pressure decals are on a paper backing like original.

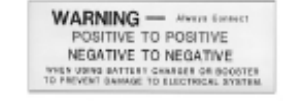
DC21	Manufacturers I.D. Number Decal (2 piece)	1970-75 All	8.75
DC22	"GM Mark of Excellence" Door Decal	1966-72 All	4.00
DC23	Tire Pressure Decal (door jamb)	1966 All	3.50
DC24	Tire Pressure Decal (door jamb)	1967 All	3.50
DC25A	Tire Pressure Decal (door jamb)	1968 442 & Hurst Olds	3.50
DC25D	Tire Pressure Decal (door jamb)	1968 Cutlass	3.50
DC25	Tire Pressure Decal (door jamb)	1969 442	3.50
DC25E	Tire Pressure Decal (door jamb)	1969 Cutlass	3.50
DC25B	Tire Pressure Decal (door jamb)	1970 Cutlass	3.50
DC25C	Tire Pressure Decal (door jamb)	1970 442	3.50
DC26	Tire Pressure Decal (door jamb)	1969 Hurst Olds	3.50
DC27	Tire Pressure Decal (glove box)	1971-72 All	3.50
DC26A	Tire Pressure Decal (glove box)	1973 Cutlass All exc. H.O.	3.50
DC26B	Tire Pressure Decal (glove box)	1973 Hurst Olds	3.50
DC26C	Tire Pressure Decal (glove box)	1975-76 All Cutlass	3.50



DC27A	Glove Box Maintenance Decal	1971-72 All	4.50
DC27B	"Your New Olds" Sun Visor Decal	1973 All	4.50

Engine Compartment and Air Filter Decals: Best quality decals on the market.


DC35	Air Filter Decal (Top)	1969-72 Rocket 350 2 Barrel	7.50
DC36	Air Filter Decal (Top)	1969-72 Rocket 350 4 Barrel	7.50
DC36A	Air Filter Decal (Top)	1969-72 Rocket 455 4 Barrel	7.50
DC36B	Air Filter Decal (Top)	1969-72 Rocket 455 2 Barrel	7.50
B134A	Air Filter Decal (Top)	1973-74 Rocket 350 2 Barrel	7.50
B134	Air Filter Decal (Top)	1973-77 Rocket 350 4 Barrel	7.50
B135	Air Filter Decal (Top)	1973-76 Rocket 455 4 Barrel	7.50
DC36F	Air Filter Decal (Top)	1977 Rocket 403 4 Barrel	7.50
DC37	Air Filter Decal Ram Rod 350 (Top)	1969 W31	7.50
DC38	Air Filter Decal Ram Rod 400 (Top)	1969 W30 & W31	7.50
DC39	Air Filter Decal (Top)	1969-73 442 Not O.A.I.	7.50
DC40	"Keep your GM car All GM" Air filter Decal	1968-77 All	4.00
DC41	Ram Air Car Maintenance Air Filter Decal	1968-69 442 O.A.I.	8.00
DC42	Alignment Stripes for Radiator Cap	1968-77 All	2.50
DC43	Engine Cooling System Decal	1970-72 All	4.00
DC44A	GM Anti-Freeze Coolant Protection Decal	1961-77 All	3.00
DC45	442 Valve Cover Engine Specs Decal	1967 442	7.50
DC46	Air Filter Maintenance Decal	1965 330 Engine	3.50
DC47	Windshield Washer Glass Bottle Decal	1964-67 All	4.50
DC48B	Doctor OLDS Decal (Multi-Color Die Cut)	All W Machines	4.50
DC49	Sun Visor Decal (right visor)	1972 All	4.00
DC101	Air Filter Maintenance Decal	1966-67 330 Engine	4.50
DC102	Ultra High Frequency Decal	1966 with Electronic Ignition	7.00
DC103	Battery Connection Instructions	1964-65 All	4.50
DC104	Engine Cooling and Fan Warning Decal	1964-65 All	4.50



Exhaust Emission and Tune-Up Specifications Decal: Usually located on radiator shroud except on DC45 which is a valve cover application. *Printed on aluminum type material.

DC45	*Emission & Tune-up Decal		1967 442	7.50
DC50	*Emission & Tune-up Decal	OM	1968 W30	6.50
DC51	*Emission & Tune-up Decal	OK	1968 400 Stick	6.50
DC51A	*Emission & Tune-up Decal	OC	1968 400 A/T	6.50
DC52	*Emission & Tune-up Decal	OB	1968 350 4 Barrel	6.50
DC52A	*Emission & Tune-up Decal	OA	1968 350 2 Barrel	6.50
DC53	*Emission & Tune-up Decal	OV	1969 400 A/T	6.50
DC53A	*Emission & Tune-up Decal	OT	1969 350 2 Barrel	6.50
DC54	*Emission & Tune-up Decal	06	1969 Hurst	6.50
DC55	*Emission & Tune-up Decal	OX	1969 400 Stick	6.50
DC56	*Emission & Tune-up Decal	OU	1969 350 4 Barrel	6.50
DC57	*Emission & Tune-up Decal	OY	1969 W30	6.50
DC58	*Emission & Tune-up Decal	03	1969 W31	6.50
DC59	Emission & Tune-up Decal	OF	1970 W30 Auto Trans	5.50
DC60	Emission & Tune-up Decal	SI	1970 W31	5.50
DC61	Emission & Tune-up Decal	OJ	1970 Rallye 350	5.50
DC61A	Emission & Tune-up Decal	OM	1970 442 Auto Trans	5.50
DC61B	Emission & Tune-up Decal	SP	1970 W30 4 Speed	5.50
DC61C	Emission & Tune-up Decal	SJ	1970 350 4 Barrel Auto	5.50
DC61D	Emission & Tune-up Decal	SO	1970 350 2 Barrel Auto	5.50
DC61E	Emission & Tune-up Decal	SH	1970 350 2 Barrel Stick	5.50

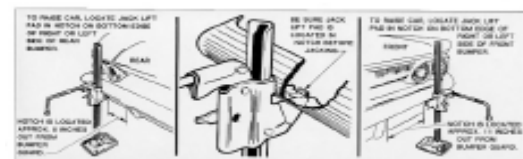
DC61F	Emission & Tune-up Decal	SF	1970 350 4 Barrel Stick	5.50
DC61G	Emission & Tune-up Decal	SE	1970 442 455 Stick	5.50
DC61H	Emission & Tune-up Decal	ON	1970-71 Cutlass SX Models	5.50
DC62	Emission & Tune-up Decal	OE	1971 W30 except AC	5.50
DC63	Emission & Tune-up Decal	OB	1971 350 4 Barrel	5.50
DC64	Emission & Tune-up Decal	OA	1971 350 2 Barrel	5.50
DC65	Emission & Tune-up Decal	OG	1971 455 4 Barrel Auto Trans	5.50
DC66	Emission & Tune-up Decal	OK	1971 455 442 with AC exc W30	5.50
DC67	Emission & Tune-up Decal	OL	1971 W30 Auto Trans with AC	5.50
DC68	Emission & Tune-up Decal	OF	1971 455 2 Barrel Auto Trans	5.50
DC73	Emission & Tune-up Decal	OD	1971 455 442 4 Brl exc W30 & AC	5.50
DC74	Emission & Tune-up Decal	SA	1972 350 2 Barrel	5.50
DC75	Emission & Tune-up Decal	SC	1972 350 4 Barrel Stick	5.50
DC76	Emission & Tune-up Decal	SD	1972 350 4 Barrel Auto Trans	5.50
DC77	Emission & Tune-up Decal	SG	1972 W30	5.50
DC78	Emission & Tune-up Decal	SF	1972 455 4 Barrel Stick	5.50
DC79	Emission & Tune-up Decal	SH	1972 455 4 Barrel Auto Trans	5.50
DC130	Emission & Tune-up Decal	OP	1973 350 4 Barrel Auto Trans	5.50
DC132	Emission & Tune-up Decal	SF	1973 Hurst Olds	5.50
DC134	Emission & Tune-up Decal	OD	1973 455 4 Barrel	5.50
DC136	Emission & Tune-up Decal	OC	1974 350 4 Barrel	5.50
DC138	Emission & Tune-up Decal	OR	1974 Hurst Olds	5.50
DC140	Emission & Tune-up Decal	OK	1975 350 4 Barrel	5.50
DC142	Emission & Tune-up Decal	ST	1975 Hurst W30	5.50
DC144	Emission & Tune-up Decal	ST	1975 455 4 Barrel	5.50
DC146	Emission & Tune-up Decal	SJ	1976 350 Auto Trans	5.50
DC148	Emission & Tune-up Decal	OJ	1976 455 4 Barrel	5.50
DC150	Emission & Tune-up Decal	OD	1977 350 4 Barrel	5.50
DC152	Emission & Tune-up Decal	SH	1977 403 4 Barrel	5.50
DC154	Emission & Tune-up Decal	SH	1977 442 403 4 Barrel	5.50



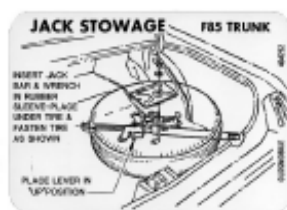
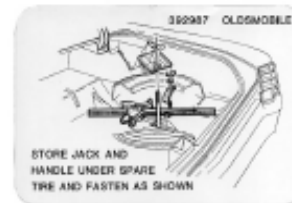
Trunk Compartment Lid Decals: Jack Instructions decal are applied on right side of trunk lid, while jack stowage is on left side of trunk.

Printed on crack and peel paper backing.

DC80	Jack Instructions Decal	1962 All	4.50
DC81	Jack Instructions Decal	1964 All	4.50
DC82	Jack Instructions Decal	1965 All	4.50
DC83	Jack Instructions Decal	1966 All	4.50
DC84	Jack Instructions Decal	1967 All	4.50
DC85	Jack Instructions Decal	1968 All	4.50
DC86	Jack Instructions Decal	1969 All	4.50
DC87	Jack Instructions Decal	1970 All	4.50
DC88	Jack Instructions Decal	1971 All	4.50
DC89	Jack Instructions Decal	1972 All	4.50
DC180	Jack Instructions Decal	1973 All	4.50
DC181	Jack Instruction Decal	1974 All	4.50
DC182	Jack Instructions Decal	1975 All	4.50
DC184	Jack Instructions Decal	1976-77 All	4.50



DC90	Jack Stowage Decal	1964 All	4.50
DC91	Jack Stowage Decal	1965 All	4.50
DC92	Jack Stowage Decal	1966-67 All	4.50
DC94	Jack Stowage Decal	1968 All	4.50
DC95	Jack Stowage Decal for Specialty Wheel only	1969-72 All	4.50
DC96	Jack Stowage Decal for Standard Wheel only	1969-72 All	4.50
DC186	Jack Stowage Decal for Standard Wheel only	1973-74 All	4.50
DC188	Jack Stowage Decal for Specialty Wheel only	1973-75 All	4.50
DC190	Jack Stowage Decal for Standard Wheel only	1975 All	4.50
DC194	Jack Stowage Decal for Standard Wheel only	1976-77 All	4.50
DC196	Jack Stowage Decal for Specialty Wheel only	1976-77 All	4.50
DC97	Anti-Spin Differential Trunk Lid Decal	1964-75 All with Posi	4.50
DC97A	Anti-Spin Differential Trunk Lid Decal	1976-77 All with Posi	4.50
DC98	Jack Assembly Caution Decal	1962-72 All	4.50



CAUTION: THIS CAR IS EQUIPPED WITH ANTI-SPIN DIFFERENTIAL IT WILL DELIVER POSITIVE POWER TO A REAR WHEEL ON THE GROUND EVEN THOUGH THE OPPOSITE WHEEL IS RAISED DO NOT RUN ENGINE WITH CAR ON JACK CONSULT OWNER'S MANUAL FOR ADDITIONAL INSTRUCTIONS

CAUTION FOLLOW JACKING INSTRUCTIONS



OLDSMOBILE CLUB OF AMERICA: For information on the club with over 7000 active members and 25 chapters worldwide, write: Oldsmobile Club of America, Inc., P.O. Box 80318, Lansing, MI 48908. You may also find information on the Internet. The Olds Club of America website address is: <http://www.oldsclub.org>. Dues are currently 40.00 per year. We always have applications available. Please ask if interested.

OLDSMOBILE CLUB PERFORMANCE CHAPTER: Dedicated to Performance Oldsmobiles with a newsletter that includes performance tips, judging standards, parts locating, and more. Membership in the Oldsmobile Club of America (above) is required before joining the Performance Chapter. For further details, contact: Performance Chapter, 155 Sesame St., Springboro, OH 45066

HURST OLDSMOBILE CLUB: Dedicated to the preservation of Hurst/Oldsmobiles only. Newsletter packed with information, parts locating, and more. For further details contact: Hurst Oldsmobile Club, 304 South Clippert Street, Lansing, Michigan 48912

For various **USED** parts such as sheet metal, consoles, OAI hoods and air cleaners, accessories, and other parts where used will sufficiently do the job and new is impossible to find, contact the following individuals. All individuals are responsible quality minded OLDSMOBILE enthusiasts.

Ron's Classic Cutlass
3711 East Lake Rd. 28W
Monticello, IN 47960
Phone: 1-574-583-9763
Fax: 1-574-583-2009

West Coast Sheetmetal
1964 Old Oakland Rd
San Jose, California 95131
Phone: 1-408-286-6537
Fax: 1-408-995-6537

ED FOCHI
222 Grove Street
Lodi, New Jersey 07644
1-973-473-1137

We have a limited supply of the following new old stock parts. Only one of most items. Check each application carefully because there is multiple year usage. Everything sold on a first-come first serve basis.

1993550	Windshield Wiper Switch	1961-62 All 2 speed wipers	24.50
3923420	Engine Oil Pan Plug	1961-63 All	4.50
381334	Front Motor Mounts	1961-63 All	42.00 pr.
7016279	Carburetor Base Gasket	1961-63 All with 4 Barrel	9.50
388171	Carburetor Idle Dashpot	1961-63 All with 4 Barrel	22.00
A124CW	Air Filter Element (new Delco)	1961-63 All with 4 Barrel	18.50
5674363/6	Inner Tie Rods	1961-62 All	49.00 pr.
5675855	Outer Tie Rod Ends	1961-62 All	26.50 ea.
K5085	Lower Ball Joints	1961-63 All	32.00 ea.
1194387	Differential Housing Cover Seal	1961-63 All	8.50
5464221	Front Brake Shoe Set	1961-63 All	38.00 set
5462307	Rear Brake Shoe Set	1961-63 All	38.00 set
NPN	1965 Parking Light Housings, pair (nice used)	1965 All	49.00 pr.
NPN	1966 Park Light Assembly with lens (nice used)	1966 All	35.00
7036095	1966 4 Barrel Choke Thermostat Coil and Cover	1966 All with 4 Barrel	32.50
394926	Rear Axle Sway Bar	1964-67 All 442	125.00
394976	Rear Axle Sway Bar	1968-72 All 442	125.00

INDEX

Part	Page	Part	Page	Part	Page
A		C		F	
A-Frame Seals	43	Choke Tubes	38	Fender Moldings	12-13
Adhesive, Weatherstrip	47	Clamp, Radiator Hose Plastic	32	Fender Ornament, 1966 442	14
Accessory Door Edge Guards	15	Clamps, Radiator and Heater Hose	32	Filler Panel, Rear Deck	22
Air Filters	27	Clips, Molding	70	Firewall Insulation	62
Air Filter Aluminum Plates & Retainer	74	Clutch 'Z' Bars	34	Fisher Body Manuals	72
Air Cleaner, O.A.I. Top	42	Coil Spring, Suspension	35	Floor Mats, Accessory Rubber	65
Applique, Dash Control	56	Console, Bezel and Inserts	56	Floor Pans, Sheetmetal	21
Arm Rest Pads & Chrome Bases	53	Convertible Tops & Boots	63-64	Fuel Pumps	39
Antenna Plastic Nut	24	Convertible Top Switches	64	Fuel Tanks	39
Antenna Mounting Pads	24	Convertible Tack Strips	64	Fuel Lines, Steel	38
Ash Tray	61	Courtesy Lenses	59	Front Bumper, Chrome	19
Assembly Manuals	72	Cover, W27, Differential Housing	26	Front Bumper Plastic Shield	23
Axle Bearings and Seals	31	Cowl Lacing Strip	24	Front Wheel Bearings and Seals	31
B		Cylinder, Brake Master, and Wheel	36	Fresh Air Cables and Knobs	63
Back Up Lenses	17-18	D		G	
Back Up light Housings	26	Dash Bead Chrome Molding	56	Gas Cap, Premium Fuel	39
Backing Plates, Disc Brake	37	Dash Bezels	57	Gasket, Door Handle & Lock Cylinder	45
Ball Joints	35	Dash Control Appliques	56	Gaskets, Park, Tail, Back-up Lamp	17-18
Battery Tray and Hold Down Parts	28	Dash Woodgrain Inserts	57	Glove Box insert	62
Battery Cables	28	Decal, Center Wheel Ornament	25	Grilles	10-11
Battery Cable Tubes	28	Decals, Engine and Body	75-78	Grommet, Antenna Rubber	24
Bezels, Chrome Dash and Console	57	Decals and Stripe kits, Body	68-69	Grommet, Battery Cable Rubber	29
Bezels, Headlight	11	Distributor Cap and Rotor	27	Grommet, Sun Visor Support	71
Bezels, Chrome Tail Light	14	Divider, Trunk at Rear Seat	67	Grommets, Valve Cover	41
Bezels, Side Marker	15	Dome Light Lenses and Housings	59	Ground Strap, Engine	28
Body Decals and Stencil Kits	68-69	Door Edge Guards	15	H	
Body Mount Rubber Kits	24	Door Handles, Exterior	13	Handle, Hood Release 'T'	12
Body Style Descriptions	20	Door Handles, Interior	60	Handles, Inside Door	60
Bolt, Hood Hinge & Fender	71	Door Hinges	23	Handle, Outside Door	13
Bolt, Bumper Mounting, Chrome	19	Door Jamb Striker	23	Handles, Inside Window Crank	60
Boot, Clutch Fork	34	Door Jamb Wiring Boot	26	Harnesses, Wiring	29
Boot, Floor Shift Rubber	58	Door Lock Buttons	53	Headrest Assembly	54
Boot, Door Jamb Wiring	26	Door Sill Plate	65	Headlight Bezels	11
Bracket, Front License Plate	19	Door Panels and Seat Kits	49-51	Headlight Housings	11
Bracket, OAI Hood Lock	42	Drip Rail Moldings	15	Headlight Switches	30
Bracket, Sunvisor	61	E		Headlight Liners	55
Bracket, Bucket Seat Mounting	22	Emblems, Body Exterior	3-9	Headrest Escutcheon & Lock, Chrome	61
Bracket, Console Mounting	22	Emblems, 442	3-4	Heater Control Valve	33
Brake Hoses, Shoes & Pads	37	Emblems, Cutlass	5	Heater Hoses	32
Bushings, Control Arm	35	Emblems, Cutlass Supreme	6	Hinges, Door	23
Bumper, Gas Door Rubber	19	Emblems, C/S, SX, S	8	Hood Insulation Pads	43
Bumpers, Front and Rear Chrome	19	Emblems, Interior	52	Hood Louvers, Chrome	12
Bumper Fillers, Rubber	19	Emblems, Hurst/Olds	9	Hood Locks, Chrome	42
Bumper, Hood, Door Rubber	45	Emblems, Oldsmobile	6	Hood Moldings, Chrome	12
Bumper, Suspension Rubber	35	Emblems, Rocket	7	Horn, Contact, & Button	56
Button, Door Lock	53	Engine Gasket Sets	40	Horn Assemblies	26
C		Engine Paint	38	Hoses, Radiator	32
Cables, Battery	28	Engine Pulleys	31	Hose, Power Steering	31
Cables, Brake	36	Exhaust Manifolds WX, WZ	41	Housing, Dome and Courtesy Lamp	59
Cables, Throttle	38	Exhaust Manifold, Lock Washers	41	Hub Caps, Chrome (Poverty Cap)	25
Cables, Transmission Kick Down	38	Exhaust Manifold, Heat Shroud	41	Hurst/Olds Emblems	9
Cables, Transmission Shift	38	Exhaust Manifold, Heat Tubes	41	Hurst/Olds Mirrors	16
Cap, Gas	39	Exhaust Tips, Chrome Trumpets	42	Hurst/Olds Stripe Kits	68-69
Cap, Oil Filler	39	F		Hurst T-Top Weatherstrip	47
Cap, Radiator	33	Fan Clutch	33	I	
Carburetor Rebuild Kits	39	Fan Shrouds	34	Ignition Bezel, Dashboard	60
Carpet Set, Door Panel Carpet	65	Fasteners and Clips	70-71	Ignition Switches	30
Center Caps, Wheel	25	Fender Covers	73	Ignition Wire Set	27
		Fenders	21	Indicator, Shift Lens	58

Part	Page	Part	Page	Part	Page
I		O		S	
Inside Rear View Mirrors	16	Oldsmobile Scripts	6	Seals, A Frame	43
Instrument Cluster Lens and Bezel	57	Ornament, Front Fender 1966 442	14	Seals, Shift Lever Nylon	58
Insulation, Kick Panel, Under Dash	62	Ornament, Center Cap Rocket	25	Seat Back Escutcheon and Lock	61
Insulation, Under Hood	43	Outer Wheelhouses	21	Seat Backs and Lower Panels	53
Insulator, Radiator Rubber	34	Outside Door Handles	13	Seat Kits and Door Panels	49-51
Intake Manifold Gaskets	40	Outside Rear View Mirrors	16	Sheet Metal and Related Parts	20-23
Interiors, Seat Covers, Door panels	49-51	Overflow Bottle, Radiator	38	Shield, Front Bumper Plastic	23
Interior, Door Handles	60	P		Shifter Boots and Seals	58
Interior, Window Crank Handles	60	Package Tray, Rear Speaker Shelf	55	Shock Absorbers	35
J		Pad, Arm Rest	53	Sound Deadener, Carpet to Floor	65
Jack Shaft Insulator	67	Pad, Rubber Brake-Clutch Pedal	45	Spare Tire Cover	66
Jack Stop Bracket	22	Pad, Firewall Insulator	62	Spark Plugs & Retainers	27
Jar, Washer Fluid	44	Pad, Windshield Pillar	60	Spark Plug Wire Sets	27
Jute Insulation, Package Tray	55	Padding, Seat Foam	54	Spoiler, Rear Deck W35	23
Jute Insulation, Under Dash	62	Paint, Engine	38	Stabilizer Link Kits & Bushings	35
K		Paint, Trunk Spatter	66	Starter Shield	28
Kick Panel Insulation	62	Paint, Wheel	25	Steel Fuel Lines	38
Kick Down Cable, Transmission	38	Painting Light Lenses	17	Steering Center Link & Idler Arm	35
Knob, Shift	58	Pedal, Accelerator	45	Steering Wheel & Parts	56
Knobs, Fresh Air Pull	63	Pinchweld Moldings, Convertible	64	Sun Visor Assemblies	55
L		Piping, bucket Seat Chrome	53	Switches, Convertible Top	64
Lenses, Dome and Courtesy	59	Plastic Inner fender Wells	43	Switches, Electrical	30-31
Lenses, Park, Tail, Back-up	17-18	Plastic Shield, Front Bumper	23	Switches, Power Window	60
Lens, Console (P-R-N-D-L)	58	Power Steering Hoses	31	T	
Lever, Turn Signal, Tilt Wheel	56	Power Window Switches	60	Tail Light Bezels, 1966, 1967, 1969	14
Literature	72-73	Power Window Motors	26	Tail Light Lenses & Gaskets	18
Locks, Chrome Hood	42	Premium Fuel Cap	39	Thermostat, & Housing	33
Locks and Keys, Door, Trunk, Ignition	44	Pulleys, Engine	31	Tie Rods and Ends	35
Louvers, Chrome Hood	12	Pump, Fuel	39	Top Pumps and Cylinders	63
Lug Nuts, Wheel	25	Pump, Water	33	Trumpet Exhaust Tips	42
Lug Wrench Clips	67	Q		Trim Ring, Wheel	25
M		Quarter End Cap Moldings	13	Trunk Mats	66
Manual, Shop and Body	72	Quarter End Cap Seals	24	Trunk Mat, Accessory Rubber	66
Manifold, Exhaust-W/Z-W/X	41	Quarter Panels, Sheetmetal	20	T-Top Weatherstrips	47
Marker Lamp, Side Front and Rear	14-15	Quarter Window Sash Channels	48	Tune-up Kit, Ignition Parts	27
Master Cylinders	36	Quarter Window Weatherstrip	48	Turn Signal and Tilt Wheel Levers	56
Mats, Rubber Floor	65	R		U-V	
Mats, Trunk	66	Radiator Core Support Bushings	24	Under Dash Insulation	62
Mirror, Side View, & Gaskets	16	Radiator Hoses, Clamps	32	Under Hood Insulation	43
Mirror Brackets, Inside	61	Radiator Shroud	34	Universal Joint	40
Molding Clips	70	Radiator Shroud Seals	33	Vacuum Motor, O.A.I.	42
Moldings, Drip Rail	15	Rallye 350 Decal kit	68	Valve Cover Grommets	41
Moldings, Fender and Quarter Chrome	13	Rear Bumpers, Chrome	19	Valve, Differential Vent Plastic	26
Moldings, Hood and Fender Extension	12	Rear Deck Filler Panel, Sheetmetal	22	Vent, Door Jamb	61
Moldings, Vinyl Top	13	Rear End Cover, W27	26	Vinyl Top Moldings	13
Moldings, Wheel Opening	15	Rear Spoiler, W35	23	W-X-Y-Z	
Motor, Power Window	26	Rear Quarter Windlace	62	Water Pumps	33
Mount, Engine and Transmission	40	Regulator, Voltage	31	Weatherstrip, Convertible Top	46
Mounts, Rubber Body	24	Reflector, Door Panel	62	Weatherstrip, Door and Roof Rail	46
Muffler Hangers	40	Regulators, Window	23	Weatherstrip, Quarter Window	48
N		Repair Manuals, Shop	72	Weatherstrip, Trunk	66
New Old Stock	79	Retaining Clip, Seat Belt	61	Weatherstrip, Vent Window	47
O		Rocket Emblems	6-7	Wheel Bearings and Seals	31
O.A.I. Air Cleaner Assembly	42	Roller Assembly, Quarter Window	23	Wheel Opening Moldings, 1970-72	15
O.A.I. Hoods	42	Roof Rail Weatherstrips	46	Wheel Parts, SSI, and SSII	25
Oil Filler Tube and Cap	39	Rubber Bumper Fillers	19	Window Channel Kits (Fuzzies)	48
Oil Indicators and Tubes	40	Rubber Insert, Rear Bumper	19	Windshield Washer Jars and Parts	44
Oil Pressure Sending Unit	31	S		Wiring Harnesses	29
		Screw Package, Interior and Tapping	71	Woodgrain Appliques, Dash & Console	57
		Seal, OAI Air Cleaner Foam	42		