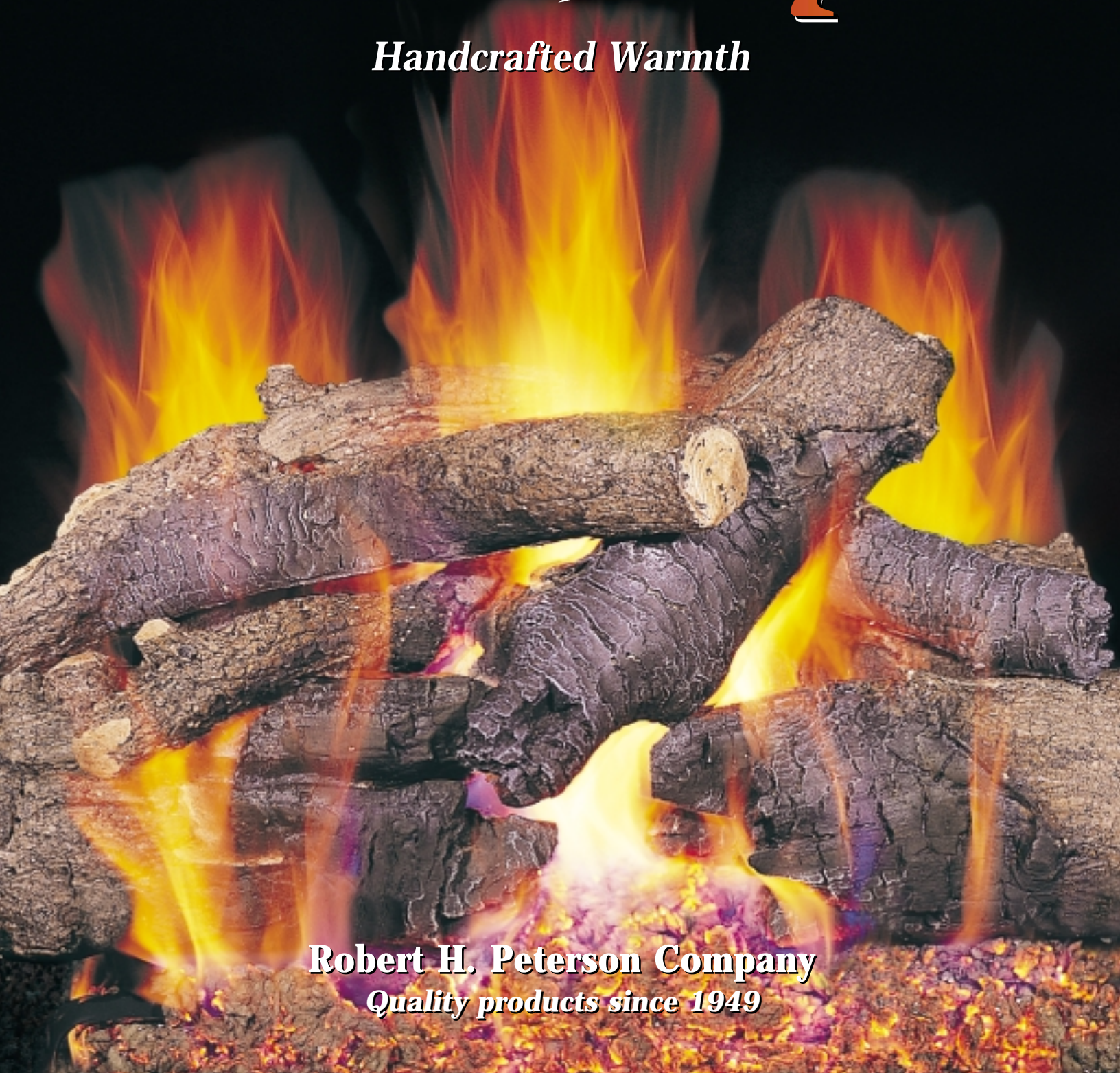


Real Fyre

Handcrafted Warmth



Robert H. Peterson Company
Quality products since 1949

Real Fyre

Dancing flames, red-hot embers, crackling fire — all hallmarks of Real-Fyre Gas Logs for more than 50 years. Vented and vent-free sets replicate a world of natural woods in a wide variety of sizes, from an economical small log set to larger displays. Real-Fyre Gas Logs burn with efficiency while protecting natural resources and reducing pollution. The centerpiece of any family gathering or the focal point of a hotel lobby, a fireplace with Real-Fyre Gas Logs offers realistic beauty, comfort and warmth for a lifetime.

All Real-Fyre Logs are detailed with high definition bark and natural colors for authentic wood realism. Some styles with hand-painted highlights even rival nature's beauty.

Real-Fyre Gas Logs are manufactured using stringent standards and the most advanced technology.

A choice of over 40 different styles practically guarantees a Real-Fyre Gas Log Set for every size and design of fireplace.

**Come experience
Real-Fyre Gas Logs!**



Warmth and Woo



d Fire Realism...

SUPERIOR MATERIALS

Real-Fyre Gas Logs are made of superior refractory ceramics, expanded shales and aggregates, and use an advanced calcium aluminate binder. This combination of materials, pre-fired in a rotary kiln, provides:

- **Greater Compressive Strength**
Allowing finer detailing in the log-making process without breaking or chipping, and producing a longer-lasting log.
- **Higher Bulk Density**
Providing more radiant heat, both while in operation and after the set has been turned off.
- **Better Rheology (Flow Rate)**
Meaning a better texture to the logs, fewer "bugholes," better strength, and less water in the mix, for better consistency of product.
- **Higher Refractoriness**
Real-Fyre refractory material has a Pyrometric Cone Equivalent of 2650 degrees (F), higher than any other log, and higher PCE means better ability to withstand heat over time. Real-Fyre logs won't break down.
- **Lower Iron Content**
Other materials have more iron. Iron turns to iron oxide and changes the color of logs.
- **Steel Reinforcing Rods**
Assuring the integrity of Real-Fyre Gas Logs, precisely sized and designed steel rods are inserted into each log. This provides maximum reinforcement and prevents breakage.



Real-Fyre Gas Log Systems are accepted by national and local building codes and authorities, and are available with one or more of the following listings or certifications:
CSA, RADCO, OMNI, ICC

Proud members of Hearth, Patio and Barbecue Association (HPBA), Gas Appliance Manufacturers Association (GAMA), National Propane Gas Association (NPGA), and National Fireplace Institute® (NFI) Advocate.



The Charred Series VENTED

Amazing burned-through realism



CHARRED OAK (CHD Series)
Sizes 16" - 30"



PIONEER OAK (PN Series)
Sizes 24" - 36"



CHARRED RUGGED SPLIT OAK (CHRRSO Series) Sizes 18" - 30"



CHARRED CEDAR (CHCR Series)
Sizes 18" - 30"



CHARRED SPLIT OAK (CHS Series)
Sizes 18" - 36"



CHARRED FOREST OAK (CHF Series)
Sizes 18" - 30"



CHARRED NORTHERN OAK (CHN Series)
Sizes 18" - 30"

The Charred Series VENTED



CHARRED AMERICAN OAK (CHAO Series)
Sizes 18" - 30"



CHARRED RED OAK (CHRED Series)
Sizes 18" - 30"



BURNT RUSTIC OAK (HCHR Series)
Sizes 16" - 30"



BURNT SPLIT OAK (HCHS Series)
Sizes 18" - 30"



BURNT HERITAGE OAK (HCH Series)
Sizes 18" - 30"



CHARRED MOUNTAIN OAK (CHK Series)
Sizes 18" - 30"



CHARRED ROYAL OAK (CHB Series)
Sizes 18" - 42"



NOBLE OAK (NO Series)
Sizes 18" - 30"

The Designer Series VENTED

Styles to enhance your hearth with natural color and bark details

NEW



AMERICAN OAK (AO Series)
Sizes 18" - 30"



RIPPED SPLIT OAK (HS Series)
Sizes 18" - 30"



RIPPED SPLIT OAK DESIGNER PLUS (HS Series)
Sizes 18" - 36"



WOODSTACK (WS Series)
Sizes 18" - 30"



RED OAK (RED Series)
Sizes 18" - 30"



RUSTIC OAK DESIGNER (HRD SERIES)
Sizes 16" - 42"

Real-Fyre Split Personality Gas Logs offer the versatility of using the original log stack or reversing each log within the set for a totally different look.



Front Stack



Alternate Stack

RUGGED SPLIT OAK (RRSO Series)
Sizes 18" - 30"

The Designer Series VENTED



SPLIT OAK DESIGNER PLUS (SDP Series)
Sizes 18" - 36"



ROYAL ENGLISH DESIGNER OAK (BD Series)
Sizes 18" - 42"



SPLIT OAK (S Series)
Sizes 18" - 30"



WHITE BIRCH (W Series)
Sizes 18" - 30"



WESTERN CAMPFIRE (WCF Series)
Sizes 18" - 30"



FOREST OAK (FO Series)
Sizes 18" - 30"



CEDAR (CR Series)
Sizes 18" - 30"



WOODLAND OAK (WO Series)
Sizes 18" - 30"



GOLDEN OAK DESIGNER PLUS (RDP Series)
Sizes 12" - 60"



COAL GRATE (V Series)
Sizes 18" - 30"

The Classic Series


Ruggedly handsome & environmentally friendly

VENTED



Front Stack

Use original log set or reverse each log within the set for a totally different look!



Alternate Stack

RUGGED OAK (RRO Series)
Sizes 18" - 30"



RUSTIC OAK (HR Series)
Sizes 16" - 42"



GOLDEN OAK (R Series)
Sizes 12" - 42"



POST OAK (PO Series)
Sizes 18" - 30"



ROYAL ENGLISH OAK (B Series)
Sizes 18" - 42"



COASTAL DRIFTWOOD (CDR Series)
Sizes 18" - 36"

The Small Sets Series

Realistic Flame Presentation for Smaller Fireplaces

When smaller is better, these are the right log sets. Perfect for smaller wood-burning fireplaces or where a reduced size and gas usage is desirable, Real-Fyre offers these sets specifically designed for smaller hearths.

The 12" rear width and the 9 1/2" depth allows a full looking set for small or tapered fireplaces.

The Real-Fyre G4-16/19 Glowing Ember Burner System presents a natural wood-like fire. Porthole design and placement create beautiful flames. Ignition is easier than ever. These fuel saving sets use only 39,000 BTUs. Also available: Models # HRDG4-16, HCHRG4-16, HRG4-16, and RG4-16.

VENTED



ONLY 9 1/2" DEEP!



MODEL # RDPG4-19



MODEL # RDPG4-16



MODEL # CHDG4-19



MODEL # CHDG4-16

The Flat Pan Burner



SIERRA PINE OAK (SRPFPB55-24)
Sizes 24" & 30"



CHARRED SUMMIT PINE OAK (CHSPFPB55-24)
Sizes 24"

A full fire look with about half the BTUs of standard vented sets, the **Sierra Pine and the Charred Summit Pine Gas Log Sets** use a unique flat pan burner system. The system is designed with lanced ports and allows the air/gas primary mixture to occur inside the pan. This provides the log sets with a natural and cleaner burn.

Vented Burner Systems

GLOWING EMBER BURNER (G4 AND GX4 SERIES)



These burner systems create dancing flames, maximum glowing effect and provide radiant heat into the room. For Natural and L.P. Gas. From 25,000 to 120,000 BTUs.



Burner Size*	BTU	
	Natural	Propane
12	25,000	25,000
16	39,000	30,000
18/20	75,000	50,000
24	90,000	65,000
30	90,000	65,000
36	120,000*	90,000

* Burner systems exceeding 90,000 BTUs are not included in the RADCO listing. Systems from 42" to 60" also available.

TRIPLE T BURNER (G45 AND G45A SERIES)

This specialized burner accentuates front ember presentation and adds depth to the flame, while maximizing warmth. For Natural and L.P. Gas. From 50,000 to 90,000 BTUs.

G45A Series – Certified to ANSI Standard Z21.60 with factory installed controls.



Burner Size	BTU	
	Natural	Propane
18/20	75,000	50,000
24	90,000	65,000
30	90,000	65,000

GLOWING EMBER BURNER (G5 SERIES)



Advanced burner systems create dancing flames, maximum glowing effect and provide radiant heat into the room. For Natural and L.P. Gas. From 35,000 to 96,000 BTUs. With factory installed controls, safety pilot kit or remote-automatic pilot kit. Certified to ANSI Standard Z21.60.



Burner Size	BTU	
	Natural	Propane
16	55,000	35,000
18/20	75,000	45,000
24	90,000	65,000
30	96,000	75,000
36	96,000	75,000

ADVANCED GLOWING EMBER BURNER (G46 SERIES)

This patented advanced burner system features hidden controls, piezo ignition system and less fuel consumption. For Natural and L.P. Gas. Available with factory installed safety pilot kit or remote-automatic pilot kit. Certified to ANSI Standard Z21.60.



Burner Size	BTU	
	Natural	Propane
18/20	40,000	40,000
24	55,000	55,000
30	65,000	65,000

FP BURNER (G55 SERIES)



This revolutionary flat pan burner system features a unique distributed flame pattern without sand or vermiculite. Available in remote style with factory installed safety pilot kit or manual SPK style. Certified to ANSI Standard Z21.60.



Burner Size	BTU	
	Natural	Propane
24	55,000	55,000

PETERSON VENTED GAS LOG SETS LIMITED WARRANTY HIGHLIGHTS

All Peterson Vented Gas Logs are **WARRANTED** for as long as you own them (lifetime).

All Peterson Burner Assemblies are **WARRANTED** for **TEN (10) YEARS**.

SPK-26 Controls are covered by a **THREE (3) YEAR "All Parts" Warranty**.

All other Peterson Valves, Pilots and Controls are covered by a **ONE (1) YEAR Limited Warranty (excluding batteries)**.

The Vent-Free Series

G18 Series



EVENING FYRE (EFVG18)
Sizes 16"/18", 24" & 30"

Beauty, comfort & warmth with no venting

Enjoy all the beauty, comfort, and warmth of Real-Fyre Gas Log Sets with no venting! All vent-free gas log sets offer an authentic wood stack, dancing flames and substantial heat to warm the room. The full natural flames use a minimum of gas, offering money-saving fuel efficiency. For use in an existing solid fuel burning fireplace, to burn with the damper closed for reliable, supplemental heat. May be used in listed vent-free fireboxes. Remote control options are available. Special decor packs are available to complete the beauty of your fireplace. These sets include an Oxygen Depletion Sensor (ODS) for safe unvented operation and are certified to ANSI Standard Z21.11. These sets are certified and may be used as vented log sets.

G10 Series



CHARRED TRAIL OAK (CHTG10)
Sizes 24" & 30"



CHARRED FRONTIER OAK (CHFRG10)
Sizes 16"/18", 24" & 30"



CHARRED AGED SPLIT (CHASG10)
Sizes 16"/18", 24" & 30"

G9 Series



GOLDEN OAK DESIGNER (RDG9)
Sizes 20", 24" & 30"



SPLIT OAK (SG9)
Sizes 20", 24" & 30"



FOREST OAK (FOG9)
Sizes 20", 24" & 30"

G8 Series



VALLEY OAK (VOG8)
Sizes 16", 20" & 24"
Shown with DP-4 Decor Pack.
Available in 20,000 BTU or 9,500 BTU models.

PETERSON VENT-FREE GAS LOG SETS LIMITED WARRANTY HIGHLIGHTS

All Peterson Vent-Free Ceramic Refractory Gas Logs are **WARRANTED** for as long as you own them (lifetime).
All Peterson Vent-Free Fiber Ceramic Gas Logs are **WARRANTED** for SEVEN (7) YEARS.
All Peterson Vent-Free Burner component parts except valves, pilots and controls are **WARRANTED** for TEN (10) YEARS.
All Peterson Valves, Pilots and Controls are covered by a **ONE (1) YEAR** Limited Warranty (excluding batteries).

Real-Fyre's Vibrant Glass Burners

NEW

Flames dancing amid gem-like crystals, a fascinating combination that mesmerizes while it warms.



Black Glass Burner (GLF-B)



Clear Glass Burner (GLF-C)

Real-Fyre's new **Glass Burner System** brings this enthralling experience to any fireplace. This hot-yet-oh so cool contemporary touch enhances any home or restaurant, particularly ideal for those in the desert or seaside.

The Glass Burner System is easy to assemble and install, and is environmentally safe. There's no mess. Specially formulated tempered and tumbled glass is safe to handle since it has no sharp edges.

Geo-Fyre ceramic shapes add distinctive architectural accents to any Real-Fyre Glass Burner display. Numerous shapes, Geo Dome, Geo Diamond, Geo Tetra, as well as pyramids, cylinders, cones, and spheres are available in two colors, ivory or slate.

Enjoy Real-Fyre's Glass Burner's glittering brilliance for a lifetime. These American National Standards Institute (ANSI) certified Glass Burners are fueled by Pan Burners (PB Series) that are available with assembled safety pilot kits, and with convenient standard or variable remote controls. Available for use with natural or propane gas.

For 18", 24" and 30" burners. Additional colors available: bronze, emerald green, and sapphire blue.



Geo-Fyre

The See-Thru Series

Specially designed for See-Thru and Peninsula fireplaces

VENTED



CHDG45-2-24-14M shown.

G45-2 Series features:

- Individually handcrafted logs
- Wood style grate
- Realistic glowing embers

Available in Charred Series, Designer Series and Classic Series, sizes 18" to 30". 75,000 to 100,000 BTUs (Natural gas) & 60,000 to 80,000 BTUs (Propane gas) certified by OTL & RADCO. Available with pre-assembled on/off, safety pilot, or wireless remote system.

VENT-FREE



Model # EFVG18-2-24-15 shown.

G18-2 Series features:

- The most authentic vent-free log set ever!
 - Intricately sculpted bark detail
 - Vivid natural ember bed with Bryte Coals
 - Clean, high efficiency vent-free burner system
- Available in sizes 16" / 18" and 24". 40,000 BTUs certified by OTL for Natural or Propane Gas. Also available with Manual Flame Control, On/Off Remote, Variable Remote or Electronic Variable Remote.



Control Systems

Fingertip control that's easy & reliable!

Real-Fyre **Remote Control Systems** are designed to provide the ultimate in convenient and reliable lighting of Real-Fyre Gas Log Sets. With a number of optional remote control features available, these systems come with a gas valve, pilot assembly (for instant lighting), basic remote receiver and transmitter, and protective heat shield. All our control systems use valves certified to ANSI Standards.


The SPK/APK/EPK Control Systems are easy to install, use no electricity, increase air flow to the valve, have heat shielding for greater protection, and include a built-in safety feature that shuts off gas flow should the pilot flame go out. All our control systems are certified to ANSI Standards for Natural and Propane gas.




EPK-1



APK-15



APK-16



SPK 26 with low profile valve.

Peterson brings you state-of-the-art technology with the ultimate in control and convenience for your hearth. Select the remote system with the features you desire.



VR-2A

VR-1A

Deluxe Variable Remote/Transmitter Kit (VR-2A)

- Remote Flame Height Control
- Thermostatic Control
- Room Temperature

Basic Variable Remote/Transmitter Kit (VR-1A)

- Remote Flame Height Control



Model # PCDC-1



Model # WCDC-1



RR-2A

RR-1A

Deluxe "On/Off" Remote/Transmitter Kit (RR-2A)

- Remote "On/Off" Control
- Thermostatic Control
- Room Temperature

Basic "On/Off" Remote/Transmitter Kit (RR-1A)

- Remote "On/Off" Control

Optional pine cone or wood chunk decorative covers are available to conceal remote control receivers.

Basic transmitter and receiver are now included with each remote valve control system.



Decor Packs

Transform any hearth into the magnet of family activities with Real-Fyre logs and accessories.

The effect and enjoyment of a fireplace is enhanced by its accessories. There are a number of **Decor Packs** shown on this page that combine a variety of these decor accessories to contribute to an even more inviting home.



Decor Pack DP-1

DECOR PACK DP-1 includes

- Oak Branches (2)
- Pine Cones (4)
- Ember Glow
- Fireplace Glue



Decor Pack DP-2

DECOR PACK DP-2 includes

- Pine Cones (3)
- Wood Chunks (4)



Decor Pack DP-4

DECOR PACK DP-4 includes

- G8 Cover Plates
- Wood Chunks (5)
- Lava-Fyre Coals (6 lbs.)
- For G8 Vent-Free sets only



Decor Pack DP-5

DECOR PACK DP-5 includes

- Bryte Coals
- Lava-Fyre Coals (6 lbs.)
- Wood Chips (2)
- Pine Cones (2)



Decor Pack DP-7

DECOR PACK DP-7 includes

- Bryte Coals
- Lava-Fyre Coals (6 lbs.)
- Wood Chips (2)
- Pine Cones (2)
- Acorns (2)

Accessories

Defy the eye with the many hearth accessories available from Real-Fyre. Make seasonal changes to the look of a fireplace or just add new elements. It all stacks up to amazing wood fire realism.



STAINLESS STEEL FIREBACK

The Fireback accessory compliments any Real-Fyre Gas Log Set while accenting the liveliness of the flames and radiates heat into the room for greater warmth through its reflective surface. Heavy 20 gauge stainless steel construction with delicate laser-cut baroque pattern for a distinctive look, the Fireback is available in 18", 24" and 30" sizes to fit your fireplace. (FBS)

DECORATIVE COVERS

Pine cone or wood chunk decorative covers are available to conceal remote control receivers. Pine Cone (PCDC-1), Wood Chunk (WCDC-1).



PCDC-1

WCDC-1



DECORATIVE PINE CONES

Hand colored. (PC-4 Designer) or (PCW-4 Wilderness)



WOOD CHIPS

Realistic accents. Available in Designer (WC-6) and Charred (WCH-6).



DECORATIVE OAK BRANCHES

Ideal for decorating fireplace or hearth basket. BR & BRD Series, sizes 9", 17" and 21".



SD BONUS

SS BONUS

BONUS LOGS

Customize your fireplace and log set. SD Bonus (Designer), SS Bonus (Split) & SB Bonus (Birch). Sizes 13" and 14".



ACORNS

These handpainted acorns will add detail to your fireplace. (AC-6)



WOOD CHIP RING

Set this Wood Chip Ring directly in the embers of your log set and watch the flame dance through the middle. (WCRD-1)




CRACKLER

Replicates the sounds of a wood burning fire. (CC-1) May be used with decorative pine cone (PCDC-1) or decorative wood chunk (WCDC-1).



FRONT BURNER ACCESSORY

Increases the size of the front flame. Sizes 18, 24" and 30". (FBA)



CAST IRON FENDER

Expertly crafted, this fender will beautify the hearth. (FF-04)



LAVA FYRE GRANULES AND COALS

For covering bottom of fireplace. Lava Granules (LF-5 or LF-10). Lava Coals (LFC-10).



VERMICULITE GRANULES

For use with Flame Pan and Glowing Ember burners. (LF-15)



SELECT SAND

For use with Glowing Ember burners. Natural gas only. (CS-10)



EMBER GLOW

Creates appearance of red hot embers. (EM-1)



Outdoor Entertaining Possibilities!

The Outdoor Fireplace

Real-Fyre Stainless Steel Burner Pan is a must for any outdoor fireplace. Its features include:

- 18 gauge stainless steel construction
- Weather-resistant for either outside or inside use
- Compatible with Real-Fyre Vented Gas Logs
- Available in sizes 18" /20" , 24" , and 30"
- Natural or Propane gas options
- Propane units come fully assembled with a safety pilot system
- Stainless steel grate also available



Model # G4-24P-SS
(Pilotless ignition system standard
on propane units as shown.)



Tabletop Campfyre & Outdoor Campfyre

The Tabletop or the Outdoor Campfyre makes a versatile centerpiece for any outdoor occasion. New and expanded selections of models with a wide range of options from beautifully realistic designer logs and branchers, lava granules, coals, stones or glass. Refer to our new Outdoor Campfyre catalog for details.



Ask about our other quality home products.

SOLD BY:



Robert H. Peterson Co.

14724 EAST PROCTOR AVE., CITY OF INDUSTRY, CA 91746

LOG ON! www.rhpeterson.com



*Due to differences in installation, flame patterns may vary. This literature may not be copied, photocopied, reproduced, translated, or published in any electronic or machine-readable form in whole or in part without prior written approval of Robert H. Peterson Co.

No.: L-A1-01807