

This is where your feet are completely in control. Shifter pegs, foot pegs, steps, brake pedals, floorboards and forward controls. No matter if you are looking for a stock replacement part, or a Chrome Plated Custom Billet Aluminum set of forward controls, most of them are here. Can't find what you want than also check out the Arlen Ness forward controls in chapter 25 of this catalog. To name a few novelties: Floorboard relocation kits for Softails, Performance Machine mid-mount "Contour" forward controls for Custom Built Bikes, and chrome passenger pegs that fit on almost any model.



Floorboard relocation kits for Softails



Performance Machine mid-mount "Contour" forward controls for Custom bikes



Chrome passenger peg kits



CUSTOM O-RING RIDERS PEGS

362013 Show-chromed die-cast custom pegs. Fits Sportster 1954 thru 1990, FX 1971 thru 1985 riders peg and FLH passenger (OEM 50939-52).



O-RING DRIVER PEGS

362115 Fits FXR models from 1982 thru 1994 as well as 1991 to present Sportster and Dyna models. Sold in pairs (OEM 50913-89T).



O-RING PASSENGER PEGS

Show-chromed die-cast custom pegs. Fits most stock Hi-Way brackets as well as passenger brackets on FX/FXR and Sportster models. Available in two lengths, one as a stock replacement length, the other is 1" longer than stock for extra comfort.

362029 Stock length

362033 1" Longer than stock



SHIFT PEG

362021 Fits all models with threaded shifter arms. Sold each

(OEM 34611-65).



UNIVERSAL O-RING FOOT PEGS

362019 Chrome plated die-cast foot pegs with mounting blocks. For many custom applications. Mounting blocks have 3/8" UNF threaded hole. Sold in pairs.



O-RING FOOT PEGS WITH EAGLE PASSION LOGO

Chrome plated O-ring foot pegs with embossed Eagle Passion logo. The perfectly detailed logo has either Chrome or Gold plated finish. Features 2 size clamp for easy mounting on frame or crash bars.

361580 Foot peg set, Chrome finish

361581 Foot peg set, Gold/Chrome finish



UNIVERSAL CUSTOM O-RING FOOT PEG

Show-chromed universal foot peg for many custom applications. Easily mounts to frame or crash bars.

362024 Foot pegs with clamp

362017 Pegs only



EAGLE FOOT PEG SET WITH SQUARE MOUNT

Chromed plated Eagle foot peg set fits all 5/8" square bar mounts. Available with your choice of Chrome or Gold plated Eagle logo on end caps. Sold as a pair.

361576 With Chrome Eagle logo

361577 With Gold Eagle logo



HIGHWAY CRUISER BAR

362102 Designed for the late 1984 to present Evolution Sportster model with alternator motors. Easily mounted between the lower front motor mounts. Complete with O-ring foot pegs.



REPLACEMENT O-RINGS FOR CUSTOM O-RING PEGS

Rings are packed and sold in bags of 10 pcs.

022343 O-rings small, fit shift and kick-pedal

022342 O-rings medium, fit motor mount foot pegs

022344 O-rings large, fit drivers peg

022341 O-ring flat kickpedal

022346 O-ring black diamond (24 pack)



J.B. STYLE ALUMINUM FOOT PEGS WITH STUDS

361093 The look of the future. These aluminum foot peg sets will add a High-Tech look to your motorcycle. The finishing touch for those who want to go just that little bit further than other bike builders. Foot peg set comes complete with studs which allows the use on all Harley models and many other Custom applications.



CUSTOM JB STYLE SHIFT PEG

292087 Highly polished aluminum shift peg. Fits most OEM and aftermarket shift levers.



FOOTPEGS WITH INTEGRATED LED RUNNING LIGHTS

These show chromed aluminum, ball milled, hexed foot pegs have one unique feature. They are the first we have with integrated LED running lights. Lights are pre-wired and are complete with mounts and one extra orange lens.

355035 Chrome Aluminum hexed footpegs with Led running light.



FOLDING CUSTOM-PEGS WITH CLAMP

Beautifully chrome-plated and LOW PRICED folding pegs. Features two sizes of clamp for frame or crash-bar mounting. Sold in pairs.

- 1. **361002** Holly
- 2. **361004** Heart
- 3. **361005** Spade
- 4. **361001** Diamond
- 5. **361006** Club
- 6. **361000** Ribbed

ISO PEGS

These state-of-the-art high quality foot pegs are designed to absorb vibration through use of hollow-core wear-resistant rubber inserts. They are mounted into the peg with a chrome allen bolt. If you are tired of changing O-rings on your old pegs, these are the pegs you need. ISO pegs may be used on early or late models, but are also available in a universal style for many custom applications.




361060 Reinforced ISO rider pegs for models with large female mount, pegs have steel inserts for extra strength



361059 Bar peg, small male mount (pair)

Note: Can not be used as kickstart pedal!



361050 Universal with clamp, mounts to frame or crash bar



361048 Pegs only w/o clamp, 5/8" female mount

361059 Passenger pegs fits Sportster models 1972 thru 1990, FX(R) models 1971 to present

361061 Rider pegs fit FXR models 1982 thru 1994 as well as 1991 to present Sportster and Dyna Glide

361056 Large replacement rubbers sold in packs of 8

361057 Small replacement rubbers sold in packs of 8.



361049 Shift peg fits all models with threaded shifter arms

361058 Shift peg replacement rubbers sold in packs of 3



EXTENDED ISO SHIFT PEG

When you're tired of your boot slipping off your shifter peg, you'll love this shifter peg. It is 1 5/8" longer than our stock ISO shift peg (ZPN 361049) to make it more suitable for man-sized boots.

- 362047** Extended ISO shift peg
- 361058** Replacement rubbers (set of 3)



EXTENDED ISO PEGS

These extended ISO footpegs provide more support to your feet. Available in either a 1" or a 2" extended length, in both small or large male mount. Sold in pairs.

Small male mount, fits most OEM High-Way bars as well as most passenger pegs.

- 361131** 1" extended
- 361132** 2" extended



Large male mount, fits riders pegs on FXR 1982 thru 1994, Dyna Glide models 1991 to present and Sportster models 1991 to present with this type mount.

- 361133** 1" extended
- 361134** 2" extended



WIDE STREAMLINER FOOT PEGS

For those who want to add that something special to their bike and increase the bike's comfort at the same time, these foot pegs are the solution. They feature the same popular design as all the other Streamliner foot pegs and grips, but they are wider, offering extra support and comfort for your feet. Available with three different mounting styles to replace most stock foot pegs.

Fits riders pegs on all models 1952 to present with female mount pegs and FLH passenger pegs.

- 361124** Foot peg set, female mount

Fits FXR driver pegs 1982 to present and Sportster and Dyna Glide 1991 to present.

- 361122** Foot peg set, male mount

Universal 5/8" square mount, for custom application and use on forward controls.

- 361123** Foot peg set, 5/8" square mount



STREAMLINER KICK START PEDAL

These Streamliner kick start pedals are a perfect match with our other Streamliner accessories. They are available in a stock and an extra long version. Sold each.

- 358046** Kick start pedal stock length
- 358048** Kick start pedal extra long



STREAMLINER RIDER PEGS FEMALE MOUNT

Beautiful model Streamliner foot peg set. They feature a thick one piece rubber inside to absorb vibration and are covered by a sleeved chrome plated cover to add a touch of class to your bike. Replaces riders pegs on all 1952 to present with female mount and FLH passenger pegs. These pegs are a perfect match with our Streamliner shift peg and throttle grips.


- 361070** Streamliner foot pegs, female



STREAMLINER PASSENGER PEGS

Chrome plated die-cast passenger pegs with one piece rubber insert to absorb vibration and add a superb custom look to your bike. Fits Low Rider stock Hi-Way bracket and rear bracket on Sportster and FX models. Perfect match with our other Streamliner products.

- 361073** Streamliner passenger pegs



STREAMLINER SHIFT PEG

361076 Streamliner shift peg to match our line of Streamliner products like foot pegs and handlebar grip sets. Fits all models with threaded shift levers. Sold each.

13



**STREAMLINER RIDER PEGS
MALE MOUNT**

Beautiful model Streamliner foot peg set. They feature a thick one piece rubber inside to absorb vibration and are covered by a sleeved chrome plated cover to add a touch of class to your bike. Replaces riders pegs on FXR models 1982 thru 1994 as well as Sportster and Dyna Glide models 1991 to present with male mount. These pegs are a perfect match with our Streamliner shift peg and throttle grips.

361071 Streamliner foot pegs, male, stock length



**UNIVERSAL STREAMLINER
FOOT PEG SET**

361075 Streamliner foot peg set with universal square female mount for all kind of custom applications and for forward control kit use. Use in combination with our Streamliner foot pegs and throttle grips.

SPEEDLINE FOOT PEGS

For a touch of class we have added a grooved end cap to our popular Streamliner foot pegs. These beautiful foot pegs feature a thick rubber "Vibration Absorbing" sleeve covered by a slotted, chrome plated cover and are available for most applications.



**LARGE DIAMETER SPEEDLINE
FOOT PEGS, FEMALE MOUNT**

Large riders peg fits all Sportster and FX models from 1952 to present with this type foot peg mount as well as FLH passenger pegs.

361121 Speedline peg set, large diameter female



**SMALL DIAMETER SPEEDLINE
FOOT PEGS, FEMALE MOUNT**

Large riders peg fits all Sportster and FX models from 1952 to present with this type foot peg mount as well as FLH passenger pegs.

361117 Speedline peg set, small diameter female



**SPEEDLINE FOOT PEGS LARGE
DIAMETER, MALE MOUNT**

Fits riders pegs on FXR models 1982 and later, Dyna Glide models 1991 to present and Sportster models 1991 to present with male mount.

361119 Speedline peg set, large diameter male



**SPEEDLINE FOOT PEGS SMALL
DIAMETER, MALE MOUNT**

Fits riders pegs on FXR models 1982 and later, Dyna Glide models 1991 to present and Sportster models 1991 to present with male mount.

361116 Speedline peg set, small diameter male



**SPEEDLINE FOOT PEGS LARGE
DIAMETER, 5/8" SQUARE FEMALE
MOUNT**

This universal square female mount fits many custom applications and forward control kits.

361120 Speedline foot peg set, large diameter 5/8" female

NOTE: ALL DRIVER AND PASSENGER PEGS ARE SOLD IN PAIRS.



SPEEDLINE FOOT PEGS SMALL DIAMETER, 5/8" SQUARE FEMALE MOUNT

This universal square female mount fits many custom applications and forward control kits.

361118 Speedline foot peg set, small diameter 5/8" female

JB STYLE FOOTPEGS

Chrome plated foot pegs with wide rubber bands that not only look good, but are very functional too. The rubber bands stop your feet from slipping off the pegs absorb, vibrations and guarantee a comfortable ride. Will match perfectly with our grip sets ZPN 351537 & 351535.



LARGE FEMALE MOUNT

Fits Sportster models and FX models 1952 and later with this type mount as well as FLH passenger mount.

361084 Large, female mount



LARGE MALE MOUNT

Fits riders peg on FXR models 1982 thru 1994, Dyna Glide models 1991 to present and Sportster models 1991 thru present with this type mount.

361085 Large, male mount



SMALL MALE MOUNT

Fits most stock Hi-Way brackets on FX and XL models and most passenger pegs.

361087 Small, male mount



UNIVERSAL MOUNT

Fits 5/8" square mount. For most forward control and many other custom applications.

361089 Small, 5/8" female mount



SHIFTER PEG

Fits all models with threaded shifter arms.

361090 Shift peg



CHROME PLATED ALUMINIUM BALL MILLED FOOTPEGS

These round foot pegs come with a deep inset foot surface to prevent your foot sliding of the peg. These Billet Aluminum pegs are chrome plated and using a 1/2" UNF bolt for mounting.

355030 Round ball milled footpegs



CHROME FOLDING PASSENGER PEGS

These chrome folding passenger pegs perfectly match our ZPN 056150 and ZPN 056151 forward control sets. For safety and convenience purposes of your passenger the pegs feature rubber bands. These "easy to install" stock replacement pegs are sold in pairs.

351366 Chrome folding passenger pegs



PRO-ONE SCIMITAR FOOTPEGS

Sharp edged, drilled and all chrome billet aluminum, a very nice yet functional design by Pro-One. Foot pegs have a deep inset to prevent slipping. Fits all models using male end foot pegs. Overall length is 6 1/2" (17 cm). Sold in pairs.

731900 Scimitar footpegs



PRO-ONE BILLET FOOT PEGS FIXED STYLE

Pro-One designed these foot pegs with a deep inset foot surface to keep your foot on the peg. Comes chrome plated for show quality looks. Fits all models using male end foot pegs, 5 1/2" (14 cm) overall length.

237845 Ball milled



PRO-ONE ADJUSTABLE BILLET FOOT PEGS

237872 Some bikes have angled mounts that will point the inset foot surface on custom pegs at an uncomfortable angle. We solved this problem by inventing the first adjustable foot Peg. Simply loosen the center bolt and adjust the peg to the most comfortable angle. Fits all models using male end foot pegs, 5 1/2" (14 cm) overall length.

CHROME PLATED DIAMOND FOOT PEGS

These Diamond foot pegs feature extra heavy duty construction and a thick one piece rubber inside to absorb engine vibration. Available as replacement pegs for driver, passenger and Hi-way bar pegs but also with universal mount for many custom applications. Add a touch of class to your bike by mounting these pegs on forward control, rider peg and passenger locations. Matching shift pegs and throttle grips are also available.



DIAMOND DRIVER PEGS LARGE FEMALE MOUNT

361077 Riders peg for all Sportster and FX models from 1952 up with large female mount and passenger for FLH models (OEM 50939-52). Sold in pairs.



DIAMOND DRIVER PEGS MALE MOUNT

Fits original clevis mount on most models. Has the same diameter as original part.

361078 Footpeg set



DIAMOND PASSENGER PEGS MALE MOUNT

361080 Fits Low Rider stock Hi-Way bracket and rear bracket on Sportster and FX models. Sold in pairs.

Note: Can not be used as kickstart pedal!



DIAMOND UNIVERSAL MOUNT PEGS

361082 Square female mount, fits 5/8" square bar mount as used on many forward controls and many custom applications.



DIAMOND SHIFT PEG

361083 Fits all models with threaded shift levers.



"LIVE TO RIDE" RIDERS PEG

361097 Heavy-Duty ISO style rider pegs with large female mounting. Fits Sportster and FX 1952 and later models rider and FLH passenger. Has a "Live to Ride" logo on rubber pads.



"LIVE TO RIDE" RIDER PEGS WITH RUBBER PADS

361098 Heavy-Duty ISO style Rider pegs with male mount fits FXR models from 1982 thru 1994 as well as Dyna Glide and Sportster models from 1991 to present. Has "Live to Ride" logo on rubber pad.



UNIVERSAL "LIVE TO RIDE" STYLE FOOT PEG SET

361102 "Live to Ride" foot peg set with universal square female mount for all kinds of custom applications and for forward control kit use.



REPLACEMENT RUBBER PADS WITH "LIVE TO RIDE" LOGO

Replacement rubber pads for our line of "Live to Ride" foot pegs.

- 358091** Fits driver pegs (pair)
- 358092** Fits passenger pegs (pair)
- 358093** Fits shift pegs (each)



"LIVE TO RIDE" SHIFT PEG

361103 Shifter peg with Live to Ride logo on rubber pad. Fits all models with threaded shifter arms. Sold each.



ISO-STYLE HEEL REST

To provide more comfort and support for your legs and feet, these heel rests are just the ticket. The chrome plated brackets with rubber heel supports can be adjusted to any desired angle to give the support and comfort of floorboards without losing the slick looks of foot pegs. They mount easily to any stock-style female clevis. Sold in pairs.

- 361104** ISO heel rest



DIAMOND SHAPED FLAT FOOT PEGS

These beautifully shaped pegs are available in plain or with three-dimensional V-Twin emblem. Both are Hi-Lited by a black outline. They have special molded rubber O-rings to prevent your feet from slipping while providing a striking contrast against the bright chrome. Sold in pairs.

- 361036** Peg set with clamp and V-Twin logo
- 361037** Peg set 3/8" stud mount and V-Twin logo
- 361034** Peg set with clamp, plain
- 022346** O-ring set for Diamond shape foot pegs (24 pack)



A.R.T. NON-SLIP FOOT PEGS

Tired of your feet slipping just when you do not need it. You can change all that with these professional quality knurled foot pegs. Advanced Racing Technique re-designed their racing pegs and made them fit all models with male type pegs such as FXR, Dyna Glide and most late Sportster models. Made from solid aircraft aluminum they are precision machined to fit right on your bike. These functional and beautiful pegs match perfectly with our knurled throttle grips (ZPN 238160) and brake pedal pad (ZPN 238161).

- 238159** A.R.T. Knurled Non-Slip foot pegs



A.R.T. NON-SLIP RUBBER BAND SHIFTER PEG

This non-slip shift peg is also used by racers for sure-shifting. It prevents miss-shifts under full power.

238169 A.R.T. Shifter peg



SOFT TOUCH RIDER PEGS

362039 Fully chromed die-cast foot pegs for the rider who wants true comfort. Foam rubber is held in place from both ends by chrome body. Sold in pairs.



SOFT TOUCH PASSENGER PEGS

362041 A matching pair to our ZPN 362039 pegs. Complete with foam rubber covering for the passengers comfort and your pride of ownership.



SHAKER FOOTPEGS

Why don't you take the unique vibration absorbing qualities of the original equipment FXR footpegs and make two new larger-than-stock footpeg sets that will fit most models with female clevis. Well, it is done, Zodiac offers you two complete sets: one set for FXR models is longer than the stock footpegs and has the male shanks rotated at any angle ensuring maximum vibration absorption. This set fits all FXR models (not FXRD(P) from 1982 thru 1994 as well as Dyna Glide (not FXDWG) and Sportster models from 1991 to present. The other set is approximately 1 1/2" longer than stock-footpegs and may be used in conjunction with any stock female clevis, however, they work extremely well on FXWG, Dyna Wide Glide and Softail models. This set fits the front of all Softails (except Heritage and Fat Boy), Dyna Wide Glide and 4 Speed FXWG models from 1980 to present, or any other female footpeg clevis. Both sets are finished with chrome end caps. Sold in pairs.

362043 Fits FXR, Dyna and 1991 up Sportster models

362037 Extended, fits Softail, 4 Speed FXWG, Dyna Wide Glide models



CUSTOM PASSENGER FOOT PEGS WITH V-TWIN EMBLEM

362068 A very distinguished touch to add to our ZPN 362066 rider pegs equipped machine. Complete with matching V-Twin emblem on the end caps. Sold in pairs.



RIDERS PEG WITH CHROME END

361541 Black ribbed rubber pegs with chrome end. Fits all models FX and XL (OEM 50939-52).



UNIVERSAL FOOT PEG WITH CHROME END

362042 Fits all 5/8" square bar, a perfect match with our chrome end riders peg ZPN 361541 and our chrome end kick starter pedal ZPN 362062. Has black ribbed rubber.

FOR ARLEN NESS
FLOORBOARDS SEE SECTION 26



EXTENDED CONTROL PEGS FOR FXWG AND SOFTAIL MODELS

Original style extended foot pegs with chrome shank. Available with or without chrome end caps. Pegs are over an inch longer than stock, they provide just the right amount of additional comfort when a custom air cleaner, carburetor or tank make the standard short pegs difficult to use. Can also be used as passenger pegs to clear the shotguns or other custom exhaust system.

- 362117** Extended control pegs with chrome end caps



PASSENGER PEG SET FOR SOFTAIL MODELS

This kit mounts in the existing tapped holes in the frame below the seat. Provides alternative footrest position for the passenger. Fits all Softail models from 1984 to present, not recommended for Fat Boy or Heritage Softail Classic models due to the width of their seats. Bracket set is also available separately to permit the installation of the foot pegs of your choice.

- 361029** Complete kit with foot pegs
361031 Bracket set only



KUSTOM TECH BILLET ALUMINUM PASSENGER PEGS

Manufactured from aircraft quality billet aluminum and polished to a mirror shine high-gloss finish. These pegs are a perfect example of Italian style and design. These folding pegs have a rubber inlay that will prevent your feet from slipping off for your safety and convenience. The sleek design will perfectly match with Kustom Tech's contoured forward controls and handlebar controls.

- 741143** Polished
751143 Black anodized **NEW**



PERFORMANCE MACHINE CONTOUR PASSENGER PEGS

PM's Contour passenger pegs for V-Rod models that match the Contour forward controls. They come with folding pivot and are highly polished.

- 722176** Contour passenger pegs



CHROME MID MOUNT FOOT PEG KIT

Designed to provide the rider with an alternative place to rest his feet on long rides. These beautifully chrome-plated mid mount foot peg kits are of the highest quality, and include a right-side mounting bracket, a new chrome inspection cover, foot peg clevis', mounting hardware and non-slip rubber foot pegs with chrome ends. In case other than the supplied foot pegs are desired, brackets and hardware are also available without the foot pegs or their mounting clevis'.

Complete kits (with footpegs)

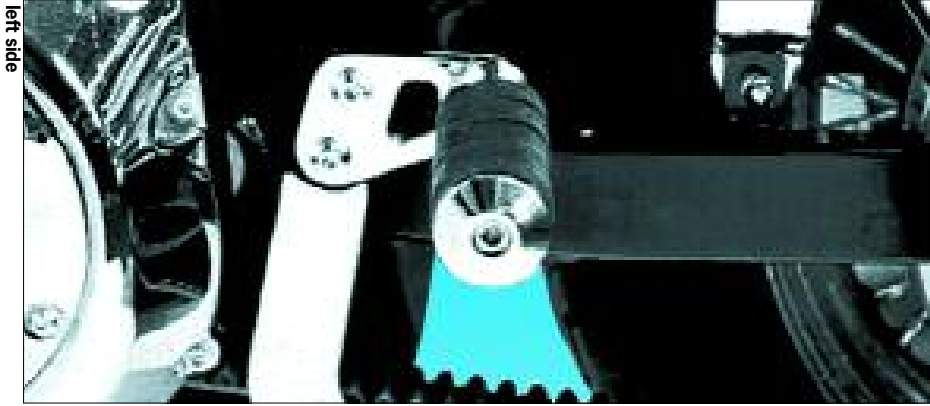
- 362111** Fits FXWG and 4 Speed Softail models from 1980 thru 1986
362112 Fits all Softail models from 1986 to present

Mounting bracket kits (without foot pegs)

- 362113** Fits FXWG and 4 Speed Softail models from 1980 thru 1986
362114 Fits all Softail models from 1986 to present

PASSENGER PEG MOUNTS

361565 Replacement chrome passenger peg mounts for all 1983 to present Sportster models. Sold in pairs (OEM 50610-86T).



left side



TRANSMISSION MOUNT PASSENGER BRACKET

361545 Custom passenger mount bracket for Harley Big-Twin rigid frames. Use with our 3/8" stud mount foot pegs.



right side



FOOT PEG EXTENSION KIT

Riders looking for increased riding comfort will appreciate these foot peg extensions. They are installed easily, simply bolts in the female foot peg clevis in the Original Equipment shifter and brake control brackets. Machined from strong 3/8" thick, chrome plated steel plate. Will move your footpegs forward and lower. Includes chrome plated foot peg clevis and necessary hardware. Fits all FXWG and Softail models.

CHROME PASSENGER PEG BRACKET COVER SET FOR DYNA GLIDE

Hide those unsightly rear brackets that support the rear fender and passenger pegs with these chrome covers. They install in minutes right over the stock brackets, and fit all Dyna Glide models from 1991 to present. Kit contains a cover for the right side passenger peg and fender support, a cover for the left-side rear fender support, and a cover for the left-side passenger peg support.

302060 Bracket cover set



PASSENGER PEGS, BRACKETS AND SUPPORTS FOR HARLEY FX

Direct replacement pegs, brackets and supports for Harley FX models. Can also be used to replace the 1982 and later one piece stamped/welded rear footrest bracket as well as for the large FL aluminum adjustable rear footrest used on 1977 thru 1984 4 Speed models.

361040 Foot peg set, chrome finish (pair) (OEM 50907-69A)

361546 Chrome left and right mounting plate (1/4" thick)


361548 Mounting set complete includes plates, supports and mounting hardware, all chrome finish

362121 Foot peg extension kit



"COMFORT KIT" PASSENGER PEGS

362100 Chrome plated reinforced 3/8" thick steel plates to relocate the passenger pegs on all Harley FXR models. These plates will locate the pegs several inches higher and further forward for improved passenger comfort. Complete with chrome plated hardware.



CHROME FOOT PEG CLEVIS SET

346179 These universal clevis sets may be used to mount most Original Equipment or after-market foot pegs with male shanks. They come complete with mounting hardware. Sold in pairs.

13



HI-WAY PEGS SUPPORT FOR HARLEY FX-XL

Beautifully chrome-plated Hi-Way peg supports. Take OEM or Zodiac Hi-Way pegs. Includes all hardware needed, fits FX and XL.

362051 Hi-Way peg supports for FX and XL



HI-WAY PEG SUPPORTS FOR DYNA SUPER GLIDE

Hi-Way peg supports are the answer for long haul comfort. This support kit can be used with any of our male mount footpegs and is an easy bolt-on accessory for any 1995 to present Dyna Super Glide. Comes complete with all required hardware and has a chrome plated finish. Matching male mount pegs can be found elsewhere in this chapter.

361601 Hi-Way peg supports for Dyna Super Glide (OEM 49019-95)



BULLET-STYLE FOOT PEG SUPPORTS

233484 3/82-24 Stud, zinc plated. Fits FL models from 1965 thru 1984 and FX models from 1971 thru 1985 (OEM 50973-65).

233485 1/22-20 Stud, zinc plated. Fits FL models from 1941 thru 1964 and FX models from 1971 thru 1972 (OEM 52683-74).



PASSENGER PEG RELOCATION BRACKETS FOR SOFTAIL MODELS

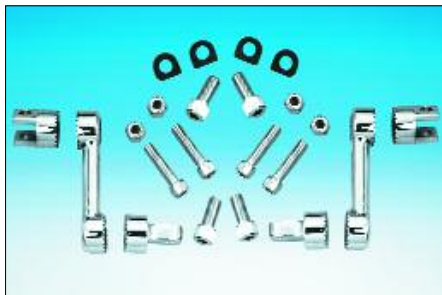
162274 These chrome brackets install under the stock mounting screws that attach the fender struts to the frame on Softail models. They are designed to relocate the OEM foot pegs to a more comfortable position for passengers who like to lean back against the sissy-bar. Fits all Softail models from 1984 to present. Mount in minutes, sold in pairs.



UNIVERSAL CRUISER PEG MOUNTS FOR 1 1/4" ENGINE GUARDS

These chrome plated billet aluminum clamps allow the installation of any of our male mount foot pegs on 1 1/4" diameter engine guards and frame tubes. Clamps come complete with mounting hardware. Sold in pairs.

362123 1 1/4" Cruiser peg mounts (OEM 50957-02)



ADJUSTABLE FOOTPEG MOUNT KITS

Designed to bolt to the passenger footpeg mounting point. These kits include everything necessary to make the conversion. They feature perfect chrome-plating on the individual components. The pegs can be rotated in a 360 degrees. Peg mounts are available for Softail models from 1984 to present but also for FXR models 1982 thru. We also have a kit available with female mounts. This kit includes all necessary hardware.

Note: Footpegs are not included.

Passenger kits

361569 Softails

361570 FXR

Driver Kits

361571 For female mount footpegs



PASSENGER PEG MOUNT BRACKET SET

361031 This bracket kit mounts in the existing tapped holes in the frame below the seat. Fits all Softail models from 1984 thru 1991. Not recommended for Fat Boy or Heritage Softail due to width of their seats. Also usable for many custom passenger pegs mounting applications.



ADJUSTABLE PASSENGER "SHAKER" MINI-FLOORBOARD

Mini-floorboards with vibration-absorbing dampers to give your passenger a comfortable ride. The brackets enable to move the floorboards a full 7/8" (22 mm) fore-to-aft and rotate them 360 degrees, so optimal comfort can be obtained. All components feature flawless chrome-plating for perfect looks. All kits come complete with all mounting hardware.

057046 Fits all FLT, FLHT and FLHS models from 1987 thru 1992



ADJUSTABLE PASSENGER'S MINI-FLOORBOARD KIT FOR SOFTAIL MODELS

This kit is designed to bolt to the passenger foot peg mounting points on all Softail models. It has a 7/8" (22 mm) fore-to-aft movement and can be rotated 360 degrees. Kit includes everything necessary to make the conversion and features flawless chrome-plating on the individual components. Fits FXST, FXSTC, FXSTS and FLST models from 1984 to present, and FLSTC models from late 1987 thru 1989.

057055 Passenger mini floorboard set



ADJUSTABLE "SHAKER" MOON FLOORBOARDS

An innovative design which provides a versatility lacking in other floorboards. The forged and chrome-plated mounting brackets permit a full seven inch fore-aft adjustment along with angle and height adjustability. The use of rubber bumpers ensures a comfortable ride and no vibrations to your feet. Fits all 4 Speed FXWG models from 1980 thru 1986, all Softail models 1984 to present (except Heritage and Fat Boy) and all Dyna Wide Glide models 1990 to present. However, they can be installed on any late-model motorcycle with clevis-style footpeg mounts.

057020 Adjustable Shaker floorboards (set)



LATE MODEL RECTANGULAR "SHAKER" FLOORBOARDS.

057040 These rectangular "Shaker" floorboards are stock replacement items for crash-damaged or used motorcycles. They fit all 5 Speed FLT, FLHT, FLHS Heritage Softail and Fat Boy models from 1980 to present. Sold in sets (OEM 50621-79).

13



MOON FLOORBOARDS FOR BIG-TWINS

Beautifully chrome plated floorboard set, a perfect copy of the early original floorboards. Stock replacement for Big-Twins 1941 thru 1965, but will also fit the original brackets on all 4 Speed Big-Twin models 1940 thru 1984.

361502 Floorboard set (OEM 50603-40)

358021 Replacement rubbers, set of 2 (OEM 50640-40)



LATE MODEL "SHAKER" MOON FLOORBOARDS

057041 Classic style floorboard set which fits all 5 Speed FLT, FLHT, FLHS Heritage Softail and Fat Boy models from 1980 to present. Depending on which way they're installed, you'll end up with your feet 1" (25 mm) further ahead or further behind the stock position. This makes it possible to tailor your foot placement for increased comfort (OEM 50599-89T).

ADJUSTABLE FLOORBOARD KITS

The latest design of adjustable floorboards provides the rider with a versatility lacking in other floorboards. The kit permits a full seven inch of forward-aft adjustment along with angle and height adjustability. The chrome plated and forged mounting brackets ensure strength and durability. Available with our popular floorboards as well as our latest style Shaker floorboards. Both models are designed to fit all 4 Speed FXWG models from 1980 thru 1986 and all Softail models or Dyna Wide Glide models 1984 to present (except Heritage and Fat Boy). The floorboards can also be used as passenger floorboards on Softail models or on any late model motorcycle with clevis-style foot peg mounts.



MOON FLOORBOARDS WITH USA LOGO

361566 Beautifully chrome plated floorboard set, a perfect copy of the Harley-Davidson floorboards. Fits all Big-Twins 1941 thru 1984. Features USA logo in rubber pad (OEM 50603-40).



PASSENGER FLOORBOARDS FOR FL & FLH MODELS

Chrome plated passenger floorboards. Offer more comfort for the passenger. Easy to install (set of 2).

361507 Passenger floorboards

361542 Replacement floorboard rubbers



057068 Adjustable "Shaker" floorboard kit



"SHAKER" MOON FLOORBOARDS

361558 Rubber mounted "Shaker" floorboards to replace the early solid mount vibrators. Super chrome really makes your bike outstanding.



057069 Adjustable floorboard kit



FLOORBOARDS FOR BIG-TWIN

Feature anti-vibration rubber bumpers for a smooth ride. Chrome plated finish. Rubbers and bumpers are separately available. Fits the stock mounting brackets on all 4 Speed Big-Twin models 1940 thru 1984. If stock brackets have been removed, replacement bracket kits are available.

057010 Floorboard set
(OEM 50603-74A)

361524 Floorboard rubber
(OEM 50614-66)
(Sold each)

057011 Bumper rubbers
(OEM 50620-74) (set of 8)



BILLET ALUMINUM FLOORBOARD SET

Pro-One billet floorboards are designed to complement the graceful lines of your bike. They feature a ball milled upper surface with a brushed finish and have chrome plated finish. Fits FLT, FLHT, FLHS, Road King, Heritage Softail and Fat Boy 1980 to present. Boards measures 4 15/16" x 12 1/2" (12.5 cm x 31 cm).

237823 Billet floorboard set



TOUR-EASE PASSENGER FLOORBOARD SET

057005 These floorboards provide excellent comfort for the passenger and feature a universal mounting system that promotes easy installation. Some modifications may be required for installation.



FLOORBOARD STUD

Replacement front stud for the left floorboard on FLSTC and FLSTF models (OEM 50989-86). Sold each.

057071 Floorboard stud



BRACKET KIT FOR ORIGINAL STYLE FLOORBOARDS

Complete floorboard mounting bracket sets. Available for early steel primary and later models with aluminum primary. Fits Oval, Oval Shaker and Late Style floorboards.

057032 Mounting bracket set for aluminum primary models

057034 Mounting bracket set for steel primary models




WELD ON TABS

056009 Set of weld on tabs for use with steel primary on FL's where original tabs have been removed or damaged.



FLOORBOARD ADAPTOR

062041 This floorboard adaptor must be used to retain the factory floorboard, when a custom exhaust system is installed, to clear the front pipe. Used on all FLH nosecone models 1970 thru 1984 kick and electric start.



WELD-ON TAB FOR FORWARD CONTROL

233527 Welds to the right hand side of the frame of the late 4 Speed Big-Twin frames without the mounting tab as original equipment. Perfect for mounting Hi-Way pegs or forward controls.

FOR ARLEN NESS
FLOORBOARDS SEE SECTION 26



JOCKEY SHIFT CONVERSION FOR HARLEY BIG-TWIN

Converts the hand clutch and foot shift to hand shift and foot operated clutch. Fits Big-Twin models thru early 1979 with 4 Speed gearbox. Has super looking chrome finish. Takes standard or custom ball (not included).

- 056010** Conversion kit
- 292084** Jockey shift lever only




MECHANICAL BRAKE PEDAL BACKING PLATE

- 291238** Fits all Big-Twins 1936 thru 1957 (OEM 42480-36). Chrome finish.



MECHANICAL BRAKE PEDAL

- 291237** Fits all Big-Twins 1936 thru 1957 (OEM 42402-36). Chrome finish.



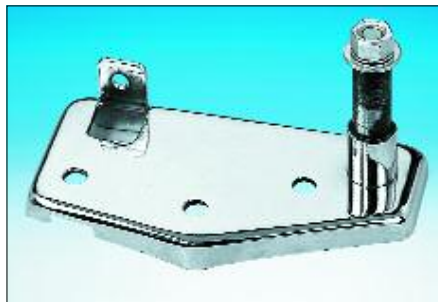
HYDRAULIC BRAKE PEDAL BACKING PLATE

- 291231** Fits all Big-Twins 1959 thru 1969. Chrome finish (OEM 42480-59).




HYDRAULIC BRAKE PEDAL

- 291230** Fits all Big-Twins 1959 thru 1969. Chrome finish (OEM 42402-59).




HYDRAULIC BRAKE BACKING PLATE

- 291248** Fits all FL models 1970 thru early 1979. Chrome finish (OEM 42480-73).



HYDRAULIC BRAKE PEDAL

- 292033** Fits all FL models 1970 thru early 1979. Chrome finish (OEM 42404-73A).



CHROME REAR BRAKE PEDAL


A perfect replica of the OEM rear brake pedal. Beautifully and flawlessly chrome plated. Fits FLSTC and FLSTF models late 1987 to present and FLSTN models 1993 to present (OEM 42407-87B).

- 291236** Brake pedal



REAR BRAKE PEDAL

- 292035** Chrome plated replacement rear brake pedal. Fits all FX models 1972 thru 1985 (not for FXWG) (OEM 42399-72A).

**CHROME BRAKE PEDAL**

362109 This chrome plated rear brake pedal is a "stronger than stock" aluminum forging, and the perfect finishing touch for FXR models with the black and chrome engine package. Fits all FXR models from 1982 thru 1994 (OEM 42523-82 & 42523-87).

**DIAMOND STYLE BRAKE PEDAL PAD**


Beautifully chrome plated brake pedal pad with diamond shaped rubber inserts for sure grip. Bolts on to the Original Equipment brake pedal in place of the stock rubber pad. Fits FXWG, Softail and Dyna Wide Glide models from 1983 to present.

358068 Diamond style brake pedal pad

**STREAMLINER BRAKE PEDAL PAD**

Another addition to our extensive line of Streamliner style products. Die-cast brake pedal pads with a chrome plated finish, with rubber inserts in the popular Streamliner design. Replaces the black rubber pad on all FXWG, Dyna Wide Glide and FXST models from 1983 to present.

358066 Streamliner brake pedal pad

**HYDRAULIC BRAKE LEVER STOP**

291250 Chrome plated brake lever stop, fits all FL models 1970 thru 1979, FX models 1971 thru 1972 (OEM 42411-70T)


**CHROME REAR BRAKE PIVOT COVER**

301817 These chrome plated stamped and beveled covers were designed to cover the pivot point on the brake lever and are held in place by a new socket head screw. They install in just about two minutes. Fits FXWG and Softail models (except Heritage and Fat Boy) from 1983 to present.

**PRO-ONE BILLET BRAKE PAD**

This billet brake pad is easily installed on late model FXWG, FXST, FXSTC, FXSTS, Bad Boy and Dyna Glide models with forward controls. Simply remove the stock pad and install this one with the screw supplied.

237771 Brake Pad chrome

**PRO-ONE BILLET BRAKE PEDAL COVER**

Pro-One's two-piece design features a billet top pad with ball milled lines combined with a lower plate to enclose your stock brake pedal for a custom look. Fits FLT, FLHT Heritage Softail and Fat Boy 1987 to present.

237841 Brake pedal cover chrome



FORWARD CONTROL KIT FOR EARLY SPORTSTERS

An easy-to-install kit for moving the controls to a more comfortable position near the front frame down-tubes. All major components are chrome plated, including ribbed pegs. Also included are oversized rubber-covered brake and shifter pegs and all mounting hardware. Available for 1957 thru 1974 models with the rare right side shifting as well as for 1977 thru 1978 models with the normal left side shifting.

056148 Fits 1957 thru 1974 models

056149 Fits 1977 thru 1978 models

FORWARD CONTROL KIT FOR 2004 TO PRESENT SPORTSTER

These beautifully finished forward controls are available as a stock replacement as well as in a 2" (5 cm) extended kit. Both shift and brake levers are aluminum forgings that have flawless chrome finish. Extended kits mount on the same tabs as the stock replacement controls. Kits include ISO style pegs for more comfort to your feet. Kits include chrome plated mounting hardware.

Chrome forward control for Sportster 2004 to present

056135 Chrome forward control (OEM 33395-04)

056137 2" extended Chrome forward control

237841 Brake pedal cover chrome



FORWARD CONTROL KIT FOR SPORTSTER MODELS

A forward control kit provides a low cruiser look to your motorcycle, with the comfort of extended reach for the long haul. This kit is a chrome version of the stock forward controls as found on 1999 to present XL 883C and XL 1200C models. Kit is very attractively priced, as there are no foot pegs included. These can re-use the stock foot pegs, as well as the shifter peg from your bike. If you prefer a set of new better styled custom pegs, these can found elsewhere in this catalog. Fits 1986 thru 1990 4 Speed, and 1991 to present 5 Speed Sportster models, except 883R. Also available in a 2" extended version for more comfort.

056129 Control relocation kit (OEM 33891-98)

056212 2" extended control relocation kit

Note: Does not work with Screamin Eagle, Vance and Hines, or Supertrapp 2-into-1 exhaust systems

NOTE: WHEN INSTALLING EXTENDED FORWARD CONTROLS ON A MOTORCYCLE, MAKE SURE ALL CLEARANCES ARE CHECKED.

FOR ARLEN NESS FORWARD CONTROLS SEE SECTION 26



FORWARD CONTROL SETS FOR HARLEY-DAVIDSON

Comfort, style and a custom appearance are combined in these American engineered forward

control sets. Available from Zodiac for the latest Harley models. Sets are available for all 5 Speed FXR models Harley-Davidson, Shovelhead or Evolution powered 1982 thru 1994 and for the 1986 to present Evolution powered 883-1100-1200 Sportster. These controls are easy to install without removing the primary covers. All parts are show-chromed and complete with Zodiac's O-ring foot pegs. This is the way to go for easy Hi-Way cruising and a superb Custom look.

- 056025** Evolution Sportster 1986 thru 1990
- 056080** Evolution Sportster 1991 to present with 5 Speed transmission
- 056083** FXR 1982 thru 1994

Replacement brake pedals

- 056079** Fits Sportster sets
- 056078** Fits FXR sets



FORWARD CONTROL KIT FOR DYNA GLIDE MODELS

Chrome plated forward control kit for all Dyna Glide models from 1991 to present. Stock replacement for the Original Equipment parts as fitted on Dyna Wide Glide models from 1993 to present, but can also be used on 1991 to present Dyna Low Rider models when eliminating the mid-mount controls. This kit is easy to install and will fit perfectly.

- 056095** Forward controls for Dyna
- 056097** Shift lever only (OEM 34564-90A)



EXTENDED FORWARD CONTROL KIT

For the long-legged riders who want to convert their mid-mount controls to a more comfortable and extended forward position, we offer a very complete extended control kit to fit all Dyna Glide models 1991 to present. This beautifully chrome plated kit locates the foot peg and controls position approx. 2" (5 cm) further forward than the OEM footpegs. Fits all 1991 to present Dyna Glide models. It includes all necessary parts including an extended and reinforced brake rod.

- 056096** Extended forward control kit for Dyna models
- 056097** Shift lever only (OEM 34564-90A)




FORWARD CONTROL EXTENSION KIT FOR DYNA'S

This extension kit locates the foot pegs and controls approx. 2" (5 cm) further forward than stock, providing relief for tall Dyna riders. Kit contains two relocation plates with hardware and an extended brake and shifter rod. All parts have a beautiful show-chromed finish. Fits 1993 thru 2002 Dyna Wide Glide models, and any other Dyna with ZPN 056095 or similar forward controls.

- 056099** Dyna forward control re-location kit

NOTE: WHEN INSTALLING EXTENDED FORWARD CONTROLS ON A MOTORCYCLE, MAKE SURE ALL CLEARANCES ARE CHECKED.

FOR ARLEN NESS FORWARD CONTROLS SEE SECTION 26



FORWARD CONTROL RE-LOCATION KIT

056032 This beautifully chrome plated kit re-locates the forward control 3" further forward providing longlegged riders a more comfortable riding position. Stock foot pegs and brake lever must be re-used. Installation can be done in less than one hour. Comes complete with all necessary hardware and detailed instructions. Fits 1987 thru 1999 Softail models and may be installed on 1986 thru 1999 Softail models if the oil filter is re-located.



FLOORBOARD EXTENSION KITS FOR SOFTAIL

Move the OEM floorboards 2" forward for more leg room. Kit uses stock floorboards, brake lever, shift lever and shift arm. Kits include aluminum adapter plates in your choice of chrome, polished or black, stainless steel extended shifter rod and mounting bolts. 1986 thru 1999 Softails also include a chrome plated brake master cylinder cover. Extended rear brake line is not included and must be ordered separately. Available for 1986 thru 1999 and 2000 to present floorboard equipped Softail models.

Fits 1986 thru 1999 Softail

- 056257** With chrome adapter plates
- 056258** With polished adapter plates
- 056259** With black adapter plates

Fits 2000 to present Softail

- 056260** With chrome adapter plates
- 056261** With polished adapter plates
- 056262** With black adapter plates

NEW



3" EXTENSION KIT FOR 2000 TO PRESENT SOFTAIL MODELS FORWARD CONTROLS

Provide more comfort and concerning clearance for taller riders, this extension kit relocates the footpegs 3" further forward. Fits all 2000 to present Softail models with forward controls. Kit contains 2 relocation plates, extended shifter rod and chrome plated screws. Extended rear brake line is not included but must be ordered separately.


- 056263** Chrome
- 056264** Polished
- 056265** Black



PRO-ONE SCIMITAR CHROME FORWARD CONTROLS

Billet aluminum forward controls made by Pro-one to customize your motorcycle. It uses folding adjustable footrests, shift and brake lever feature roller bearings and thrust bearings on all pivot points for precise actuation. All mounting plates, brake levers, and shift levers are machined from 6061-T6 aircraft aluminum. The foot rest mounts, brake lever and shift lever shafts are CNC machined from steel and chromed to perfection. Matching folding pillion passenger peg sets are separately available.

- 731896** Fits 1984 thru 1999 Softail models
- 731897** Fits 2000 to present Softail models
- 731900** Pillion passenger foot peg set



PRO-ONE BILLET FORWARD CONTROLS

These billet forward controls are exclusively manufactured by Pro-One. Pro-One controls offer features offered by no other manufacturer. They use folding, adjustable footrests rather than rigid mounts. Other High-Tec features include roller bearings and thrust bearings on all pivot points for precision actuation of the brake and shift levers without any slop or play. All mounting plates, brake levers, and shift levers are machined from 6061-T6 aircraft quality aluminum. The foot rest mounts, brake lever and shift lever shafts are CNC machined from steel and chromed to perfection. Fits 1958 thru 1986 4 Speed FL/FX models and 1986 thru 1999 Softails.

710887 Ball Milled forward control set

CHROME FORWARD CONTROL KITS WITH MASTER CYLINDER FOR BIG-TWINS

This is the most complete and affordable kit. It includes a 3/4" bore Kelsey-Hayes type master cylinder with extended brake line and all mounting hardware. The brake pedal and shift lever ride on bronze bushings giving smoother pedal action. For the guys with long legs we offer a 2" (5 cm) extended kit. Both are available as a complete kit with O-ring type foot pegs and shifter peg or as a kit without foot pegs. The kits without pegs allow you to pick the pegs of your choice just because you like those better or to get a matching set with your passenger pegs. The foot peg supports have female clevis' that will accept most male type foot pegs shift lever accept any style shift peg. Fits all 4 Speed FX and FL models from 1958 thru 1986 and all 5 Speed Softail models from 1986 thru 1999.

Note: On some 1980 to 1984 FXE models the right side mounting tab is not installed. These models require the welding on of our mounting tab ZPN 233527.

Complete forward control set, includes O-ring type foot pegs and shifter peg

- 056100** Forward control set
- 056108** 2" Extended forward control set

Forward control set without foot pegs and shifter peg

- 056109** Forward control set
- 056110** 2" Extended forward control set



NOTE: WHEN INSTALLING EXTENDED FORWARD CONTROLS ON A MOTORCYCLE, MAKE SURE ALL CLEARANCES ARE CHECKED.



BILLET FORWARD CONTROL FOR SOFTAIL MODELS

These forward controls are another great looking product from Kustom Tech. The sleek design of the master cylinder will perfectly match with Kustom Tech's contoured handlebar controls. The shift and brake peg as well as the footpegs have a rubber inlay that will prevent your feet from slipping of. Pegs will fold for your safety and convenience. Made from billet aluminum and then polished to a mirror shine high gloss finish or satin black anodized. Controls will fit all Softail models from 1986 thru present. Set includes a banjo fitting and a shifter rod. These forward controls require a separate kickstand like ZPN 741128.

Fits Softail models 1986 thru 1999

741142 Polished

751142 Black anodized **NEW**

Fits Softail models 2000 to present

741144 Polished

751144 Black anodized **NEW**




CHROME BILLET FORWARD CONTROL SETS FOR TWIN CAM SOFTAIL MODELS

These very complete forward control sets are CNC machined from aircraft quality billet aluminum and feature a show chrome finish. Kits include a billet aluminum 3/4" bore rear brake master cylinder, rubber band style foot pegs, and shifter peg. The brake pedal and shift levers ride on bronze bushings for smoother and anti-wear pedal operation. Come complete with all required hardware for easy installation on all Twin Cam Softail models 2000 to present.

056133 Chrome billet forward control kit

NOTE: WHEN INSTALLING EXTENDED FORWARD CONTROLS ON A MOTORCYCLE, MAKE SURE ALL CLEARANCES ARE CHECKED.




BILLET ALUMINUM FORWARD CONTROL KITS FOR 4 AND 5 SPEED SOFTAIL MODELS AND 4 SPEED FX AND FL MODELS

These very complete and affordable forward control kits are machined from aircraft quality billet aluminum. Kits include a billet aluminum 3/4" bore Kelsey-Hayes type master cylinder, rubber band equipped foot- and shifter pegs. The brake pedal and shift lever ride on bronze bushings for smoother and anti-wear operation. These "Value for Money" kits are available as a stock replacement as well as 3" extended kits for long legged riders. Kits fit all 4 and 5 Speed Evolution Softail models as well as all 4 Speed FX and FL models from 1958 thru 1986. Available in either chrome plated or polished versions. Chrome plated forward controls feature a pad style brake pedal, the polished aluminum version features rubber band style brake pedals.

Note: 3" Extended kit is not recommended for use on FLSTF Fat Boy or FLSTC Heritage models due to fender clearance. On some 1980 to 1984 FXE models the right side-mounting tab might not be installed. These models require installing of the weld-on mounting tab ZPN 233527.

Chrome plated billet aluminum forward control kits

- 056150** Stock length **NEW**
- 056151** 3" Extended



Polished billet aluminum forward control kits

- 056170** Stock length
- 056171** 3" Extended

Replacement parts

- 144256** Master cylinder 3/4" bore, Polished finish
- 144255** Master cylinder 3/4" bore, Chrome finish
- 357020** Replacement foot- and shifter peg rubbers **NEW**

NOTE: WHEN INSTALLING EXTENDED FORWARD CONTROLS ON A MOTORCYCLE, MAKE SURE ALL CLEARANCES ARE CHECKED.



PM BILLET ALUMINUM FORWARD CONTROLS

Performance Machine forward controls are the builder's choice. They are precision machined from billet aluminum and steel for superior strength and long wear. All parts are precision engineered to give you perfect feel and comfort. Sets are mirror shine polished, pegs and pedals are Original Style PM billet aluminum with rubber inserts. Each set includes the brake pedal assembly with master cylinder, shift side assembly and all pedals, pegs and mounting hardware. Forward control sets for Big-Twins will fit models with stock forward mounting kickstands. PM forward controls for 4 Speed Big-Twins, Softails & Dyna's utilize the stock shift rod. The shift pedal assembly for FXR's include a shift rod, a backing plate without kickstand holes and a cover plate and plug for the removal of the primary cover crossover shaft. PM forward controls will not work with floorboards.

Fits 4 Speed Big-Twin models 1958 thru 1986, and Softail models 1986 thru 1999, includes 11/16" bore master cylinder

722144 Stock length, polished finish

720002 2" Extended, polished finish

Fits Softail models 2000 to present, include 11/16" bore master cylinder

721542 Stock length, polished finish

Fits FXR models 1984 thru 1994, includes 11/16" bore master cylinder

722143 Polished finish **NEW**

Fits Dyna models 1991 to present, includes 11/16" bore master cylinder

720287 Polished finish

Replacement foot & shifter peg rubber insert kits, sold in kits for 2 foot pegs or brake & shifter peg

721565 Fits PM foot pegs

721566 Fits PM brake & shifter pegs

PM master cylinder rebuild kits

Kits for 5/8" bore

721420 Manufactured after 01-12-1996

721317 Manufactured 01-06-1995 thru 31-11-1996

721421 Manufactured before 01-06-1996

Kits for 11/16" bore

721425 All 11/16" bore kits

Note: When installing extended forward controls on a motorcycle, make sure all clearances are checked.





PM “CONTOUR” BILLET ALUMINUM FORWARD CONTROLS

What were once simple blocks of billet aluminum have been machined into impossibly smooth and graceful arms with steel shafts that ride on a Teflon bearing. These forward controls come with the all new “Contour” master cylinder features a 11/16” piston for the ultimate in braking power and feel, and has a concealed banjo fitting for an ultra clean look. The master cylinder design matches with the PM “Contour” handlebar controls. Shift and brake pegs are fully adjustable and have snap-in anti slip surface rubber inserts. The foot pegs fold for convenience and safety and also feature anti-slip rubber inserts. “Contour” forward controls come with all required hardware and are available for 2002 to present V-Rod, 1986 thru 1999 Softail models as well as for 2000 to present Softail models.

Fits 2002 to present V-Rod models
722175 Polished

Fits 1986 thru 1999 Softail models, come complete with kickstand mounting bracket and uses stock kickstand.
721577 Polished

Fits 2000 to present Softail models, uses stock kickstand.
721576 Polished

Replacement rubbers
722173 Contour peg (big)
722174 Contour pedal (small)

PM CONTOUR MID MOUNT CONTROLS

More and more popular with the custom builder, mid controls are rapidly becoming the choice of top builders. With PM’s Contour belt drive Primary and Clutch Housings as mounting points, the next logical step for the PM foot controls was right in the middle! Beginning with their proven master cylinder, PM created a complex design that mounts fluently with in the Primary on the left and either integrated into the PM Clutch Housing on the right. For those using a Right Side Drive transmission PM created a complete unitized hydraulic master cylinder and brake control. Both Left Side Drive and Right Side Drive versions must be installed with the PM Contour Primary. The Left Side Drive Version also requires the use of PM’s Hydraulic Clutch Housing. The Right Side Drive version must be used with the PM Contour primary and PM Contour hydraulic clutch actuator/pulley guard. PM Contour Mid Mount controls are precision made from solid billet aluminum and come with a perfect high luster polished finish. Two styles foot pegs to choose from: round or knurled.

For use on standard Left Side Drive bikes with PM Contour primary and PM Contour hydraulic clutch housing
722746 With round pegs
722748 With knurled pegs

For use on bikes with a Right Side Drive transmission with PM Contour primary and PM Contour hydraulic clutch actuator/pulley guard
722747 With round pegs
722749 With knurled pegs

Note: PM Contour primary and Contour clutch actuators can be found in Chapter 8.

13



13

TÜV APPROVED BILLET ALUMINUM FORWARD CONTROLS FOR SOFTAIL MODELS

These German made forward controls are precision engineered to give you perfect feel and comfort. All parts are CNC machined from aircraft quality aluminum and have a high-gloss polished finish. Kits come pre-assembled with stainless steel hardware. Brake pedal and shift lever ride on bronze bushings for smoother and anti wear pedal operation. These very high quality kits are TÜV approved and are a bolt-on replacement and utilize the stock mounting hardware and shifter rod. Foot pegs are ridged mount, and these as well as the shifter pegs are ball milled. Available for 4 Speed models 1970 thru 1984, Evolution Softail models thru 1999 as well as Twin-Cam Softail models 2000 to present.

741250 Fits 4 Speed models 1970 thru 1984 and Evolution Softail models thru 1999

741251 Fits 2000 to present Twin-Cam Softail models

Note: On some 1980 to 1984 FXE models the right side mounting tab may not be installed. These models require the installation of the weld-on mounting tab ZPN 233527.

NOTE: WHEN INSTALLING EXTENDED FORWARD CONTROLS ON A MOTORCYCLE, MAKE SURE ALL CLEARANCES ARE CHECKED.



KUSTOM TECH BILLET ALUMINUM PASSENGER PEGS

Manufactured from aircraft quality billet aluminum and polished to a mirror shine high-gloss finish. These pegs are a perfect example of Italian style and design. These folding pegs have a rubber inlay that will prevent your feet from slipping off for your safety and convenience. The sleek design will perfectly match with Kustom Tech's contoured forward controls and handlebar controls.

741143 Polished

751143 Black anodized **NEW**

