



Cycle Kraft driver, passenger and shifter pegs



No School Choppers "Deathtrap" foot pegs



"The Factory" parts are traditionally hand-cast from bronze or aluminum and feature a raw finish with polished accents



Zodiac's forward control kit in black with highlighted accents fits most Big Twins from 1958 thru 1986 and 1986 thru 1999 Softails

Zodiac's Slasher floorboards are available for driver and passenger in chrome, black and bronzed



# Shift & Foot Pegs



## ARLEN NESS SOFT TOUCH BILLET FOOT, BRAKE & SHIFTER PEGS

- Great styling with excellent traction control
- Billet aluminum pegs are available with dimpled or knurled style rubber inserts
- Available in chrome plated or black anodized
- Matches Arlen Ness Soft Touch grips

Footpegs  
**A06120**

Brake/Shifter peg  
**A06122** Scalloped, chrome, knurled rubber



Footpegs  
**A06156**

Brake/Shifter peg  
**A06157** Engraved, black, dimpled rubber



Footpegs  
**A06158**

Brake/Shifter peg  
**A06159** Smooth, chrome, dimpled rubber



Footpegs  
**A06121**  
**A06150**  
**A06152**

Brake/Shifter peg  
**A06123** Scalloped, black, knurled rubber  
**A06151** Scalloped, chrome, dimpled rubber  
**A06153** Scalloped, black, dimpled rubber



Footpegs  
**A06160**

Brake/Shifter peg  
**A06161** Smooth, black, dimpled rubber



Footpegs  
**A06154**

Brake/Shifter peg  
**A06155** Engraved, chrome, dimpled rubber





## NESS-TECH FOOT, BRAKE & SHIFTER PEGS

- Innovative styles complete the look of your bike
- Matching handlebar grips are also available
- All pegs are machined from 6061-T6 billet aluminum and available in chrome plated and/or black anodized
- Foot pegs are male mount as used on most Harley-Davidson models for driver and/or passenger pegs
- Mounts to install these pegs on crash bars are also available



### Comfort Deep Cut, chrome

- A06115** **NEW** Footpegs  
**A06118** **NEW** Brake/Shifter peg



### Deep Cut, chrome

- A06470** Footpegs  
**A06471** Brake/Shifter peg



### Deep Cut, black

- A06472** Footpegs  
**A06473** Brake/Shifter peg



### Knurled Flare Tip, chrome

- A06140** Footpegs  
**A06141** Brake/Shifter peg



### Retro, chrome

- A07490** Footpegs  
**A06312** Replacement rubbers  
**A07491** Brake/Shifter peg  
**A06313** Replacement rubbers



### Rocket, chrome

- A07478** Footpegs  
**A06310** Replacement rubbers  
**A07479** Brake/Shifter peg  
**A06311** Replacement rubbers



### Battistini Round Hole, chrome

- A07460** Footpegs  
**A07462** Brake/Shifter peg



### Battistini Round Hole, black

- A07480** Footpegs  
**A07481** Brake/Shifter peg



### Battistini Oval Hole, chrome

- A07466** Footpegs  
**A07468** Brake/Shifter peg



### Battistini Oval Hole, black

- A07482** Footpegs  
**A07483** Brake/Shifter peg



### Diamond Flatband

- A06475** Footpegs  
**A06328** Replacement rubbers  
**A06477** Brake/Shifter peg  
**A06309** Replacement rubbers



### Flamed, chrome

- A06460** Footpegs  
**A06308** Replacement rubbers  
**A06462** Brake/Shifter peg  
**A06309** Replacement rubbers

# Shift & Foot Pegs



## Flamed, black

- A07484** Footpegs
- A06308** Replacement rubbers
- A07485** Brake/Shifter peg
- A06309** Replacement rubbers



## Knurled, chrome

- A06410** Footpegs
- A06308** Replacement rubbers
- A06413** Brake/Shifter peg
- A06309** Replacement rubbers



## Horizontal, chrome

- A07474** Footpegs
- A07476** Replacement rubbers
- A07475** Brake/Shifter peg
- A07477** Replacement rubbers



## Torpedo, chrome

- A06464** Footpegs
- A06400** Replacement rubbers
- A06465** Brake/Shifter peg



## Ten-Band, chrome

- A06143** Footpegs
- A06398** Replacement rubbers
- A06144** Brake/Shifter peg
- A06399** Replacement rubbers



## Twister, chrome

- A06450** Footpegs
- A06452** Brake/Shifter peg



## Grooved, chrome

- A07115** Footpegs
- A07116** Brake/Shifter peg



## Grooved, black

- A07472** Footpegs
- A07473** Brake/Shifter peg



## Stepped, chrome

- A07118** Footpegs
- a07123** Brake/Shifter peg



## Diamond Twist, chrome

- A06455** Footpegs
- A06457** Brake/Shifter peg



- A07190** Chrome 1 1/4" clamp-on peg mounts for crash bars



## CUSTOM O-RING RIDERS PEGS

Show-chromed die-cast custom pegs. Fits Sportster 1954 thru 1990, FX 1971 thru 1985 riders peg and FLH passenger (OEM 50939-52).

- 362013** O-ring riders pegs



## O-RING RIDERS PEGS

Fits FXR models from 1982 thru 1994 as well as 1991 to present Sportster and Dyna models (OEM 50913-89T).

- 362115** O-ring rider pegs





## O-RING PASSENGER PEGS

Show-chromed die-cast custom pegs. Fits most stock Hi-Way brackets as well as passenger brackets on FX/FXR and Sportster models. Available in two lengths, one as a stock replacement length, the other is 1" longer than stock for extra comfort.

**362029** Stock length

**362033** 1" Longer than stock



## SHIFT PEG

Fits all models with threaded shifter arms. Sold each (OEM 34611-65).

**362021** O-ring shifter peg, chrome



## UNIVERSAL O-RING FOOT PEGS

Chrome plated die-cast foot pegs with mounting blocks. For many custom applications. Mounting blocks have 3/8" UNF threaded hole.

**362019** Footpeg O-ring



## UNIVERSAL CUSTOM O-RING FOOT PEGS

Show-chromed universal foot pegs for many custom applications. Easily mounts to frame or crash bars.

**362024** Foot pegs with clamp

**362017** Pegs only



## HIGHWAY CRUISER BAR

Designed for the late 1984 to present Evolution Sportster model with alternator motors. Easily mounted between the lower front motor mounts. Complete with O-ring foot pegs.

**362102** Highway bar



## REPLACEMENT O-RINGS FOR CUSTOM O-RING PEGS

Rings are packed and sold in bags of 10 pcs.

**022343** O-rings small, fit shift and kickpedal

**022342** O-rings medium, fit motor mount foot pegs

**022344** O-rings large, fit drivers peg

**022341** O-ring flat kickpedal

**022346** O-ring black diamond (24 pack)



## J.B. STYLE ALUMINUM FOOT PEGS WITH STUDS

The look of the future. These aluminum foot peg sets will add a High-Tech look to your motorcycle. The finishing touch for those who want to go just that little bit further than other bike builders. Foot peg set comes complete with studs which allows the use on all Harley models and many other Custom applications.

**361093** JB style Aluminum foot peg set with stud



## CUSTOM JB STYLE SHIFT PEG

Highly polished aluminum shift peg. Fits most OEM and aftermarket shift levers. A perfect match with our JB- style foot pegs as shown elsewhere in our catalog.

**292087** JB Style polished aluminum shift peg

**NEW**



## "THE FACTORY" CAST BRAKE AND SHIFTER PEG

Hand cast from brass by "The Factory" using traditional casting methods. Threaded to fit most applications. Great vintage looks that can be combined with other cast accessories from "The Factory" found elsewhere in this catalog. Sold each.

**735465** Brass brake/shifter peg



## FOLDING CUSTOM-PEGs WITH CLAMP

Beautifully chrome-plated and LOW PRICED folding pegs. Features two sizes of clamp for frame or crash-bar mounting.

**1. 361002** Holly

**2. 361004** Heart

**3. 361005** Spade

**4. 361001** Diamond

**5. 361006** Club

**6. 361000** Ribbed

# Shift & Foot Pegs

## ISO PEGS

These state-of-the-art high quality foot pegs are designed to absorb vibration through use of hollow-core wear-resistant rubber inserts. They are mounted into the peg with a chrome allen bolt. If you are tired of changing O-rings on your old pegs, these are the pegs you need. ISO pegs may be used on early or late models, but are also available in a universal style for many custom applications.



**Note: Can not be used as kickstart pedal!**

**361059** Bar pegs, small male mount



**361060** Reinforced ISO rider pegs for models with large female mount, pegs have steel inserts for extra strength



**361050** Universal with clamps, mounts to frame or crash bar



**361048** Pegs only without clamps, 5/8" female mount

**361059** Passenger pegs fits Sportster models 1972 thru 1990, FX(R) models 1971 to present

**361061** Rider pegs fit FXR models 1982 thru 1994 as well as 1991 to present Sportster and Dyna Glide

**361056** Large replacement rubbers, sold in packs of 8

**361057** Small replacement rubbers, sold in packs of 8



**361049** Shifter peg, iso style

**361058** Replacement rubbers (set of 3)



## FOLDING CUSTOM FOOT PEGS WITH RUBBER INSERTS

Tapered style chrome custom foot pegs with rubber inserts for extra comfort and grip. Come with clamps for installation on both 1" (2.54 cm) and 1 1/4" (3.2 cm) tubing, commonly used as frame tube or for highway bars and engine guards. Foot pegs and mounting blocks have a total length of 5 7/8" (14.5 cm). The 5/8" (16 mm) square mounting blocks are 3/8-24 UNF threaded, so pegs can also be installed without the mounting clamps. Sold in pairs.

**351199** Tapered style chrome custom foot pegs with rubber inserts



## EXTENDED ISO SHIFTER PEG

When you're tired of your boot slipping off your shifter peg, you'll love this shifter peg. It is 1 5/8" longer than our stock ISO shift peg (ZPN 361049) to make it more suitable for man-sized boots.

**362047** Extended ISO shift peg

**361058** Replacement rubbers (set of 3)



## EXTENDED ISO PEGS

These extended ISO footpegs provide more support to your feet. Available in either a 1" or a 2" extended length, in both small or large male mount.

**Small male mount, fits most OEM High-Way bars as well as most passenger pegs.**

**361131** 1" extended

**361132** 2" extended



**Large male mount, fits riders pegs on FXR 1982 thru 1994, Dyna Glide models 1991 to present and Sportster models 1991 to present with this type mount.**

**361133** 1" extended

**361134** 2" extended





## STREAMLINER KICK START PEDAL

This Streamliner kick start pedal is a perfect match with our other Streamliner accessories.  
**358046** Kick-start pedal stock length



## STREAMLINER RIDER PEGS FEMALE MOUNT

Beautiful model Streamliner foot peg set. They feature a thick one piece rubber inside to absorb vibration and are covered by a sleeved chrome plated cover to add a touch of class to your bike. Replaces riders pegs on all 1952 to present with female mount and FLH passenger pegs. These pegs are a perfect match with our Streamliner shift peg and throttle grips.

**361070** Streamliner foot pegs, female



## STREAMLINER RIDER PEGS MALE MOUNT

Beautiful model Streamliner foot peg set. They feature a thick one piece rubber inside to absorb vibration and are covered by a sleeved chrome plated cover to add a touch of class to your bike. Replaces riders pegs on FXR models 1982 thru 1994 as well as Sportster and Dyna Glide models 1991 to present with male mount. These pegs are a perfect match with our Streamliner shift peg and throttle grips.

**361071** Streamliner foot pegs, male, stock length



## WIDE STREAMLINER FOOT PEGS

For those who want to add that something special to their bike and increase the bike's comfort at the same time, these foot pegs are the solution. They feature the same popular design as all the other Streamliner foot pegs and grips, but they are wider, offering extra support and comfort for your feet. Available to replace FXR driver pegs 1982 thru 1994 and Sportster and Dyna Glide 1991 to present stock foot pegs.

**361122** Foot peg set, male mount



## STREAMLINER SHIFT PEG

Streamliner shift peg to match our line of Streamliner products like foot pegs and handlebar grip sets. Fits all models with threaded shift levers. Sold each.

**361076** Streamliner shift peg



## STREAMLINER PASSENGER PEGS

Chrome plated die-cast passenger pegs with one piece rubber insert to absorb vibration and add a superb custom look to your bike. Fits Low Rider stock Hi-Way bracket and rear bracket on Sportster and FX models. Perfect match with our other Streamliner products.

**361073** Streamliner passenger pegs



**NEW**



## STREAMLINER SWITCHBLADE FOOT PEGS

Streamliner Switchblade foot pegs are sleek, versatile, and exceptionally comfortable. In folded mode, they provide a large, rubber-isolated surface-area. When you deploy the concealed heel rests you add fatigue-fighting comfort. You don't have to pull over to deploy or retract these heel rests, as this can be done with your boots while riding. These foot pegs work in any peg location, especially on forward controls or as forward mounted cruise pegs. Pegs are 5" (13 cm) long and feature rotating and lockable male mounts.

**351486** Streamliner Switchblade foot peg set



## UNIVERSAL STREAMLINER FOOT PEG SET

Streamliner foot peg set with universal square female mount for all kind of custom applications and for forward control kit use. Use in combination with our Streamliner foot pegs and throttle grips.

**361075** Streamliner foot pegs

# Shift & Foot Pegs

## SPEEDLINE FOOT PEGS

For a touch of class we have added a grooved end cap to our popular Streamliner foot pegs. These beautiful foot pegs feature a thick rubber "Vibration Absorbing" sleeve covered by a slotted, chrome plated cover and are available for most applications.



### LARGE DIAMETER SPEEDLINE FOOT PEGS, FEMALE MOUNT

Large riders peg fits all Sportster and FX models from 1952 to present with this type foot peg mount as well as FLH passenger pegs.

**361121** Speedline peg set, large diameter female



### SPEEDLINE FOOT PEGS LARGE DIAMETER, MALE MOUNT

Fits riders pegs on FXR models 1982 and later, Dyna Glide models 1991 to present and Sportster models 1991 to present with male mount.

**361119** Speedline peg set, large diameter male



### SPEEDLINE FOOT PEGS SMALL DIAMETER, MALE MOUNT

Fits riders pegs on FXR models 1982 and later, Dyna Glide models 1991 to present and Sportster models 1991 to present with male mount.

**361116** Speedline peg set, small diameter male

## JB STYLE FOOTPEGS

Chrome plated foot pegs with wide rubber bands that not only look good, but are very functional too. The rubber bands stop your feet from slipping off the pegs absorb vibrations and guarantee a comfortable ride. Will match perfectly with our grip sets ZPN 351537 & 351535.



### LARGE FEMALE MOUNT

Fits Sportster models and FX models 1952 and later with this type mount as well as FLH passenger mount.

**361084** Large, female mount



### LARGE MALE MOUNT

Fits riders peg on FXR models 1982 thru 1994, Dyna Glide models 1991 to present and Sportster models 1991 thru present with this type mount.

**361085** Large, male mount



### SMALL MALE MOUNT

Fits most stock Hi-Way brackets on FX and XL models and most passenger pegs.

**361087** Small, male mount



### UNIVERSAL MOUNT

Fits 5/8" square mount. For most forward control and many other custom applications.

**361089** Small, 5/8" female mount



### SHIFTER PEG

Fits all models with threaded shifter arms.

**361090** Shift peg



### CHROME FOLDING PASSENGER PEGS

These chrome folding passenger pegs perfectly match our ZPN 056150 and ZPN 056151 forward control sets. For safety and convenience purposes of your passenger the pegs feature rubber bands. "Easy to install" stock replacement pegs.

**351366** Chrome folding passenger pegs





## RSD MOTO-X STYLE FOOT PEGS

Roland Sands designed these foot pegs because of his passion for motocross styling. Intentionally designed with a featherweight, ventilated body and aggressive foot pattern for performance and grip. Pegs are a direct replacement for the stock male mount driver and passenger pegs. CNC machined from billet aluminum with a black anodized or chrome finish. Fits with the stock hardware. A chrome pivot bolt and nut kit is available separately.

### Fits all models with straight male mount

- 740698** Black anodized Moto-X foot peg set  
**740699** Chrome Moto-X foot peg set

### Fits all models with 45 degree male mount

- 742998** **NEW** Black anodized Moto-X foot peg set  
**742999** **NEW** Chrome Moto-X foot peg set  
**740704** Chrome pivot bolt and nut kit for 1 pair of foot pegs

**NEW**



## ROLAND SANDS TRACKER FOOT & TOE PEGS

Comfort and control are obviously very important when ripping down the highway. These billet aluminum foot peg sets and shifter pegs feature custom knurled RSD rubbers and RSD laser engraved logo's.

### Shifter Pegs

- 751860** Contrast Cut  
**751861** Chrome  
**751862** Black OPS  
**751863** Brass

### Foot peg sets, 45 degree male mount fit all Dyna and Sportster models

- 751868** Contrast Cut  
**751869** Chrome  
**751870** Black OPS  
**751874** Brass

### Foot peg sets, straight male mount fit Softail models

- 751871** Contrast Cut  
**751872** Chrome  
**751873** Black OPS  
**751875** Brass

**NEW**



## ROLAND SANDS CHRONO FOOT & SHIFTER PEGS

Time is on your side with the RSD Chrono line. Inspired by unique time pieces, the Chrono line offers a high level of detailing and design. CNC machined from billet aluminum. Pegs feature custom knurled RSD rubbers. Come with interchangeable black and brass RSD Logo Badges.

### Shifter pegs, sold each


- 751864** Contrast Cut  
**751865** Chrome  
**751866** Black OPS  
**751867** Brass

### Male mount foot pegs, sold in pairs

- 751876** Contrast Cut  
**751877** Chrome  
**751878** Black OPS  
**751879** Brass



**NEW**



## DEATHTRAPS BMX STYLE FOOT PEGS

Take pride in your chop with these super custom BMX style foot pegs made by No School Choppers. Black powder coated steel construction peg stands with bear trap BMX pedals in black. Yes they spin. Yes they will fit your foot controls as long as you have female peg stands. Yes they are super fun to ride with. Yes they are the trickiest foot pegs on the market. Yes you should buy them and be the envy of all your friends. Yes, they are sold in pairs.

**747132** Deathtrap foot peg set, male mount



## PRO-ONE SCIMITAR FOOTPEGS

Sharp edged, drilled and all chrome billet aluminum, a very nice yet functional design by Pro-One. Foot pegs have a deep inset to prevent slipping. Fits all models using male end foot pegs. Overall length is 6 1/2" (17 cm).

**731900** Scimitar footpegs



## CYCLE KRAFT NEO FUSION FOOT & SHIFTER PEGS

Cycle Kraft "Neo Fusion" foot pegs and shifter pegs sets are CNC machined by Ken's Factory in two different designs and are available in a polished finish or black anodized with clear cuts. Shifter pegs are sold each and have a 5/16" UNF stud and can also be used as a brake peg on most threaded brake arms. Foot pegs are available for driver and passenger use and are sold in pairs. Driver pegs are 4 1/2" (11.5 cm) long and 1 3/16" (3 cm) in diameter. Passenger pegs are 4" (10 cm) long and 1 1/16" (2.7 cm) in diameter. Both rider and passenger pegs have a 7/16" (11 mm) male mount. All pegs feature bronze end caps.

## Black anodized with clear cuts and bronze end caps

**747247** Driver peg set, Neo Fusion design

**747251** Driver peg set, Neo Fusion Spiral design

**747248** Passenger peg set, Neo Fusion design

**747252** Passenger peg set, Neo Fusion Spiral design

**747255** Shifter peg, Neo Fusion design

**747257** Shifter peg, Neo Fusion Spiral design

**NEW**



## Polished with bronze end caps

**747249** Driver peg set, Neo Fusion design

**747253** Driver peg set, Neo Fusion Spiral design

**747250** Passenger peg set, Neo Fusion design

**747254** Passenger peg set, Neo Fusion Spiral design

**747256** Shifter peg, Neo Fusion design

**747258** Shifter peg, Neo Fusion Spiral design

**NEW**



## BILTWELL STAINLESS STEEL FOOT PEGS

Male mount foot pegs that can be used for all small male mount applications. The male mount can be turned in any position and is then secured from the inside with the included socket head screws. Made from stainless steel and come with a black or polished finish. Sold in pairs.

**751840** Polished

**751841** Black







## ARLEN NESS FUSION FOOT PEGS

- The perfect fusion of traction, style and comfort
- Fusion male mount foot pegs are made from forged steel for extreme durability, knurled rubber inserts for excellent traction and billet aluminum accents for a great look.
- Fusion shifter pegs are molded rubber pegs that feature an integrated mounting stud with billet aluminum accents.
- Several styles to choose from in chrome and black anodized finishes
- Matching handlebar grips can be found in Chapter 14 of the Zodiac Bikers Book

**A07900** Slot Track foot pegs, Chrome  
**A07910** Slot Track brake/shifter peg, Chrome  
**A07901** Slot Track foot pegs, Black  
**A07911** Slot Track brake/shifter peg, Black  
**A07906** Ring Leader foot pegs, Chrome  
**A07916** Ring Leader brake/shifter peg, Chrome  
**A07907** Ring Leader foot pegs, Black  
**A07917** Ring Leader brake/shifter peg, Black  
**A07908** Deep Cut foot pegs, Chrome  
**A07918** Deep Cut brake/shifter peg, Chrome  
**A07909** Deep Cut foot pegs, Black  
**A07919** Deep Cut brake/shifter peg, Black  
**A07920** Smoothie foot pegs, Chrome  
**A07922** Smoothie brake/shifter peg, Chrome  
**A07921** Smoothie foot pegs, Black  
**A07923** Smoothie brake/shifter peg, Black  
**A07924** Knurled Rubber foot pegs, Chrome  
**A07926** Knurled Rubber brake/shifter peg, Chrome  
**A07925** Knurled Rubber foot pegs, Black  
**A07927** Knurled Rubber brake/shifter peg, Black



## CHOPS 76 MALE MOUNT FOOT PEGS

These great and classy looking foot pegs are of Italian design. Pegs feature male mounts suitable for most rider and passenger applications. They are sold in pairs in chrome, black anodized or black anodized with highlighted accents, CNC machined from solid billet aluminum or polished brass.

- 743396** Classic Line, Chrome  
**743397** Classic Line, Black  
**743399** Classic Line, Black with highlighted accents  
**743398** Classic Line, polished brass  
**743413** Arrow Line, Chrome  
**743414** Arrow Line, Black  
**743415** Arrow Line, polished brass  
**743416** Slim Line, Chrome  
**743417** Slim Line, Black  
**743418** Slim Line, polished brass



## CHOPS 76 SWIVEL MOUNT FOLDING FOOT PEGS

These foot pegs are a perfect example of Italian design. Perfectly machined and the finishing touch of your bike. Pegs are folding and come with male mounts suitable for most rider and passenger applications. These pegs are of non slip ribbed design and the swivel mount will also turn very comfortable parallel to your boots. Pegs are sold in pairs in chrome or black anodized billet aluminum in various design styles. The BMX style pegs are also available in pure brass.

- 743419** Cross Line, Chrome  
**743420** Cross Line, Black  
**743434** Round Cross Line, Chrome  
**743435** Round Cross Line, Black  
**743410** BMX Line, Chrome  
**743411** BMX Line, Black  
**743412** BMX Line, brass





## CYCLE KRAFT FOOT & SHIFTER PEGS

Cycle Kraft foot peg sets and shifter pegs are CNC machined by Ken's Factory in four different designs and are available in a polished finish or black anodized with clear cuts. Shifter pegs are sold each and have a 5/16" UNF stud and can also be used as a brake peg on most threaded brake arms. Foot pegs are available for driver and passenger use and are sold in pairs. Driver pegs are 4 1/2" (11.5 cm) long and 1 3/16" (3 cm) in diameter. Passenger pegs are 4" (10 cm) long and 1 1/16" (2.7 cm) in diameter. Both rider and passenger pegs have a 7/16" (11 mm) male mount.

## Dimpled design

- 747232** Driver peg set, polished
- 747241** Driver peg set, black anodized with clear cuts
- 747233** Passenger peg set, polished
- 747242** Passenger peg set, black anodized with clear cuts



## Spiral design

- 747234** Driver peg set, polished
- 747243** Driver peg set, black anodized with clear cuts
- 747235** Passenger peg set, polished
- 747244** Passenger peg set, black anodized with clear cuts



## Ribbed design

- 747239** Driver peg set, polished
- 747245** Driver peg set, black anodized with clear cuts
- 747240** Passenger peg set, polished
- 747246** Passenger peg set, black anodized with clear cuts



## Shifter pegs

- 747236** Polished
- 747237** Black anodized with clear cuts



## PAUL YAFFE'S BAGGER NATION CLASSIC PEGS

Paul Yaffe's exclusive urethane compound brings unparalleled pleasure to your ride. Perfect fit, perfect length, perfect feel. Matching Classic handlebar grips feature removable end caps that make your handlebars a really cool place to stash your registration or whatever you feel like hiding.

- 745022** Classic male mount rubber pegs
- 745023** Classic shifter peg
- 745021** Classic rubber handlebar grips, fit all models with cable operated throttle 1982 to present, except those with handlebar air reservoirs.



## PAUL YAFFE'S BAGGER NATION "ALI-BABA" PEGS

Paul Yaffe's exclusive top-secret urethane compound brings unparalleled pleasure to your ride. Perfect fit, perfect length, perfect feel. Matching Ali-Baba handlebar grips feature removable end caps that make your handlebars a really cool place to stash your registration or whatever you feel like hiding.

- 745019** Ali-Baba male mount rubber pegs
- 745020** Ali-Baba shifter peg
- 745018** Ali-Baba rubber handlebar grips, fit all models with cable operated throttle 1982 to present, except those with handlebar air reservoirs.



## PAUL YAFFE'S BAGGER NATION BULLET PEGS

Paul Yaffe's exclusive top-secret urethane compound brings unparalleled pleasure to your ride. Perfect fit, perfect length, perfect feel. Matching Bullet handlebar grips feature removable end caps that make your handlebars a really cool place to stash your registration or whatever you feel like hiding.

- 745016** Bullet male mount rubber pegs
- 745017** Bullet shifter peg
- 745015** Bullet rubber handlebar grips, fit all models with cable operated throttle 1982 to present, except those with handlebar air reservoirs.

**Paul Yaffe's  
Bagger  
Nation™**





## PRO-ONE BILLET FOOT PEGS FIXED STYLE

Pro-One designed these foot pegs with a deep inset foot surface to keep your foot on the peg. Comes chrome plated for show quality looks. Fits all models using male end foot pegs, 5 1/2" (14 cm) overall length.

**237845** Ball milled



## PRO-ONE ADJUSTABLE BILLET FOOT PEGS

Some bikes have angled mounts that will point the inset foot surface on custom pegs at an uncomfortable angle. We solved this problem by inventing the first adjustable foot peg. Simply loosen the center bolt and adjust the peg to the most comfortable angle. Fits all models using male end foot pegs, 5 1/2" (14 cm) overall length.

**237872** Adjustable footpegs chrome



## DIAMOND DRIVER PEGS LARGE FEMALE MOUNT

Riders peg for all Sportster and FX models from 1952-up with large female mount and passenger for FLH models (OEM 50939-52).

**361077** Diamond foot pegs

**NEW**



## RETRO STYLE KNURLED BILLET ALUMINUM FOOT & SHIFTER PEGGS

The "Retro" design originates from the drag race strip where drivers need all grip they can get, both on the tarmac as well on handlebars and foot pegs. Matching handlebar grips can be found in Chapter 14. "Retro" male mount foot peg sets and shifter pegs fit most stock and aftermarket foot controls. Available in plain aluminum, chrome, bronze anodized or black anodized with clear highlights.

### Foot peg sets

**353001** Bronze

**353004** Black with clear aluminum highlights

**353007** Chrome

**353010** Plain aluminum

### Brake or shifter pegs

**353002** Bronze

**353005** Black with clear aluminum highlights

**353008** Chrome

**353011** Plain aluminum



## DIAMOND DRIVER PEGS MALE MOUNT

Fits original clevis mount on most models. Has the same diameter as original part.

**361078** Footpeg set



## DIAMOND PASSENGER PEGS MALE MOUNT

Fits Low Rider stock Hi-Way bracket and rear bracket on Sportster and FX models.

**361080** Diamond foot pegs

**Note:** Can not be used as kickstart pedal!



## DIAMOND UNIVERSAL MOUNT PEGGS

Square female mount, fits 5/8" square bar mount as used on many forward controls and many custom applications.

**361082** Diamond foot pegs



## DIAMOND SHIFT PEG

Fits all models with threaded shift levers.

**361083** Diamond shift peg



## REPLACEMENT RUBBER PADS WITH "LIVE TO RIDE" LOGO

Replacement rubber pads for our line of "Live to Ride" foot pegs.

**358091** Fits driver pegs (pair)

**358092** Fits passenger pegs (pair)

**358093** Fits shift pegs (each)



## ISO-STYLE HEEL REST

To provide more comfort and support for your legs and feet, these heel rests are just the ticket. The chrome plated brackets with rubber heel supports can be adjusted to any desired angle to give the support and comfort of floorboards without losing the slick look of foot pegs. They mount easily to any stock-style female clevis.

**361104** ISO heel rest



## DIAMOND SHAPED FLAT FOOT PEGS

These beautifully shaped pegs are available in plain or with three-dimensional V-Twin emblem. Both are Hi-Lited by a black outline. They have special molded rubber O-rings to prevent your feet from slipping while providing a striking contrast against the bright chrome.

**361036** Peg set with clamp and V-Twin logo

**361034** Peg set with clamp, plain

**022346** O-ring black diamond (24 pack)



## CHOPS 76 BRAKE & SHIFTER PEGS

Add a touch of tasteful Italian design to your American ride with Chops 76 brake and shifter pegs. Available in chrome or black anodized billet aluminum or polished, pure solid brass. Sold each.

**743421** Chrome billet aluminum

**743422** Black anodized billet aluminum

**743423** Solid brass



## RIDERS PEG WITH CHROME END

Black ribbed rubber pegs with chrome end. Fits all models FX and XL (OEM 50939-52).

**361541** Rider pegs



## UNIVERSAL FOOT PEG WITH CHROME END

Fits all 5/8" square bar, a perfect match with our chrome end riders peg ZPN 361541 and our chrome end kick starter pedal ZPN 362062. Has black ribbed rubber.

**362042** Universal foot peg set



## EXTENDED CONTROL PEGS FOR FXWG AND SOFTAIL MODELS

Original style extended foot pegs with chrome shank. Available with or without chrome end caps. Pegs are over an inch longer than stock, they provide just the right amount of additional comfort when a custom air cleaner, carburetor or tank make the standard short pegs difficult to use. Can also be used as passenger pegs to clear the shotguns or other custom exhaust system.

**362117** Extended control pegs with chrome end caps



**NEW**

## KUSTOM TECH VINTAGE PEGS

Nostalgic looking pegs, made from billet aluminum with a polished or black finish and feature polished brass accent rings. Foot pegs are sold in pairs and fit 7/16" female mounts. Matching brake and shifter pegs are also available and are sold each. A perfect match with Kustom Tech's handlebar grips and handlebar controls found in the handlebar section of this catalog.

**751180** Polished aluminum foot pegs with polished brass accents

**751181** Black aluminum foot pegs with polished brass accents

**751182** Polished aluminum brake/shifter peg with polished brass accents

**751183** Black aluminum brake/shifter peg with polished brass accents

NOTE: ALL DRIVER AND PASSENGER PEGS ARE SOLD IN PAIRS



**NEW**



## FABRIC TAPE PEGS

Nostalgic looking pegs covered with fabric tape. Pegs are made from billet aluminum with a polished finish and polished brass end caps. Foot pegs fit 7/16" female mounts. Matching brake and shifter pegs are also available and are sold each.

**751184** Kustom Tech fabric tape foot peg set

**751185** Kustom Tech fabric tape brake/shifter peg

**NEW**



## TORNADO II MALE MOUNT PEGS

Tornado II passenger pegs are machined from billet aluminum with a chrome or black anodized finish. They feature rubber wrapping with protruding stars, crosses or checkers that provide extra comfort and a non-slip grip to your boots. The end caps feature the Lone Star design. Pegs have a 5" (12.73 cm) over all length, are 1 1/2" (3.8 cm) in diameter and fit the stock clevis on most models. Matching handlebar grips can be found in Chapter 14, brake and shifter pegs can be found in Chapter 9.

**351952** Chrome, Lone-Star design

**351953** Black, Lone-Star design



## PASSENGER PEG SET FOR SOFTAIL MODELS

This kit mounts in the existing tapped holes in the frame below the seat. Provides alternative footrest position for the passenger. Fits all Softail models from 1984 to present, not recommended for Fat Boy or Heritage Softail Classic models due to the width of their seats. Bracket set is also available separately to permit the installation of the foot pegs of your choice.

**361029** Complete kit with foot pegs

**361031** Bracket set only

**NEW**



## TORNADO II MALE MOUNT RIDER AND PASSENGER PEGS

Tornado II male mount pegs are machined from billet aluminum with a chrome or black anodized finish. The end caps have the Four Cross or smooth design and to provide extra comfort and a non-slip grip to your boots, they feature rubber wrapping with the Four Cross version also having protruding crosses. Pegs have a 6" (15.3 cm) over all length and are 1 3/8" (3.5 cm) in diameter. Pegs feature male mounts suitable for most rider and passenger applications. Matching handlebar grips can be found in Chapter 14.

**351832** Chrome, Four Cross design

**351833** Black, Four Cross design

**351837** Chrome, Smooth design

**351838** Black, Smooth design



## TORNADO II RIDER AND PASSENGER PEGS

Tornado II rider and passenger pegs are machined from billet aluminum with a chrome finish. They feature rubber wrapping with protruding stars, crosses or checkers that provide extra comfort and a non-slip grip to your boots. The end caps feature the Lone Star, Four Cross or smooth design. Pegs have a 6" (15.3 cm) over all length and are 1 3/8" (3.5 cm) in diameter. Rider pegs are 3/8" - 16 UNC threaded; passenger pegs are 1/2" - 13 UNC threaded. Matching handlebar grips can be found in Chapter 14.

**Tornado II rider pegs**  
**351814**

**351815**

**351804**

**351805**

**351824**

**351825**

**Tornado II passenger pegs**  
**351816**

**351817** Chrome, Four Cross design

**351817** Black, Four Cross design

**351806** Chrome, Lone Star design

**351807** Black, Lone Star design

**351826** Chrome, Smooth design

**351827** Black, Smooth design

**NEW**



## TURBO MALE MOUNT RIDER AND PASSENGER PEGS

Turbo rider and passenger pegs are machined from billet aluminum and then chrome plated, black anodized or bronze anodized. They feature rubber wrapping to provide extra comfort and a non-slip grip to your boots. Pegs have a 6" (15.3 cm) over all length and are 1 3/8" (3.5 cm) in diameter. Pegs feature male mounts suitable for most rider and passenger applications. Matching handlebar grips can be found in Chapter 14.

- 351705** Chrome, Turbo design with black rubbers
- 351706** Black, Turbo design with black rubbers
- 351707** Bronzed, Turbo design with black rubbers
- 351995** Chrome, Turbo design with grey rubbers
- 351996** Black, Turbo design with grey rubbers
- 351997** Bronzed, Turbo design with grey rubbers

**NEW**



## TURBO BRAKE AND SHIFTER PEGS

Turbo brake and shifter pegs are machined from billet aluminum and then chrome plated, black anodized or bronze anodized. They feature rubber wrapping to provide extra comfort and a non-slip grip to your boots. Sold each and measure 2 1/2" (6.4 cm) long and 1" (2.5 cm) in diameter. They are 5/16-18 UNC threaded and are easy to bolt on to most stock and aftermarket control kits. Matching handlebar grips can be found in Chapter 14. Matching rider and passenger pegs in Chapter 13.

- 353020** Chrome with black rubber
- 353021** Black with black rubber
- 353022** Bronzed with black rubber
- 353023** Chrome with grey rubber
- 353024** Black with grey rubber
- 353025** Bronzed with grey rubber



## TORNADO II BRAKE AND SHIFTER PEGS

Tornado II brake and shifter pegs are machined from billet aluminum and then chrome plated. They feature rubber wrapping with protruding checkers, stars or crosses that provide extra comfort and a non-slip grip to your boots. The end caps are Smooth or feature the Four Cross or Lone Star design. Sold in sets with one 2 1/2" (6.4 cm) and 3 1/4" (8.3 cm) long peg, both are 1" (2.5 cm) in diameter. They are 5/16-18 UNC threaded and are easy to bolt on to most models and most stock and aftermarket control kits. Matching handlebar grips can be found in Chapter 14.

## Tornado II Brake and shifter peg sets

- 351818** Chrome, Four Cross design
- 351819** Black, Four Cross design
- 351808** Chrome, Lone Star design
- 351809** Black, Lone Star design
- 351828** Chrome Smooth design
- 351829** Black Smooth design

**NEW**



## MAGNUM PEGS

Magnum pegs are machined from billet aluminum and then chrome plated or black anodized. They feature rubber bands that provide extra comfort and a non-slip grip to your boots. Driver foot pegs fit most male mount applications are 5 3/4" (14.5 cm) long and 1 3/16" (3 cm) in diameter. Folding passenger pegs have an over all length of 6 7/8" (17.5 cm) and are also 1 3/16" (3 cm) in diameter. These come with 1/2-13 UNC threaded mounts. Matching brake and shifter pegs are 4" (10 cm) long and are 1" (2.5 cm) in diameter. They are 5/16-18 UNC threaded and are easy to bolt on to most models and most stock and aftermarket control kits. Matching Magnum handlebar grip sets can be found in Chapter 14. All Magnum pegs are sold in sets of 2.

## Magnum driver foot peg sets

- 351922** Chrome
- 351923** Black anodized



## Magnum passenger foot peg sets

- 351924** Chrome
- 351925** Black anodized



## Magnum brake & shifter peg sets

- 351926** Chrome
- 351927** Black anodized



**NEW**



## TORNADO II SHIFTER PEGS

Tornado II brake and shifter pegs are machined from billet aluminum and then chrome plated or black anodized. They feature rubber wrapping with protruding checkers that provide extra comfort and a non-slip grip to your boots. The end caps feature the Lone Star design. Pegs are 2 1/2" (6.4 cm) long and are 1" (2.5 cm) in diameter. They are 5/16-18 UNC threaded and are easy to bolt on to most models and most stock and aftermarket control kits. Matching handlebar grips can be found in Chapter 14.

### Tornado II shifter pegs

**351954** Chrome, Lone Star design

**351955** Black, Lone Star design

**NEW**



## HOLESLOT BRAKE AND SHIFTER PEGS

Holeshot brake and shifter pegs are machined from billet aluminum and then chrome plated or black anodized. They feature rubber bands that provide extra comfort and a non-slip grip to your boots. The end caps feature five speed dots. Pegs are 3" (7.5 cm) long and 1" (2.5 cm) in diameter. They are 5/16-24 UNF threaded and are easy to bolt on to most models and most stock and aftermarket control kits. Great match with our Holeshoot and Slasher floorboards. Sold in sets of 2.

### Holeshot brake & shifter peg sets

**057200** Chrome

**057201** Black with contrasting machined accents

**057232** Bronzed



## KUSTOM TECH BILLET ALUMINUM PASSENGER PEGS

Manufactured from aircraft quality billet aluminum and polished to a mirror shine high-gloss finish. These pegs are a perfect example of Italian style and design. These folding pegs have a rubber inlay that will prevent your feet from slipping off for your safety and convenience. The sleek design will perfectly match with Kustom Tech's contoured forward controls and handlebar controls.

**741143** Polished

**751143** Black anodized



## PERFORMANCE MACHINE CONTOUR PASSENGER PEGS

PM's Contour passenger pegs that match the Contour forward controls. They come with folding pivot and are highly polished.

**722176** Contour passenger pegs



## "COMFORT KIT" PASSENGER PEGS

Chrome plated reinforced 3/8" thick steel plates to relocate the passenger pegs on all Harley FXR models. These plates will locate the pegs several inches higher and further forward for improved passenger comfort. Complete with chrome plated hardware.

**362100** Extended passenger pegs



## FOOT PEG EXTENSION KIT

Riders looking for increased riding comfort will appreciate these foot peg extensions. They are installed easily, simply bolts in the female foot peg clevis in the Original Equipment shifter and brake control brackets. Machined from strong 3/8" thick, chrome plated steel plate. Will move your footpegs forward and lower. Includes chrome plated foot peg clevis and necessary hardware. Fits all FXWG and Softail models.

**362121** Foot peg extension kit



## TRANSMISSION MOUNT PASSENGER BRACKET

Custom passenger mount bracket for Harley Big Twin rigid frames. Use with our 3/8" stud mount foot pegs.

**361545** Transmission mount passenger bracket



## PASSENGER PEG MOUNTS

Replacement chrome passenger peg mounts for all 1983 to present Sportster models. Sold in pairs (OEM 50610-86T).

**361565** Passenger peg mounts



## CHROME PASSENGER PEG BRACKET COVER SET FOR DYNA GLIDE

Hide those unsightly rear brackets that support the rear fender and passenger pegs with these chrome covers. They install in minutes right over the stock brackets, and fit all Dyna Glide models from 1991 to present. Kit contains a cover for the right side passenger peg and fender support, a cover for the left-side rear fender support, and a cover for the left-side passenger peg support.

**302060** Bracket cover set



## CHROME FOOT PEG CLEVIS SET

These universal clevis sets may be used to mount most Original Equipment or aftermarket foot pegs with male shanks. They come complete with mounting hardware. Sold in pairs.

**346179** Chrome footpeg clevis set



## HI-WAY PEGS SUPPORT FOR HARLEY FX-XL

Beautifully chrome-plated Hi-Way peg supports. Take OEM or Zodiac Hi-Way pegs. Includes all hardware needed, fits FX and XL.

**362051** Hi-Way peg supports for FX and XL



## PASSENGER PEGS, BRACKETS AND SUPPORTS FOR HARLEY FX

Direct replacement pegs, brackets and supports for Harley FX models. Can also be used to replace the 1982 and later one piece stamped/welded rear footrest bracket as well as for the large FL aluminum adjustable rear footrest used on 1977 thru 1984 4 Speed models.

**361040** Foot peg set, chrome finish (OEM 50907-69A)

**361546** Chrome left and right mounting plate (1/4" thick)

**361548** Mounting set complete includes plates, supports and mounting hardware, all chrome finish



## ADJUSTABLE HIGHWAY PEG SUPPORT KIT FOR SPORTSTER

Easy to install highway peg support kit that is adjustable in three different positions to give you exactly that relaxed sit you are looking for. Everything you need to install them is included, the only thing you have to order separately are a pair of small male mount foot pegs. Fits all Sportster XL models 2004 to present, except those with stock or aftermarket forward controls.

**056217** Adjustable highway peg support kit (OEM 49053-04)



## HI-WAY PEG SUPPORTS FOR DYNA

Hi-Way peg supports are the answer for long haul comfort. This support kit can be used with any of our male mount footpegs and is an easy bolt-on accessory for any 1995 to present Dyna. Comes complete with all required hardware and has a chrome plated finish. Matching male mount pegs can be found elsewhere in this chapter.

**361601** Fits 1995 to present FXD and FXDC models (OEM 49019-95)



## BULLET-STYLE FOOT PEG SUPPORTS

**233484** 3/8"-24 Stud, zinc plated. Fits FL models from 1965 thru 1984 and FX models from 1971 thru 1985 (OEM 50973-65).

**233485** 1/2"-20 Stud, zinc plated. Fits FL models from 1941 thru 1964 and FX models from 1971 thru 1972 (OEM 52683-74).



## PASSENGER PEG RELOCATION BRACKETS FOR SOFTAIL MODELS

These chrome brackets install under the stock mounting screws that attach the fender struts to the frame on Softail models. They are designed to relocate the OEM foot pegs to a more comfortable position for passengers who like to lean back against the sissy-bar. Fits all Softail models from 1984 to present. Mount in minutes, sold in pairs.

**162274** Passenger peg relocation brackets





## "ROLAND SANDS DESIGN" PASSENGER PEG RELOCATION BRACKETS

Machined to perfection out of billet aluminum. Re-locates the passenger pegs to a much higher position. Black powder coated and complete with a set of chrome bolts. Fits 1986 to present Softail. Sold in pairs.

**740741** Black powder coated passenger peg relocation brackets



## UNIVERSAL CRUISER PEG MOUNTS FOR 1 1/4" ENGINE GUARDS

These chrome plated billet aluminum clamps allow the installation of any of our male mount foot pegs on 1 1/4" diameter engine guards and frame tubes. Clamps come complete with mounting hardware. Sold in pairs.

**362123** 1 1/4" Cruiser peg mounts (OEM 50957-02)



## PASSENGER PEG MOUNT BRACKET SET

This bracket kit mounts in the existing tapped holes in the frame below the seat. Fits all Softail models from 1984 thru 1991. Not recommended for Fat Boy or Heritage Softail due to width of their seats. Also usable for many custom passenger pegs mounting applications.

**361031** Bracket set only

**NEW**



## CHROME BILLET FOOT PEG MOUNTS

These universal billet aluminum foot peg mounts fit 1 1/4" (32 mm) diameter tubing, a common size for frame tubes and highway bars. They take most of our male mount foot pegs. Peg mounts are 360 degree adjustable and, because of the hidden interlocking mount system, can be secured thoroughly in any position. Peg mount brings your foot peg pivot point 3" (7.5 cm) from the tube. They have a show chrome finish, come with chrome hardware and are sold in pairs.

**351197** Chrome billet foot peg mounts



## ADJUSTABLE FOOTPEG MOUNT KITS

Designed to bolt to the passenger footpeg mounting point. These kits include everything necessary to make the conversion. They feature perfect chrome-plating on the individual components. The pegs can be rotated in a 360 degrees. Peg mounts are available for Softail models from 1984 to present but also for FXR models 1982 thru 1994.

**Note:** Footpegs are not included.

### Passenger kits

**361569** Softails

**361570** FXR



## ARLEN NESS DEEP-CUT BOARDS

- Brand new cutting edge design from Arlen Ness
- Machined from two pieces of billet aluminum to create an all-new see-thru design
- A great way to add exceptional style and comfort to your bike
- Available in chrome or black anodized finish
- Designed to fit FLST/FLSTF/FLSTN models 1986 to present, Road King™ models 1994 to present and FLT/FLHT/FLHS models 1980 to present.
- Kits include all mounting hardware
- Driver floorboards are 16" (41 cm) long, 5 3/4" (15 cm) wide and 1" (2.5 cm) thick
- Passenger boards are 7" (18 cm) long, 4" (10 cm) wide and 1" (2.5 cm) thick
- Universal passenger floorboards bolt straight onto FLHX models

**A06838** Driver floorboards, chrome

**A06833** Driver floorboards, black



**A06837** FLT passenger floorboards, chrome

**A06831** FLT passenger floorboards, black

**A06839** Universal passenger floorboards, chrome

**A06834** Universal passenger floorboards, black



## ARLEN NESS RETRO FLOORBOARDS

- Styled to match the Arlen Ness RETRO line
- Constructed from chrome plated billet aluminum
- Full length rubber inserts offer excellent grip and comfort
- Driver floorboards fit FLST/FLSTF/FLSTN models 2000 to present and FLH & FLT models 2008 to present
- Passenger floorboards fit FLH & FLT models 1993 to present.
- Driver floorboards are 16" (41 cm) long, 5 3/4" (15 cm) wide and 3/4" (2 cm) thick
- Passenger boards are 7" (18 cm) long, 4" (10 cm) wide and 3/4" (2 cm) thick

**A06842** RETRO driver floorboards, chrome



**A06843** RETRO FLT passenger floorboards, chrome



## NESS BATTISTINI FULL LENGTH BILLET FLOORBOARD KIT

- Offers exceptional comfort with a great appearance.
- CNC machined from 6061-T6 and chrome plated.
- Floorboard measure approximately 14" (36 cm) long and 5" (12 1/2 cm) wide.
- Kits include floorboards, rubber pads, brackets and all necessary mounting hardware.

- Kit fits 1980 to present FLT/FLHT/FLHS models, 1986 to present FLST, FLSTF and FLSTN models and 1994 to present Road King models.

**A06818** Full length billet floorboard kit, Chrome

**A06812** Replacement rubber kit (42 pcs.)



## NESS BATTISTINI PASSENGER FLOORBOARD KIT

- Matching passenger floorboards for the Ness full length rider floorboard kit
- CNC machined from 6061-T6 aluminum and chrome plated
- Fits 1980 to present FLT models.

- Direct bolt-on using stock mounting hardware

**A06819** Passenger floorboard kit Chrome

**A06813** Replacement rubber kit (18 pcs.)



## BATTISTINI B2 SHORTBOARDS DRIVER FLOORBOARD

- Replacement driver floorboards
- Signature Battistini design
- Features rubber pads to reduce vibration
- Fits 1980 to present FLT & FLH Touring models
- Available in black and chrome finish
- Floorboards measure approximately 18" (46 cm) long and 5" (12.5 cm) wide

**A06975** Black

**A06974** Chrome







## BATTISTINI SEMI-CIRCLE DRIVER FLOORBOARD

- Replacement driver floorboards
- Signature Battistini design
- Features rubber pads to reduce vibration
- Fits 1980 to present FLT & FLH Touring models
- Available in black and chrome finish
- Floorboards measure approximately 14" (36 cm) long and 5" (12.5 cm) wide

**A06972** Black

**A06970** Chrome



## BATTISTINI SEMI-CIRCLE PASSENGER FLOORBOARD

- Replacement passenger floorboards
- Signature Battistini design
- Features rubber pads to reduce vibration
- Fits 1980 to present FLT & FLH Touring models
- Available in black and chrome finish

**A06973** Black

**A06971** Chrome



## NESS FLOORBOARD SKINS

- Designed to fit over the base of rectangular styled floorboards from 1940-up
- CNC machined from 6061-T6 billet aluminum
- Chrome finish
- Rubber inserts reduce vibration
- Sold in pairs

**A06845** Ness Floorboard Skins

**A06836** Replacement rubber kit (8 pcs.)



## NESS PASSENGER FLOORBOARDS 1989-UP TOURING

- Designed for FLH and FLT Models 1989 to present
- CNC machined from 6061-T6 billet aluminum
- Show quality chrome finish
- Sold in pairs

**A06820** FLH & FLT Passenger Floorboards

**A06821** Replacement rubber for skins (8 pcs.)



## NESS MINI FLOORBOARDS

- Fit almost any front or rear factory foot peg application
- Measure a petite 8" (20 cm) long x 3 1/2" (9 cm) wide
- CNC machined from 6061-T6 billet aluminum
- Equipped with a rotating male mount
- Beautiful chrome finish
- Kit includes boards, 8 rubber cushion inserts and the necessary hardware

**A06840** Mini floorboards, chrome

**A06832** Replacement rubber inserts (8 pcs.)



## NESS 3" FORWARD CONTROL RELOCATORS FOR SOFTAIL

- Moves factory foot controls 3" forward to increase leg room
- Includes black anodized billet aluminum adapter plates, extended stainless steel rear brake line, extended shifter rod, kickstand spring pin and necessary hardware

**A07610** Fits 2000 thru 2006 Softail models

**A07611** Fits 2007 to present Softail models, except ABS equipped models

**A07616** **NEW** Fits 2011 to present ABS equipped Softail models

**A07612** Replacement brake line for 2000 thru 2006

**A07613** Replacement brake line for 2007 to present, except ABS equipped models

**A07617** **NEW** Replacement brake line for 2011 to present ABS equipped Softail models

**NEW**



## NESS 2" FLOORBOARD RE-LOCATORS FOR TOURING MODELS

- Kit moves factory floorboards forward by 2" (5 cm)
- Provides extra leg room and comfort for taller riders
- Steel relocation brackets utilize factory mounting hardware
- Designed to work on all 1983 thru 2008 or 2008 to present Touring models
- Available in either black powder coat or chrome

**A07607** Fits 1983 thru 2008 FLH and FLT models, chrome

**A07606** Fits 1983 thru 2008 FLH and FLT models, black

**A07608** Fits 2008 to present FLH and FLT models, chrome

**A07609** Fits 2008 to present FLH and FLT models, black



## CHROME PASSENGER FOOT PEG SUPPORTS

Perfect copies from the Original Equipment passenger foot peg supports as found on 2000 to present Softail models. The included 3/8-16 UNC socket head screws slip into the supports and are used to bolt them to the frame. Chrome pivot bolts and nylock nuts are also included. Fits stock and most aftermarket frames. These supports take all stock and aftermarket small male mount foot pegs and are sold in pairs.

**346174** Chrome bolt-thru passenger foot peg support kit (OEM 50942-00)



## ADJUSTABLE "SHAKER" MOON FLOORBOARDS

An innovative design which provides a versatility lacking in other floorboards. The forged and chrome-plated mounting brackets permit a full seven inch fore-aft adjustment along with angle and height adjustability. The use of rubber bumpers ensures a comfortable ride and no vibrations to your feet. Fits all 4 Speed FXWG models from 1980 thru 1986, all Softail models 1984 to present (except Heritage and Fat Boy) and all Dyna Wide Glide models 1990 to present. However, they can be installed on any late-model motorcycle with clevis-style footpeg mounts.

**057020** Adjustable Shaker floorboards (set)



## LATE MODEL RECTANGULAR "SHAKER" FLOORBOARDS.

These rectangular "Shaker" floorboards are stock replacement items for crash-damaged or used motorcycles. They fit all 5 Speed FLT, FLHT, FLHS Heritage Softail and Fat Boy models from 1980 to present. Sold in sets (OEM 50621-79).

**057040** Shaker Floorboards



## FLOORBOARDS FOR FLST SOFTAIL MODELS

Perfect reproduction of the floorboards as used on all 2006 to present FLST series models, including Fat Boy, Heritage, Cross Bones and Springer. Have a chrome finish and come with the rubber pads installed. Sold in pairs.

**057190** Pair chrome floorboards with rubber pads (OEM 50621-06)



## MOON FLOORBOARDS FOR BIG TWINS

Beautifully chrome plated floorboard set, a perfect copy of the early original floorboards. Stock replacement for Big Twins 1941 thru 1965, but will also fit the original brackets on all 4 Speed Big Twin models 1940 thru 1984.

**361502** Floorboard set (OEM 50603-40)

**358021** Replacement rubbers, set of 2 (OEM 50640-40)





## MOON FLOORBOARDS WITH USA LOGO

Beautifully chrome plated floorboard set, a perfect copy of the Harley-Davidson floorboards. Fits all Big Twins 1941 thru 1984. Features USA logo in rubber pad (OEM 50603-40).

**361566** Moon floorboard set with USA letter



## "SHAKER" MOON FLOORBOARDS

Rubber mounted "Shaker" floorboards to replace the early solid mount vibrators. Super chrome really makes your bike outstanding.

**361558** Floorboards Oval shaker set



## LATE MODEL "SHAKER" MOON FLOORBOARDS

Classic style floorboard set which fits all 5 Speed FLT, FLHT, FLHS Heritage Softail and Fat Boy models from 1980 to present. Depending on which way they're installed, you'll end up with your feet 1" (25 mm) further ahead or further behind the stock position. This makes it possible to tailor your foot placement for increased comfort (OEM 50599-89T).

**057041** Oval shaker floor board set

**NEW**



## "THE FACTORY" CAST BRASS MOON STYLE FLOORBOARD INSERTS

Traditionally hand cast by "The Factory" these solid brass floorboard inserts are a great looking replacement for the stock rubber inserts on 1941 thru 1965 Big Twins, as well as most aftermarket Moon style floorboards. Rubber mounted for comfort and great classic looks, certainly in combination with other cast brass accessories from "The Factory" found elsewhere in this catalog. Available with or without cast-in "The Factory" logo.

**735454** "The Factory" cast brass Moon style floorboard inserts, plain

**735455** "The Factory" cast brass Moon style floorboard inserts with logo

**NEW**



## "THE FACTORY" CAST BRASS FLOORBOARD INSERTS

Hand cast by "The Factory" these solid brass floorboard inserts are a great looking replacement for the stock rubber inserts on most 1980 to present Touring and FLST Softail models. Floorboards are rubber mounted for comfort and give your bike a great classic look. Certainly in combination with other traditionally cast accessories from "The Factory" found elsewhere in this catalog. Inserts are, like almost any part from "The Factory", attractively packed in an exclusive wooden box. Available with or without cast-in "The Factory" logo.

**735460** "The Factory" cast brass floorboard inserts, plain

**735461** "The Factory" cast brass floorboard inserts with logo



## HOLESHOT BILLET ALUMINUM FLOORBOARDS

These billet aluminum floorboards add a great custom look to your bike. They are easy to install as they feature custom designed mounting brackets, ready to bolt on the stock floorboard mountings. The energy absorbing Zi-Cone rubber pads provide extra grip and comfort under any riding condition. These floorboards fit all 1984 to present FLH and FLT Touring models and all 1986 to present FLST models. Sold in pairs. Matching brake pedals, shifter pegs and passenger boards are also available. Replacement rubbers are also available and are sold in sets of 16.

- 057194** **NEW** Chrome driver floorboards, pair
- 057203** **NEW** Chrome passenger floorboards, pair
- 057236** Chrome brake pedal pad
- 057200** Chrome shifter peg set
- 057195** **NEW** Black driver floorboards with contrasting machined accents, pair
- 057204** **NEW** Black passenger floorboards with contrasting machined accents, pair
- 057237** Black brake pedal pad
- 057201** Black shifter peg set
- 057234** **NEW** Bronzed driver floorboards, pair
- 057235** **NEW** Bronzed passenger floorboards, pair
- 057238** Bronzed brake pedal pad
- 057232** Bronzed shifter peg set
- 057196** **NEW** Set of 16 replacement rubbers



## SLASHER BILLET ALUMINUM FLOORBOARDS

These billet aluminum floorboards add a great custom look to your bike. They are easy to install as they feature custom designed mounting brackets, ready to bolt on the stock floorboard mountings. The energy absorbing Zi-Cone rubber pads provide extra grip and comfort under any riding condition. These floorboards fit all 1984 to present FLH and FLT Touring models and all 1986 to present FLST models. Sold in pairs. Matching brake pedals, shifter pegs and passenger boards are also available. Replacement rubbers are sold in sets of 16.

- 057208** **NEW** Chrome driver floorboards, pair
- 057210** **NEW** Chrome Slasher passenger floorboard kit
- 057236** Chrome brake pedal pad
- 057200** Chrome shifter peg set
- 057209** Black driver floorboards, pair
- 057211** **NEW** Black Slasher passenger floorboard kit
- 057237** Black brake pedal pad
- 057201** Black shifter peg set
- 057230** **NEW** Bronzed driver floorboards, pair
- 057231** **NEW** Bronzed passenger floorboards, pair
- 057238** Bronzed brake pedal pad
- 057232** Bronzed shifter peg set
- 057196** **NEW** Set of 16 replacement rubbers



## PASSENGER FLOORBOARDS FOR FL & FLH MODELS

Chrome plated passenger floorboards. Offer more comfort for the passenger. Easy to install (set of 2).

- 361507** Passenger floorboards
- 361542** Replacement floorboard rubbers

## ADJUSTABLE FLOORBOARD KITS

The latest design of adjustable floorboards provides the rider with a versatility lacking in other floorboards. The kit permits a full seven inch of forward-aft adjustment along with angle and height adjustability. The chrome plated and forged mounting brackets ensure strength and durability. Available with our popular floorboards as well as our latest style Shaker floorboards. Both models are designed to fit all 4 Speed FXWG models from 1980 thru 1986 and all Softail models or Dyna Wide Glide models 1984 to present (except Heritage and Fat Boy). The floorboards can also be used as passenger floorboards on Softail models or on any late model motorcycle with clevis-style foot peg mounts.



- 057068** Adjustable "Shaker" floorboard kit



- 057069** Adjustable floorboard kit





## FLOORBOARDS FOR BIG TWIN

Feature anti-vibration rubber bumpers for a smooth ride. Chrome plated finish. Rubbers and bumpers are separately available. Fits the stock mounting brackets on all 4 Speed Big Twin models 1940 thru 1984. If stock brackets have been removed, replacement bracket kits are available.

- 057010** Floorboard set (OEM 50603-74A)
- 361524** Floorboard rubber (OEM 50614-66) (Sold each)
- 057011** Bumper rubbers (OEM 50620-74) (set of 8)




## SWEPT STREAMLINER RIDER FLOORBOARDS

The Swept Streamliner floorboards are styled after the sleek sweeping floorboard design found on the FLHRC Road King Custom. These boards feature rubber pads to isolate vibration and three chrome bands to enhance their appearance. Very easy to install in place of the stock floorboards found on all 1980 to present FLH and FLT series Touring models and 1986 to present FLST Softail models. Sold in pairs in your choice of black or chrome.

- 057197** Chrome



- 057198** Black



**NEW**

## CYCLE KRAFT FLOOR BOARDS

Cycle Kraft floor boards are CNC machined from billet aluminum by Ken's Factory. Available in a polished finish or black anodized with clear cuts. Simple bolt-on installation on the factory mounts.

## Fits FLST Softail models and FLH and FLT series Touring models 1986 to present

- 747260** Polished
- 747259** Black anodized finish with clear cuts



## TOUR-EASE PASSENGER FLOORBOARD SET

These floorboards provide excellent comfort for the passenger and feature a universal mounting system that promotes easy installation. Some modifications may be required for installation.

- 057005** Tour-Ease passenger floorboards



**NEW**



## HOLESHOT BILLET ALUMINUM PASSENGER FLOORBOARDS

These billet aluminum floorboards add a great custom look to your bike. They are easy to install as they feature folding 4 1/2" (11.4 cm) long 1/2" UNC threaded stand-offs. The energy absorbing Zi-Cone rubber pads provide extra grip and comfort under any riding condition. Matching driver floorboards to fit all 1984 to present FLH and FLT Touring models and all 1986 to present FLST Softail models are also available. Replacement rubbers are sold in sets of 16.

- 057203** Chrome passenger floorboards, pair
- 057194** Chrome driver floorboards, pair
- 057204** Black passenger floorboards with contrasting machined accents, pair
- 057195** Black driver floorboards with contrasting machined accents, pair
- 057235** Bronzed passenger floorboards, pair
- 057234** Bronzed driver floorboards, pair
- 057196** Set of 16 replacement rubbers

**NEW**



## BRACKET KIT FOR ORIGINAL STYLE FLOORBOARDS

Complete floorboard mounting bracket sets. Available for early steel primary and later models with aluminum primary. Fits Oval, Oval Shaker and Late Style floorboards.

- 057032** Mounting bracket set for aluminum primary models  
**057034** Mounting bracket set for steel primary models



## SLASHER BILLET ALUMINUM PASSENGER FLOORBOARDS

These billet aluminum floorboards add a great custom look to your bike. They are easy to install as they feature folding 4 1/2" (11.4 cm) long 1/2" UNC threaded stand-offs. The energy absorbing Zi-Cone rubber pads provide extra grip and comfort under any riding condition. Matching driver floorboards to fit all 1984 to present FLH and FLT Touring models and all 1986 to present FLST models are also available. Replacement rubbers are sold in sets of 16.

- 057210** Chrome Slasher passenger floorboard kit  
**057208** Chrome driver floorboards, pair  
**057211** Black Slasher passenger floorboard kit  
**057209** Black FL Slasher floorboard  
**057231** Bronzed passenger floorboards, pair  
**057230** Bronzed driver floorboards, pair  
**057196** Set of 16 replacement rubbers



## WELD-ON TAB FOR FORWARD CONTROL

Welds to the right hand side of the frame of the late 4 Speed Big Twin frames without the mounting tab as original equipment. Perfect for mounting Hi-Way pegs or forward controls.

- 233527** Weld on tab forward control



## JOCKEY SHIFT CONVERSION FOR HARLEY BIG TWIN

Converts the hand clutch and foot shift to hand shift and foot operated clutch. Fits Big Twin models thru early 1979 with 4 Speed gearbox. Has super looking chrome finish. Takes standard or custom ball (not included).

- 056010** Conversion kit  
**292084** Jockey shift lever only



## ARLEN NESS BRAKE PEDALS FOR TOURING MODELS

- The ultimate in brake arms from Arlen Ness
- Perfect match for Ness heel/toe shifter kits
- Carved from billet aluminum and chrome plated or black anodized
- Choose from Deep Cut, Retro or Radius styling
- Radius brake arm does not include a brake peg, this must be ordered separately
- Available for both 1997 thru 2007 and 2008 to present Touring models

### Brake arms

1997 thru 2007	2008 to present	
<b>A19773</b>	<b>A19774</b>	Deep Cut, chrome
<b>A19768</b>	<b>A19778</b>	Deep Cut, black
<b>A19776</b>	<b>A19777</b>	Retro
<b>A19772</b>	<b>A19775</b>	Radius (brake peg sold separately)



## NESS-TECH BRAKE PEDALS FOR TOURING MODELS

- Better comfort, better style
  - Radius design radically improves styling
  - Each pedal is machined from 6061-T6 billet aluminum and then beautifully chrome plated
- A19770** Fits 1997 thru 2007 FLH and FLT models  
**A19771** Fits 2008 to present FLH and FLT models





## ARLEN NESS FOOT CONTROL KITS FOR TOURING MODELS

- The ultimate foot control kits from Arlen Ness
- Each design is carved from billet aluminum
- Available individually or as a complete brake and shifter set
- Choose from Battistini, Deep Cut, Retro or Radius styling
- Radius brake and heel/toe shifter kits do not include brake/shifter pegs, these must be ordered separately
- Available for both 1997 thru 2007 and 2008 to present Touring models

## Heel/Toe Shifter kits for 1997 to present Touring models

<b>A19458</b>	Battistini, chrome
<b>A19459</b>	Battistini, black
<b>A19791</b>	Deep Cut, chrome
<b>A19792</b>	Deep Cut, black
<b>A19793</b>	Retro
<b>A19790</b>	Radius (order brake and shifter pegs separately)

## Brake & Heel/Toe Shifter kits

1997 thru 2007	2008 to present
<b>A19797</b>	<b>A19794</b> Deep Cut, chrome
<b>A19798</b>	<b>A19795</b> Deep Cut, black
<b>A19799</b>	<b>A19796</b> Retro



## BATTISTINI BRAKE PEDALS FOR TOURING & SOFTAIL MODELS

- Compliments Battistini shift lever
- Available in chrome or black anodized
- Simple and easy to install

Chrome	Black
<b>A07550</b>	<b>A07551</b> 2000-2007 FLH & FLT
<b>A07552</b>	<b>A07553</b> 2008 to present FLH and FLT
<b>A07556</b>	<b>A07557</b> 1986-1999 FLST Softail
<b>A07554</b>	<b>A07555</b> 2000 to present FLST Softail
<b>A07556</b>	<b>A07561</b> 1984-1999 FXST Softail
<b>A07558</b>	<b>A07559</b> 2000 to present FXST Softail



## MECHANICAL BRAKE PEDAL BACKING PLATE

Fits all Big Twins 1936 thru 1957 (OEM 42480-36). Chrome finish.

**291238** Mechanical Brake Pedal backing plate



## MECHANICAL BRAKE PEDAL

Fits all Big Twins 1936 thru 1957 (OEM 42402-36). Chrome finish.

**291237** Brake pedal



## HYDRAULIC BRAKE PEDAL BACKING PLATE

Fits all Big Twins 1959 thru 1969. Chrome finish (OEM 42480-59).

**291231** Brake pedal backing plate



## HYDRAULIC BRAKE PEDAL

Fits all Big Twins 1959 thru 1969. Chrome finish (OEM 42402-59).

**291230** Brake pedal



## HYDRAULIC BRAKE BACKING PLATE

Fits all FL models 1970 thru early 1979. Chrome finish (OEM 42480-73).

**291248** Brake pedal backing plate



## HYDRAULIC BRAKE PEDAL

Fits all FL models 1970 thru early 1979. Chrome finish (OEM 42404-73A).

**292033** Brake pedal Hydraulic



## CHROME REAR BRAKE PEDAL

A perfect replica of the OEM rear brake pedal. Beautifully and flawlessly chrome plated. Fits FLSTC and FLSTF models late 1987 to present and FLSTN models 1993 to present (OEM 42407-87B).

**291236** Brake pedal



## REAR BRAKE PEDAL

Chrome plated replacement rear brake pedal. Fits all FX models 1972 thru 1985 (not for FXWG) (OEM 42399-72A).

**292035** Rear Brake pedal



## FLOORBOARD ADAPTOR

This floorboard adapter must be used to retain the factory floorboard, when a custom exhaust system is installed, to clear the front pipe. Used on all FLH nosecone models 1970 thru 1984 kick- and -electric start.

**062041** Floorboard adaptor



## ARLEN NESS DEEP CUT BRAKE PEDALS

- Deep Cut brake pedals combine unique design with excellent function
- Perfect match for the Deep Cut Heel/Toe shifter kits or single shift kits
- Machined from 6061-T6 aluminum and then either chrome plated or black anodized and machine cut

**Fits 2000 to present FLST Softail models**

**A19750** **NEW** Chrome

**A19751** **NEW** Black

**Fits 2000 to present FXST Softail models**

**A19752** **NEW** Chrome

**A19753** **NEW** Black



**Fits 2006 to present FXDWG Dyna Wide Glide and 2008 to present FXDF Fat Bob, as well as all 2006 to present Dyna models with ZPN 056269 forward controls installed**

**A19754** **NEW** Chrome

**A19755** **NEW** Black



**Fits 1997 thru 2007 FLH and FLT series Touring models**

**A19773** Chrome

**A19768** Black

**Fits 2008 to present FLH and FLT series Touring models**

**A19774** Chrome

**A19778** Black



## CHROME BRAKE PEDAL

This chrome plated rear brake pedal is a "stronger than stock" aluminum forging, and the perfect finishing touch for FXR models with the black and chrome engine package. Fits all FXR models from 1982 thru 1994 (OEM 42523-82 & 42523-87).

**362109** Chrome brake pedal



## HYDRAULIC BRAKE LEVER STOP

Chrome plated brake lever stop, fits all FL models 1970 thru 1979, FX models 1971 thru 1972 (OEM 42411-70T).

**291250** Brake lever stop



## DIAMOND STYLE BRAKE PEDAL PAD

Beautifully chrome plated brake pedal pad with diamond shaped rubber inserts for sure grip. Bolts on to the Original Equipment brake pedal in place of the stock rubber pad. Fits FXWG, Softail and Dyna Wide Glide models from 1983 to present.

**358068** Diamond style brake pedal pad





## CHROME REAR BRAKE PIVOT COVER

These chrome plated stamped and beveled covers were designed to cover the pivot point on the brake lever and are held in place by a new socket head screw. They install in just about two minutes. Fits FXWG and Softail models (except Heritage and Fat Boy) from 1983 to present.

**301817** Rear brake pivot cover



## STREAMLINER BRAKE PEDAL PAD

Another addition to our extensive line of Streamliner style products. Die-cast brake pedal pads with a chrome plated finish, with rubber inserts in the popular Streamliner design. Replaces the black rubber pad on all FXWG, Dyna Wide Glide and FXST models from 1983 to present.

**358066** Streamliner brake pedal pad



**NEW**

## BILLET ALUMINUM BRAKE PEDAL PADS FOR TOURING MODELS

These billet aluminum brake pedal pads add a great custom look to your bike. They also match perfectly with our "Slasher" and "Holeshot" floorboards. Available in chrome plated, black anodized with clear cuts or bronze anodized. Fit all 1984 to present FLH and FLT Touring models and all 1986 to present FLST Softail models.

**057236** Chrome

**057237** Black

**057238** Bronze



**NEW**

## CYCLE KRAFT BRAKE PEDAL PADS

Cycle Kraft brake pedal pads are CNC machined from billet aluminum by Ken's Factory. Available in polished finish or black anodized with clear cuts. Simple bolt-on installation.

**Fits FXST Softail models 1984 to present, except FXSTD "Deuce"**

**747261** Polished

**747262** Black anodized finish with clear cuts

**Fits FLH and FLT series Touring models 1986 to present**

**747263** Polished

**747264** Black anodized finish with clear cuts



**NEW**

## STREAMLINER BRAKE PEDAL PADS

Styled after the stock brake pedal pad on the Road King Custom. The beefy rubber pad features three protruding accents and is surrounded by the frame. Available in chrome or black and comes complete with an acorn style nut. Bolts on in seconds on all FLH and FLT series Touring models 1980 to present and all 1986 to present FLST Softail models (OEM 42712-04).

**351492** Chrome Streamliner brake pedal pad

**351493** Black Streamliner brake pedal pad



## PRO-ONE BILLET BRAKE PEDAL COVER

Pro-One's two-piece design features a billet top pad with ball milled lines combined with a lower plate to enclose your stock brake pedal for a custom look. Fits FLT, FLHT Heritage Softail and Fat Boy 1987 to present.

**237841** Brake pedal cover chrome



## FORWARD CONTROL KIT FOR 2004 TO PRESENT SPORTSTER

These beautifully finished forward controls are available as a stock replacement as well as in a 2" (5 cm) extended kit. Both shift and brake levers are aluminum forgings that have flawless chrome finish. Extended kits mount on the same tabs as the stock replacement controls. Kits include ISO style pegs for more comfort to your feet. Kits include chrome plated mounting hardware.

### Chrome forward control for Sportster 2004 to present

**056135** Chrome forward control (OEM 33395-04)

**056137** 2" extended Chrome forward control

**237841** Brake pedal cover chrome



## NESS-RETRO ROCKET FORWARD CONTROLS

- Retro styled forward controls designed to match the Arlen Ness Retro hand controls
- Made for 1984 thru 1999 FXST & 4-Speed Big Twin models or 2000-Up Softail models
- Available in either show quality chrome or rich black anodizing
- Black anodized models feature machine cuts for a great contrasting look
- See elsewhere in this Chapter for matching Ness Retro hand controls

**Note:** Foot pegs and shifter pegs are not included but sold separately

### Forward control fits 1984 thru 1999 FXST and 4-speed Big-Twin

**A07602** Chrome

**A07603** Black

### Forward Controls fits 2000-up Softail (Includes custom kickstand mount and requires the kickstand kit for 2007 to present models)

**A07604** Chrome

**A07605** Black

**A07624** Custom kickstand kit for use on 2007 to present models

### Replacement parts

**A19910** Radius shifter rod, stock length

**A07641** Master Cylinder Rebuild Kit, 3/4" bore

**A07601** Shift/brake peg extension

**A07600** Foot peg mount



NOTE: WHEN INSTALLING EXTENDED FORWARD CONTROLS ON A MOTORCYCLE, MAKE SURE ALL CLEARANCES ARE CHECKED





## NESS RADIUS FORWARD CONTROLS

- Curvaceous design for a show winning look
- All master cylinder linkage is hidden
- Shift controls feature teflon bushings for smooth operation
- Available in stock length and 3" (7.5 cm) Extended versions
- Custom shifter rod included
- CNC machined from 6061-T6 billet aluminum
- Show quality chrome finish
- Accepts any of our male mount style foot pegs or our mini floorboards and brake/shifter pegs
- Kits include a custom kickstand mount

**Note:** For use on 2007 to present models a ZPN A07624 kickstand must be ordered separately

**Note:** Kits do not include foot pegs, brake,- or shifter peg. Order a set of male mount foot pegs and two brake/shifter pegs of your choice to complete these controls

## Radius forward controls for 2000 to present Softail models

- A07621** Stock length  
**A07623** 3" Extended

## Radius forward controls for 4 Speed Big Twin, 1984 thru 1999 Softail and most Softail style custom frames

- A07620** Stock length  
**A07622** 3" Extended

## Optional

- A07624** Custom kickstand kit for use on 2007 to present models

## Replacement parts

- A19910** Radius shifter rod, stock length  
**A07642** Master Cylinder complete  
**A07641** Master Cylinder Rebuild Kit, 3/4" bore  
**A07629** Master cylinder top cover gasket  
**A07646** Chrome endcap cover, brake or shifter side  
**A07601** Shift/brake peg extension  
**A07600** Foot peg mount



## BATTISTINI FORWARD CONTROLS

- Sleek design uses the lever pivot for the foot peg mount
- Available in stock length and 2" (5 cm) extended
- Your choice of show quality chrome or rich black anodized finish
- Complete with Battistini foot pegs, brake peg and shifter peg
- Must be used with a pre-2000 kickstand bracket and a 2" extended shifter rod

## Fits 2000 to present models

- A07516** Black, stock length  
**A07517** Black, 2" extended  
**A07514** Chrome, stock length  
**A07515** Chrome, 2" extended

## Fits 4 Speed Big Twin, 1984 thru 1999 Softail and most Softail style custom frames

- A07512** Black, stock length  
**A07513** Black, 2" extended  
**A07510** Chrome, stock length  
**A07511** Chrome, 2" extended



## FORWARD CONTROL KIT FOR EARLY SPORTSTERS

An easy-to-install kit for moving the controls to a more comfortable position near the front frame down-tubes. All major components are chrome plated and comes complete with mounting hardware. Works with all our 5/8" female mount footpegs and studded or threaded brake,- and shifter pegs. Available for 1957 thru 1974 models with the rare right side shifting as well as for 1977 thru 1978 models with the normal left side shifting.

- 056148** Fits 1957 thru 1974 models  
**056149** Fits 1977 thru 1978 models



## FORWARD CONTROL KIT FOR SPORTSTER MODELS

A forward control kit provides a low cruiser look to your motorcycle, with the comfort of extended reach for the long haul. This kit is a chrome version of the stock forward controls as found on 1999 to present XL 883C and XL 1200C models. Kit is very attractively priced, as there are no foot pegs included. These can re-use the stock foot pegs, as well as the shifter peg from your bike. If you prefer a set of new better styled custom pegs, these can be found elsewhere in this catalog. Fits 1986 thru 1990 4 Speed, and 1991 thru 2003 5 Speed Sportster models, except 883R. Also available in a 2" extended version for more comfort.

**056129** Control relocation kit (OEM 33891-98)

**056212** 2" Extended control relocation kit

**Note:** Does not work with Screamin Eagle, Vance and Hines, or Supertrapp 2-into-1 exhaust systems



## FORWARD CONTROL SETS

Comfort, style and a custom appearance are combined in these American engineered forward control sets. Available from Zodiac for the latest Harley models. Sets are available for all 5 Speed FXR models Harley-Davidson, Shovelhead or Evolution powered 1982 thru 1994 and for the 1986 to present Evolution powered 883-1100-1200 Sportster. These controls are easy to install without removing the primary covers. All parts are show-chromed and complete with Zodiac's O-ring foot pegs. This is the way to go for easy Hi-Way cruising and a superb Custom look.

**056025** Evolution Sportster 1986 thru 1990

**056080** Evolution Sportster 1991 to present with 5 Speed transmission

**056083** FXR 1982 thru 1994

## Replacement brake pedals

**056079** Fits Sportster sets

**056078** Fits FXR sets



## FORWARD CONTROL KIT FOR DYNA GLIDE MODELS

Chrome plated forward control kit for all Dyna Glide models from 1991-2005. Stock replacement for the Original Equipment parts as fitted on Dyna Wide Glide models from 1993-2005, but can also be used on 1991-2005 Dyna Low Rider models when eliminating the mid-mount controls. This kit is easy to install and will fit perfectly.

**056095** Forward controls for Dyna

**056097** Shift lever only (OEM 34564-90A)

NOTE: WHEN INSTALLING EXTENDED FORWARD CONTROLS ON A MOTORCYCLE, MAKE SURE ALL CLEARANCES ARE CHECKED





## EXTENDED FORWARD CONTROL KIT

For the long-legged riders who want to convert their mid-mount controls to a more comfortable and extended forward position, we offer a very complete extended control kit to fit all Dyna Glide models 1991-2005. This beautifully chrome plated kit locates the foot peg and controls position approx. 2" (5 cm) further forward than the OEM footpegs. Fits all 1991-2005 Dyna Glide models. It includes all necessary parts including an extended and reinforced brake rod.

**056096** Extended forward control kit for Dyna models

**056097** Shift lever only (OEM 34564-90A)



## FORWARD CONTROL KIT FOR DYNA GLIDE MODELS

Chrome plated forward control kit that fits all Dyna Glide models from 2006 to present. Stock replacement for the Original Equipment parts as fitted on 2006 to present Dyna Wide Glide and FXDF, but can also be used on all other 2006 to present Dyna models when eliminating the mid-mount controls. A perfectly fitting and very easy to install kit that comes complete with all required hardware. Tall riders may also consider the purchase of a separately available extension kit that will relocate the foot pegs and controls some 2" (5 cm) further forward,

**056269** Forward control kit for 2006 to present Dyna (OEM 49080-06)

**056270** Fits 2006 to present Dyna models, with ZPN 056269 or similar forward controls




## FORWARD CONTROL EXTENSION KIT FOR DYNA'S

This extension kit locates the foot pegs and controls approx. 2" (5 cm) further forward than stock, providing relief for tall Dyna riders. Kit contains two relocation plates with hardware and an extended brake and shifter rod. All parts have a beautiful show-chromed finish.

**056099** Fits 1993 thru 2002 Dyna Wide Glide models, and any other Dyna with ZPN 056095 or similar forward controls.

**056270** Fits 2006 to present Dyna models, with ZPN 056269 or similar forward controls

NOTE: WHEN INSTALLING EXTENDED FORWARD CONTROLS ON A MOTORCYCLE, MAKE SURE ALL CLEARANCES ARE CHECKED



## FORWARD CONTROL RE-LOCATION KIT

This beautifully chrome plated kit re-locates the forward control 3" further forward providing longlegged riders a more comfortable riding position. Stock foot pegs and brake lever must be re-used. Installation can be done in less than one hour. Comes complete with all necessary hardware and detailed instructions. Fits 1987 thru 1999 Softail models and may be installed on 1986 thru 1999 Softail models if the oil filter is re-located.

**056032** Forward control re-location kit



## 3" EXTENSION KIT FOR 2000 THRU 2006 SOFTAIL MODELS FORWARD CONTROLS

Provide more comfort and concerning clearance for taller riders, this extension kit relocates the footpegs 3" further forward. Fits all 2000 thru 2006 Softail models with forward controls. Kit contains 2 relocation plates, extended shifter rod and chrome plated screws. Extended rear brake line is not included but must be ordered separately.

- 056263** Chrome
- 056264** Polished
- 056265** Black



## FLOORBOARD RE-LOCATOR KITS FOR SOFTAIL

Move the OEM floorboards 2" forward for more leg room. Kit uses stock floorboards, brake lever, shift lever and shift arm. Kits include aluminum adapter plates in your choice of chrome, polished or black, stainless steel extended shifter rod and mounting bolts. 1986 thru 1999 Softails also include a chrome plated brake master cylinder cover. Extended rear brake line is not included and must be ordered separately. Available for 1986 thru 1999 and 2000 to present floorboard equipped Softail models.

### Fits 1986 thru 1999 Softail

- 056257** With chrome adapter plates
- 056258** With polished adapter plates
- 056259** With black adapter plates

### Fits 2000 to present Softail

- 056260** With chrome adapter plates
- 056261** With polished adapter plates
- 056262** With black adapter plates



## FOOT CONTROL SPACERS FOR SOFTAILS WITH WIDE WHEEL CONVERSION

These spacers are designed for Twin Cam Softail models that have a wide wheel conversion installed, such as our Wide Ass and Super Ass swing arm kits. Moves the shifter side of your floorboards or forward controls 25 mm (almost 1") outwards to give room for your offset primary. Has a black finish and comes with hardware.

**396000** Foot control spacer for Twin Cam Softail

NOTE: WHEN INSTALLING EXTENDED FORWARD CONTROLS ON A MOTORCYCLE, MAKE SURE ALL CLEARANCES ARE CHECKED



## CHROME BILLET FORWARD CONTROL SETS FOR TWIN CAM SOFTAIL MODELS

These very complete forward control sets are CNC machined from aircraft quality billet aluminum and feature a show chrome finish. Kits include a billet aluminum 3/4" bore rear brake master cylinder, rubber band style foot pegs, and shifter peg. The brake pedal and shift levers ride on bronze bushings for smoother and anti-wear pedal operation. Come complete with all required hardware for easy installation on all Twin Cam Softail models 2000 thru 2006.

**056133** Chrome billet forward control kit

## CHROME FORWARD CONTROL KITS WITH MASTER CYLINDER FOR BIG TWINS

This is the most complete and affordable kit. It includes a 3/4" bore Kelsey-Hayes type master cylinder with extended brake line and all mounting hardware. The brake pedal and shift lever ride on bronze bushings giving smoother pedal action. For the guys with long legs we offer a 2" (5 cm) extended kit. Both are available as a complete kit with O-ring type foot pegs and shifter peg or as a kit without foot pegs. The kits without pegs allow you to pick the pegs of your choice just because you like those better or to get a matching set with your passenger pegs. The foot peg supports have female clevis' that will accept most male type foot pegs shift lever accept any style shift peg. Fits all 4 Speed FX and FL models from 1958 thru 1986 and all 5 Speed Softail models from 1986 thru 1999.

**Note:** On some 1980 to 1984 FXE models the right side mounting tab is not installed. These models require the welding on of our mounting tab ZPN 233527.

## Complete forward control set, includes O-ring type foot pegs and shifter peg

**056100** Forward control set

**056108** 2" Extended forward control set

## Forward control set without foot pegs and shifter peg

**056109** Forward control set

**056110** 2" Extended forward control set

NOTE: WHEN INSTALLING EXTENDED FORWARD CONTROLS ON A MOTORCYCLE, MAKE SURE ALL CLEARANCES ARE CHECKED





## BILLET FORWARD CONTROL FOR SOFTAIL MODELS

These forward controls are another great looking product from Kustom Tech. The sleek design of the master cylinder will perfectly match with Kustom Tech's contoured handlebar controls. The shift and brake peg as well as the footpegs have a rubber inlay that will prevent your feet from slipping of. Pegs will fold for your safety and convenience. Made from billet aluminum and then polished to a mirror shine high gloss finish or satin black anodized. Controls will fit all Softail models from 1986 thru present. Set includes a banjo fitting and a shifter rod. These forward controls require a separate kickstand like ZPN 741128.

### Fits Softail models 1986 thru 1999

- 741142** Polished
- 751142** Black anodized

### Fits Softail models 2000 to present

- 741144** Polished with slotted arms
- 751144** Black anodized with slotted arms
- 751286** **NEW** Black anodized with round hole arms

### Master cylinder rebuild kits

- 751147** For 14 mm bore
- 751148** For 16 mm bore

## KUSTOM TECH BILLET ALUMINUM PASSENGER PEGS

Manufactured from aircraft quality billet aluminum and polished to a mirror shine high-gloss finish. These pegs are a perfect example of Italian style and design. These folding pegs have a rubber inlay that will prevent your feet from slipping of for your safety and convenience. The sleek design will perfectly match with Kustom Tech's contoured forward controls and handlebar controls.

- 741143** Polished
- 751143** Black anodized

## CHROME BILLET FORWARD CONTROL KIT FOR SOFTAIL

The smooth flowing lines of these forward controls match perfectly with the Softail. Mounting plates, levers and brake master cylinder in this kit are all CNC machined from solid billet aluminum, high luster polished and then chrome finished. All required hardware for the installation is included, but you will have to order a brake peg, shifter peg and a set of male mount foot pegs separately. This gives you a wide variety of styles to choose from. This kit fits all FX Softail models 2000 thru 2006. Installation on FXSTD Deuce models requires the use of ZPN 055011 spacer kit.

**055109** Forward control kit for 2000 thru 2006 FX Softail (OEM 33907-01)

**055011** Optional spacer kit for FXSTD Deuce (OEM 42802-03)



## "GLADIATOR" BILLET ALUMINUM FORWARD CONTROL KITS FOR FX, FL AND SOFTAIL MODELS

Gladiator forward controls are machined from aircraft quality billet aluminum with a show chrome finish and one of a kind foot- and shifter pegs. Kits include a billet aluminum 5/8" bore Kelsey-Hayes type master cylinder, rubber band equipped foot- and shifter pegs. The brake pedal and shift lever ride on bronze bushings for smoother and anti-wear operation. Although their very exclusive appearance these are real "Value for Money" kits. Available as a stock replacement as well as 2" extended kits for long legged riders. Kits fit all 4 and 5 Speed Evolution Softail models as well as all 4 Speed FX and FL models from 1958 thru 1986.

**Fits 4-speed FL 1958 thru 1986, 4-speed FX 1958 thru 1986 and all 1984 thru 1999 Softails**

**055101** Stock length

**055102** 2" Extended



**Note:** On some 1980 to 1984 FXE models the right side-mounting tab might not be installed. These models require installing of the weld-on mounting tab ZPN 233527.

NOTE: WHEN INSTALLING EXTENDED FORWARD CONTROLS ON A MOTORCYCLE, MAKE SURE ALL CLEARANCES ARE CHECKED



## CHROME FORWARD CONTROLS WITH HYDRAULIC FOOT CLUTCH

These forward controls feature a foot operated hydraulic clutch master cylinder that frees your left hand to operate a hand shifter. Shifter and brake arms are adjustable and roll on sealed bearings for smooth operation. The clutch and brake master cylinders are 5/8" bore and have inside mounted line fittings for neat and easy installation. Kits are precision made on CNC machinery from solid billet aluminum, then high luster polished and show chrome finished to perfection. All mounting hardware included. Fits all 1989 thru 1999 Softails and most custom applications. Available with fixed "No slip" knurled foot and shifter pegs or folding Gladiator style pegs. Hand shifter is not included.

**055113** With fixed "No Slip" knurled pegs

**055114** With folding Gladiator pegs



NOTE: WHEN INSTALLING EXTENDED FORWARD CONTROLS ON A MOTORCYCLE, MAKE SURE ALL CLEARANCES ARE CHECKED





## **BILLET ALUMINUM FORWARD CONTROL KITS FOR 4 AND 5 SPEED SOFTAIL MODELS AND 4 SPEED FX AND FL MODELS**

These very complete and affordable forward control kits are machined from aircraft quality billet aluminum. Kits include a billet aluminum 3/4" bore Kelsey-Hayes type master cylinder, rubber band equipped foot- and shifter pegs. The brake pedal and shift lever ride on bronze bushings for smoother and anti-wear operation. These "Value for Money" kits are available as a stock replacement as well as 3" extended kits for long legged riders. Kits fit all 4 and 5 Speed Evolution Softail models as well as all 4 Speed FX and FL models from 1958 thru 1986. Available in either chrome plated or polished versions. Chrome plated forward controls feature a pad style brake pedal, the polished aluminum version features rubber band style brake pedals.

**Note:** 3" Extended kit is not recommended for use on FLSTF Fat Boy or FLSTC Heritage models due to fender clearance. On some 1980 to 1984 FXE models the right side-mounting tab might not be installed. These models require installing of the weld-on mounting tab ZPN 233527.

### **Chrome plated billet aluminum forward control kits**

**056150** Stock length

**056151** 3" Extended

### **Polished billet aluminum forward control kits**

**056170** Stock length

**056171** 3" Extended

### **Replacement parts**

**144256** Smooth finish master cylinder polished

**144255** Smooth finish master cylinder chrome

**357020** Replacement foot- and shifter peg rubbers

**Note:** Shifter rod not included.

For 3" extended order ZPN 110060 shifter rod separately.



## **BLACK BILLET ALUMINUM FORWARD CONTROL KIT FOR 4 AND 5 SPEED SOFTAIL MODELS AND 4 SPEED FX AND FL MODELS**

Black anodized version of our very complete and affordable billet aluminum forward control kit. Feature contrasting highlights that really enhance their appearance. Kit includes a billet aluminum 3/4" bore Kelsey-Hayes type master cylinder, rubber band equipped foot- and shifter pegs. The brake pedal and shift lever ride on bronze bushings for smoother and anti-wear operation. This "Value for Money" kit is available as a stock replacement. Kit fits all 4 and 5 Speed Evolution Softail models as well as all 4 Speed FX and FL models from 1958 thru 1986. On some 1980 to 1984 FXE models the right side-mounting tab might not be installed. These models require installing of the weld-on mounting tab ZPN 233527.

### **Black anodized billet aluminum forward control kit 056305** Stock length

### **Replacement parts**

**357020** Replacement foot- and shifter peg rubbers



## PM "CONTOUR" BILLET ALUMINUM FORWARD CONTROLS

What were once simple blocks of billet aluminum have been machined into impossibly smooth and graceful arms with steel shafts that ride on a Teflon bearing. PM forward controls for Softail models come with the all new "Contour" master cylinder, featuring a 11/16" piston for the ultimate in braking power and feel, and has a concealed banjo fitting for an ultra clean look. The master cylinder design matches with the PM "Contour" handlebar controls. Shift and brake pegs are fully adjustable and have snap-in anti slip surface rubber inserts. The foot pegs fold for convenience and safety and also feature anti-slip rubber inserts. "Contour" forward controls come with all required hardware and are available for 2002 to present V-Rod, 1986 thru 1999 Softail models as well as for 2000 to present Softail models.

**Fits 2002 to present V-Rod VRSCA & VRSCX models, uses stock shift linkage and stock rear master cylinder**  
**722175** Polished

**Fits 1986 thru 1999 Softail models, come complete with kickstand mounting bracket and uses stock kickstand.**  
**721577** Polished

**Fits 2000 to present Softail models, uses stock kickstand**  
**721576** Polished

**Fits 1991 to present Dyna models**  
**740287** Polished

### Accessories

- 722176** Contour passenger pegs
- 722173** Replacement rubbers for Contour peg (big)
- 722174** Replacement rubbers for Contour pedal (small)



## PM CONTOUR MID MOUNT CONTROLS

More and more popular with the custom builder, mid controls are rapidly becoming the choice of top builders. With PM's Contour belt drive Primary and Clutch Housings as mounting points, the next logical step for the PM foot controls was right in the middle! Beginning with their proven master cylinder, PM created a complex design that mounts fluently with in the Primary on the left and either integrated into the PM Clutch Housing on the right. For those using a Right Side Drive transmission PM created a complete unitized hydraulic master cylinder and brake control. Both Left Side Drive and Right Side Drive versions must be installed with the PM Contour Primary. The Left Side Drive Version also requires the use of PM's Hydraulic Clutch Housing. The Right Side Drive version must be used with the PM Contour primary and PM Contour hydraulic clutch actuator/pulley guard. PM Contour Mid Mount controls are precision made from solid billet aluminum and come with a perfect high luster polished finish. Two styles foot pegs to choose from: round or knurled.

**For use on standard Left Side Drive bikes with PM Contour primary and PM Contour hydraulic clutch housing**

- 722746** With round pegs
- 722748** With knurled pegs

**For use on bikes with a Right Side Drive transmission with PM Contour primary and PM Contour hydraulic clutch actuator/pulley guard**

- 722747** With round pegs
- 722749** With knurled pegs

**Note:** PM Contour primary and Contour clutch actuators can be found in Chapter 8.





## TÜV APPROVED BILLET ALUMINUM FORWARD CONTROLS FOR SOFTAIL MODELS

These German made forward controls are precision engineered to give you perfect feel and comfort. All parts are CNC machined from aircraft quality aluminum and have a high-gloss polished finish. Kits come pre-assembled with stainless steel hardware. Brake pedal and shift lever ride on bronze bushings for smoother and anti wear pedal operation. These very high quality kits are TÜV approved and are a bolt-on replacement and utilize the stock mounting hardware and shifter rod. Foot pegs are ridged mount, and these as well as the shifter pegs are ball milled. Available for 4 Speed models 1970 thru 1984, Evolution Softail models thru 1999 as well as Twin Cam Softail models 2000 to present.

**741250** Fits 4 Speed models 1970 thru 1984 and Evolution Softail models thru 1999

**741251** Fits 2000 thru 2006 Twin Cam Softail models

**Note:** On some 1980 to 1984 FXE models the right side mounting tab may not be installed. These models require the installation of the weld-on mounting tab ZPN 233527.

NOTE: WHEN INSTALLING EXTENDED FORWARD CONTROLS ON A MOTORCYCLE, MAKE SURE ALL CLEARANCES ARE CHECKED





## REBUFFINI ELLIPSE FORWARD CONTROLS

Rebuffini's Ellipse forward controls are radial machined from solid billet aluminum. Their fluent lines and smoothened edges give your bike a touch of class. Forward controls are available in 1" (2.5 cm) or 3" (7.5 cm) extended versions with a high luster polished finish, black anodized or chrome plated. Ellipse controls come complete with an adjustable length shifter rod, 11/16" bore master cylinder, hidden master cylinder linkage, folding footrests, roller bearings on all pivot points and detailed installation instructions. These forward controls are bolt on for 2006 to present Dyna. Installation with the stock kickstand on 2000 thru 2006 Softail requires the separate purchase of ZPN 746562 kickstand adapter. On 2007 to present Softail a Rebuffini adjustable kickstand kit must be used. These kickstands are also available for 1986 and later models. Matching passenger pegs are also available.

## Replacement rubbers and rebuild kits

- 746489** Rebuild kit for 11/16" bore rear brake master cylinder
- 746487** Rubber inserts for forward control pegs, set of 4
- 746488** Rubber inserts for passenger pegs, set of 4

## Ellipse forward control kits for Softail, without TÜV

Polished	Black	Chrome	
<b>746445</b>	<b>746446</b>	<b>746447</b>	Fits 1986 thru 1999, 1" extended
<b>746457</b>	<b>746458</b>	<b>746459</b>	Fits 1986 thru 1999, 3" extended
<b>746451</b>	<b>746452</b>	<b>746453</b>	Fits 2000 to present, 1" extended
<b>746463</b>	<b>746464</b>	<b>746465</b>	Fits 2000 to present, 3" extended

## Ellipse forward control kits for Softail, TÜV approved

Polished	Black	Chrome	
<b>746448</b>	<b>746449</b>	<b>746450</b>	Fits 1986 thru 1999, 1" extended
<b>746460</b>	<b>746461</b>	<b>746462</b>	Fits 1986 thru 1999, 3" extended
<b>746454</b>	<b>746455</b>	<b>746456</b>	Fits 2000 to present, 1" extended
<b>746466</b>	<b>746467</b>	<b>746468</b>	Fits 2000 to present, 3" extended

## Accessories

Polished	Black	Chrome	
<b>746559</b>	<b>746560</b>	<b>746561</b>	Adjustable kickstand kit for 1986 thru 2007 Softail
<b>746569</b>	<b>746570</b>	<b>746571</b>	Adjustable kickstand kit for 2008 to present Softail
<b>746472</b>	<b>746473</b>	<b>746474</b>	Passenger foot peg set for 1986 thru 1999 Softail
<b>746475</b>	<b>746476</b>	<b>746477</b>	Passenger foot peg set for 2000 to present Softail
<b>746520</b>	<b>746521</b>	<b>746522</b>	Kickstand mount block-off kit, 1986 thru 1999 Softail
<b>746529</b>	<b>746530</b>	<b>746531</b>	Kickstand mount block-off kit, 2000 to present Softail
-	-	<b>746562</b>	Chrome kickstand adapter for use of 2000 thru 2006 OEM kickstand

## Replacement pegs and adjustable shifter rods

Polished	Black	Chrome	
<b>746553</b>	<b>746554</b>	<b>746555</b>	Shifter rod for 1" extended controls
<b>746556</b>	<b>746557</b>	<b>746558</b>	Shifter rod for 3" extended controls
<b>746478</b>	<b>746479</b>	<b>746480</b>	Driver peg, left or right
<b>746481</b>	<b>746482</b>	<b>746483</b>	Brake peg
<b>746484</b>	<b>746485</b>	<b>746486</b>	Shifter peg

NOTE: REBUFFINI RECOMMENDS THE USE OF NON-SILICONE DOT 4 HYDRAULIC FLUID.



## REBUFFINI COMET FORWARD CONTROLS

Rebuffini's Comet controls drastically change the looks of your bike. They are radial machined from solid billet aluminum. Thanks to superb engineering, smooth lines and compact dimensions this is already a very nice kit, but given the fact that there are matching passenger pegs and various other accessories available you could call this a unique product. Forward controls are available in 1" (2.5 cm) or 3" (7.5 cm) extended versions with a high luster polished finish, black anodized or chrome plated. Comet controls come complete with an adjustable length shifter rod, 1 1/16" bore master cylinder, hidden master cylinder linkage, folding footrests, roller bearings on all pivot points and detailed installation instructions. Installation with the stock kickstand on 2000 thru 2006 Softail requires the separate purchase of ZPN 746562 kickstand adapter. On 2007 to present Softail a Rebuffini adjustable kickstand kit must be used. These kickstands are also available for 1986 and later models. Forward controls are pictured with the optional kickstand mount block-off kit that must be ordered separately.

### Comet forward control kits, without TÜV

Polished	Black	Chrome	
<b>746490</b>	<b>746491</b>	<b>746492</b>	Fits 1986 thru 1999 Softail, 1" extended
<b>746496</b>	<b>746497</b>	<b>746498</b>	Fits 1986 thru 1999 Softail, 3" extended
<b>746502</b>	<b>746503</b>	<b>746504</b>	Fits 2000 to present Softail, 1" extended
<b>746508</b>	<b>746509</b>	<b>746510</b>	Fits 2000 to present Softail, 3" extended

### Comet forward control kits, TÜV approved

Polished	Black	Chrome	
<b>746493</b>	<b>746494</b>	<b>746495</b>	Fits 1986 thru 1999 Softail, 1" extended
<b>746499</b>	<b>746500</b>	<b>746501</b>	Fits 1986 thru 1999 Softail, 3" extended
<b>746505</b>	<b>746506</b>	<b>746507</b>	Fits 2000 to present Softail, 1" extended
<b>746511</b>	<b>746512</b>	<b>746513</b>	Fits 2000 to present Softail, 3" extended

## Accessories

Polished	Black	Chrome	
<b>746559</b>	<b>746560</b>	<b>746561</b>	Adjustable kickstand kit for 1986 thru 2007 Softail
<b>746569</b>	<b>746570</b>	<b>746571</b>	Adjustable kickstand kit for 2008 to present Softail
<b>746523</b>	<b>746524</b>	<b>746525</b>	Passenger foot peg set for 1986 thru 1999 Softail
<b>746526</b>	<b>746527</b>	<b>746528</b>	Passenger foot peg set for 2000 to present Softail
<b>746520</b>	<b>746521</b>	<b>746522</b>	Kickstand mount block-off kit, 1986 thru 1999 Softail
<b>746529</b>	<b>746530</b>	<b>746531</b>	Kickstand mount block-off kit, 2000 to present Softail

**746562** Chrome kickstand adapter for use of 2000 thru 2006 OEM kickstand

## Replacement rubbers and rebuild kits

<b>746552</b>	Rebuild kit for 11/16" bore rear brake master cylinder
<b>746544</b>	Rubber inserts for driver pegs, set of 4
<b>746545</b>	Rubber inserts for passenger pegs, set of 4

## Replacement pegs and adjustable shifter rods

Polished	Black	Chrome	
<b>746553</b>	<b>746554</b>	<b>746555</b>	Shifter rod for 1" extended controls
<b>746556</b>	<b>746557</b>	<b>746558</b>	Shifter rod for 3" extended controls
<b>746532</b>	<b>746533</b>	<b>746534</b>	Driver peg, right
<b>746538</b>	<b>746539</b>	<b>746540</b>	Brake peg
<b>746535</b>	<b>746536</b>	<b>746537</b>	Driver peg, left
<b>746541</b>	<b>746542</b>	<b>746543</b>	Shifter peg

Note: On some 1980 to 1984 FXE models the right side mounting tab may not be installed. These models require the installation of the weld-on mounting tab ZPN 233527.

NOTE: REBUFFINI RECOMMENDS THE USE OF NON-SILICONE DOT 4 HYDRAULIC FLUID.

NOTE: WHEN INSTALLING EXTENDED FORWARD CONTROLS ON A MOTORCYCLE, MAKE SURE ALL CLEARANCES ARE CHECKED



## REBUFFINI MINI FORWARD CONTROLS

A stylish and minimalist design by Rebuffini. Mini forward controls are CNC machined from solid billet aluminum available with a high luster polished finish, black anodized or chrome plated. These forward controls are 1" extended compared with stock forward controls. They come complete with an adjustable length shifter rod, 11/16" bore master cylinder, roller bearings on all pivot points and detailed installation instructions. Hydraulic fluid reservoir and driver foot peg kit must be ordered separately, allowing you to mix and match a combination that looks exactly the way you want it. Driver foot peg kits contain a pair of foot pegs, a brake peg and a shifter peg. Forward control kits for Evolution Softail models are to be installed with Rebuffini's adjustable kickstand ZPN 746779 or 746780 or a frame mounted kickstand.



### Mini Driver foot peg kits

Polished	Black	Chrome	
<b>746603</b>	<b>746604</b>	<b>746605</b>	Round style
<b>746600</b>	<b>746601</b>	<b>746602</b>	Grain style



### Mini Passenger foot peg kits

Polished	Black	Chrome	
<b>746612</b>	<b>746613</b>	<b>746614</b>	Round style, fits 1986 thru 1999 Softail
<b>746615</b>	<b>746616</b>	<b>746617</b>	Round style, fits 2000 to present Softail
<b>746606</b>	<b>746607</b>	<b>746608</b>	Grain style, fits 1986 thru 1999 Softail
<b>746609</b>	<b>746610</b>	<b>746611</b>	Grain style, fits 2000 to present Softail

**746590**

Master cylinder rebuild kit

## Mini forward control kits without foot pegs and brake fluid reservoir

Polished	Black	Chrome	
<b>746591</b>	<b>746592</b>	<b>746593</b>	Fits 1986 thru 1999 Softail
<b>746594</b>	<b>746595</b>	<b>746596</b>	Fits 2000 to present Softail
<b>746597</b>	<b>746598</b>	<b>746599</b>	Fits 2006 to present Dyna



### Hydraulic fluid reservoirs

Polished	Black	Chrome	
<b>746193</b>	<b>746194</b>	<b>746195</b>	Alpha Style
<b>746196</b>	<b>746197</b>	<b>746198</b>	Beta Style
<b>746199</b>	<b>746200</b>	<b>746201</b>	Gamma Style



## FORWARD CONTROL SPACER BLOCKS

When you have offset your primary it might be a pain to put your left foot on the peg or you might have problems finding your gear shift pedal. These spacer block kits are made by Rebuffini from billet aluminum to overcome this problem. Kits contain a left and right side spacer block. Can also be used with other forward controls, but it might be necessary to use longer or shorter screws than supplied in these kits. Available polished, black anodized or chrome plated for both Evolution and Twin Cam Softail in 18 or 26 mm.

### Polished

<b>746514</b>	Fits 1986 thru 1999 Softail, 18 mm
<b>746546</b>	Fits 1986 thru 1999 Softail, 26 mm
<b>746517</b>	Fits 2000 to present Softail, 18 mm

NOTE: REBUFFINI RECOMMENDS THE USE OF NON-SILICONE DOT 4 HYDRAULIC FLUID.