


# S.H.G 2008

S.H.G MODEL SUPPLIES

# CATALOGUE

Online Downloadable PDF Catalogue April 2008



NEW FOR 2008

# *Sprinter* Minitug

## A FUN PUSHTUG BY S.H.G. MARINE

Length 18" Beam 8" Scale 1/16



The Sprinter fun Pushtug is a Minitug class boat based on the American Full-size "TRUCKABLE" Tugboats

Truckable tugboats are so called because they can be loaded on to trailers and moved around from site to site. In general they are built from around 20ft to 30ft in length, they are very powerful for there size and extremely manoeuvrable.

The model has been designed to be as versatile as possible, so that it can be used for as many fun boating activities as possible.

-:-

TOW – Your *Sprinter* Minitug is a real Towboat, use it to tow other models or even barges This Towboat has real power and can push and pull heavy items many times its own size and weight, make competitions out of pushing or towing a barge or barges around a course.

-:-

STEERING – Use Your *Sprinter* Minitug to steer around a pre set course and docking area, have fun competing for a clear round against your friends.

-:-

RACING – Have fun racing against other *Sprinter* Minitug models around a pre set course,

-:-

WATER POLO – *Sprinter* Minitug loves a game of ball, take a Ball and push it around in the water, if you get friends to join in, set up teams and have Goalposts to score goals, Play - Two - Three - Four even Five aside Water polo. (Ball pushing attachment included)

-:-

***Sprinter* Minitug makes an Ideal Club Class one design boat.**

Clubs and Schools please ask about discounts on 5 and 10 kit lots

***Sprinter* Minitug will be available in May**

# *Sprinter* Minitug

*Sprinter* Minitug comes as a Kit of mouldings produced in Hi Impact Styrene material.

The kit comprises: - Hull with inner Mouldings for mounting all internal equipment,

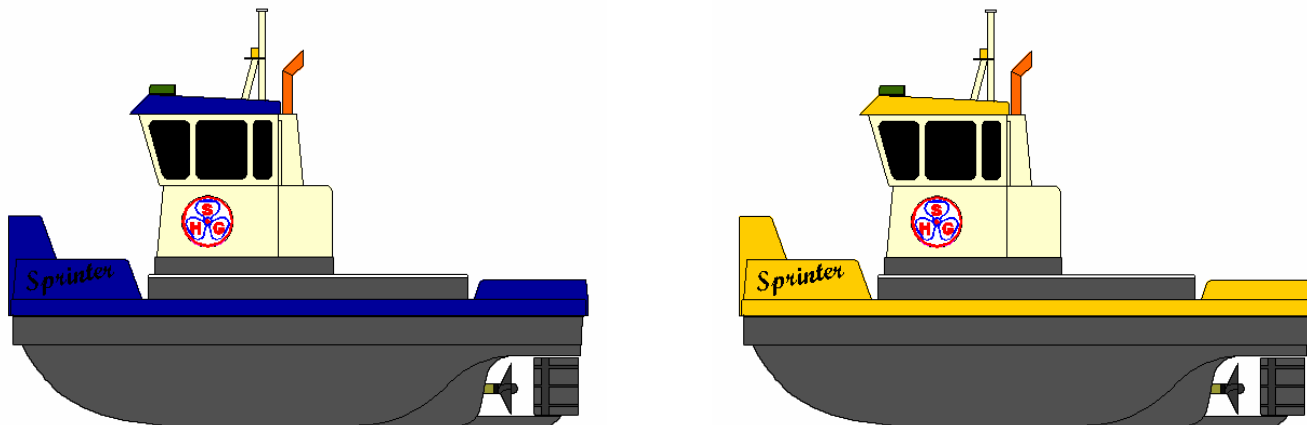
Deck Moulding with raised central hatch openings to keep out water.

Push Knees and coamings - Fender Strip for Deck Edge.

Superstructure mouldings, a selection of mouldings to assemble a conventional superstructure and wheelhouse as pictured, if wanted, the superstructure base can be used to build customized superstructures to personalize your model.

The model is supplied with a 550 Motor, Coupling, Shaft assembly, Prop and Rudder assembly.

A selection of Fittings and Decals for finishing the model is included



The model is available in a selection of deck colours

Brown, Red, Yellow, Green, Black, White, Silver-Grey

Mouldings for Superstructure are usually supplied White, Hull usually Black

We can provide to order single colour sets of mouldings such as Grey or White if required

Other items will be required to complete this model.

The *Sprinter* minitug is supplied in kit form and requires very little work to get it up and running, it is quite possible to assemble this model ready for operation in two evenings.

## Price

*Sprinter* Minitug kit with listed Accessories £49.95

Postage £ 6.50

Other items required to complete this model

### ADHESIVES REQUIRED

Polystyrene Cement Tube Type

Liquid Polystyrene Cement

5 Minute Epoxy

Silicone Sealer

### EQUIPMENT REQUIRED FOR FINISHING THE MODEL

1 - Two Channel Radio System with one Servo

1 - Mtroniks Viper 15A Electronic Speed Controller

1 - Pack containing Fuse holder, pack of fuses and Lead's for Speed Controller

1 - Set of Rechargeable Cells for Transmitter

1 - 7.2v buggy Pack Min AH 1800ma

1 - Transmitter Charger

1 - Buggy Pack Charger

# *Sprinter* Minitug

## A FUN PUSHTUG BY S.H.G. MARINE

# *Sprinter* Minitug

## A FUN PUSHTUG BY S.H.G. MARINE

<i>Sprinter</i> Adhesives & R/C Equipment		
Set Sprinter K1 Adhesives	Polystyrene Cement Needle Bottle Dispenser Plasweld Liquid Polystyrene Cement 5 Minute Epoxy 8oz Silicone Sealer	£15.50
Set Sprinter K2 R/C Equipment And Batteries	Two Channel Radio unit with 1 servo 8 AA Rechargeable Cells Radio Charger Speed Controller Leads & Fuses 7.2v Rechargeable boat battery 7.2v Charger	£110.00
All items listed above are available individually		
Postage	Postage on the above items if ordered with Sprinter Kit	£2.50
	Postage on the above items if ordered seperatly	£7.50

Standard 2 channel radio units suitable for most types of models  
Supplied with standard servo



7.2 Volt 3300 MA Volt Buggy Pack



NiMH Chargers for Transmitter and Boat Power Packs



Viper Marine 15 Amp Waterproof Speed Controller With all Leads and Fuses

# S.H.G. MODEL SUPPLIES

## S.H.G. SMALL MODEL KITS REVELL & HELLER PLASTIC MODELS SUITABLE FOR RADIO CONTROL



### S.H.G MANUFACTURE A RANGE OF SMALL VACUUM FORMED PLASTIC MODEL KITS.

The range of models are designed mainly for beginners  
They can be used as free running models but are quite adaptable for  
Radio control

The Models can be used as the basis for the more advanced modeller to produce a  
fully working semi scale model for practical operation


### REVELL & HELLER SCALE PLASTIC MODEL KITS

Revell and Heller plastic kits are primarily static display models  
However the models we feature are all capable of conversion to radio operation The  
model kits do require conversion, some like the Snowberry are quite easy to convert  
and relatively little experience is requires, others especially the small or miniature  
models will require more advanced building ability

# S.H.G. MODEL SUPPLIES

## VACUUM FORMED PLASTIC MODEL KITS FOR R/C

### KING MIDAS



### KING MIDAS

A kit of a modern style Diesel Tug, this type of tug would be found in use in England around coastal ports and rivers such as the Thames, Mersey and Clyde. The main work for this type of tug would be helping large ships into and out of port or to anchorage.

Length 470mm      Beam 135mm


A Vacuum formed Model Kit Suitable for use with 2 Channel Radio Control  
The kit comprises a full set of forming's including: - Hull, Motor Mount, Deck and Super Structure,  
The kit includes 370 Electric Motor, Propeller, Shaft & Coupling, Rudder assembly & Tiller.

**Kit Price £25.00 Post & Packing £5.50**

**A Fittings and accessories pack is available for this model Price £15.00**

**See fittings page for list of contents along with Radio Control packs for this model**

### SAUCY SUE



### SAUCY SUE

A kit of a modern style Diesel Powered Beam Trawler; this type of Trawler would be found being used in coastal waters. The work carried out by this type of boat would be mainly trawling for fish such as Cod, Plaice, and Haddock or Occasionally working in pairs with a Midwater Floating Trawl

Length 470mm      Beam 135mm

A Vacuum formed Model Kit Suitable for use with 2 Channel Radio Control  
The kit comprises a full set of forming's including: - Hull, Motor Mount, Deck and Super Structure,  
The kit includes 370 Electric Motor, Propeller, Shaft & Coupling, Rudder assembly & Tiller.

**Kit Price £25.00 Post & Packing £5.50**

**A Fittings and accessories pack is available for this model Price £15.00**

**See fittings page for list of contents along with Radio Control packs for this model**

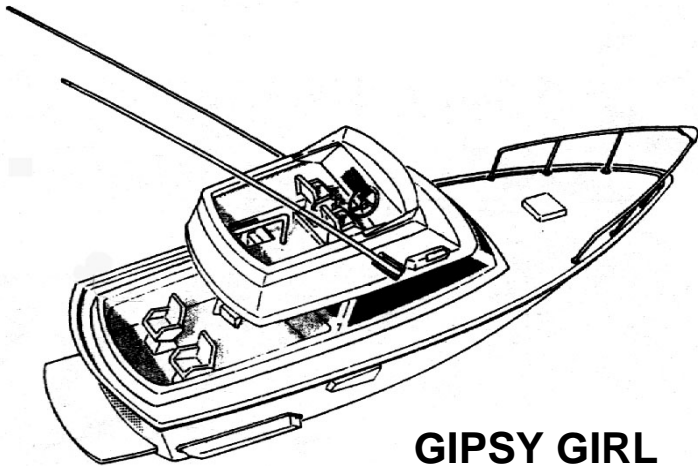
### SHG VACUUM MOULDED MODEL KITS

CONSTRUCTION. The model components are formed in High Impact Polystyrene, The components have to be trimmed from the moulded sheet using a sharp knife / scissors and then the edges finished using glass paper before for gluing together using liquid PLASWELD cement.

The hull is a one piece moulding, and construction is quite simple, because of the high degree of fabrication. Finishing of the model can be as simple or detailed as the builder wishes; many extra items are available for finishing and detailing the model if required.

# S.H.G. MODEL SUPPLIES

## VACUUM FORMED PLASTIC MODEL KITS FOR R/C



**GIPSY GIRL**

### **GIPSY GIRL**

A kit of a modern style Diesel Powered Sport Fishing Cruiser. This type of boat would be found in use in Florida, the Bahamas, Australia and the Mediterranean. The work carried out by this type of boat is mainly Big Game Fishing. Fish such as Sharks, Tuna, and Sword Fish Etc. are fished for by line whilst the boat is trolling at slow speed.

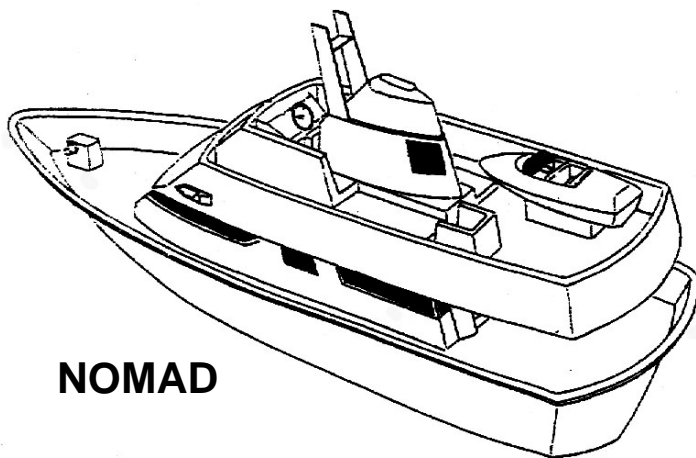
Length 525mm      Beam 175mm

A Vacuum formed Model Kit Suitable for conversion with 2 Channel Radio Control. The kit comprises a full set of forming's including: - Hull, Motor Mount, Deck and Super Structure, The kit includes 370 Electric Motor, Propeller, Shaft & Coupling, Rudder assembly & Tiller.

**Kit Price £25.00 Post & Packing £5.50**

**A Fittings and accessories pack is available for this model Price £12.00**

**See fittings page for list of contents along with Radio Control packs for this model**



**NOMAD**

### **NOMAD**

A kit of a modern style Diesel Powered Motor Cruiser or floating Gin Palace as they are affectionately referred to, this type of Motor Cruiser are found in use anywhere around the world.

Most marinas especially in the more exotic and sunny parts of the world can boast of the range and variety of these boats moored there.

Length 525mm      Beam 175mm

A Vacuum formed Model Kit Suitable for conversion with 2 Channel Radio Control. The kit comprises a full set of forming's including: - Hull, Motor Mount, Deck and Super Structure, The kit includes 370 Electric Motor, Propeller, Shaft & Coupling, Rudder assembly & Tiller.

**Kit Price £25.00 Post & Packing £5.50**

**A Fittings and accessories pack is available for this model Price £12.00**

**See fittings page for list of contents along with Radio Control packs for this model**

### **SHG VACUUM MOULDED MODEL KITS**

CONSTRUCTION. The model components are formed in High Impact Polystyrene, The components have to be trimmed from the moulded sheet using a sharp knife / scissors and then the edges finished using glass paper before for gluing together using liquid PLASWELD cement.

The hull is a one piece moulding, and construction is quite simple, because of the high degree of fabrication. Finishing of the model can be as simple or detailed as the builder wishes; many extra items are available for finishing and detailing the model if required.

# S.H.G. MODEL SUPPLIES

## VACUUM FORMED PLASTIC MODEL KITS FOR R/C

### MINNOW

A Vacuum Formed Model Kit  
Suitable for 2 Channel Radio Control

The MINNOW is a model kit of a functional single sail racing dinghy. The model has been designed for ease of construction for beginners, but to be fun to sail for the more experienced modeler.

The model is aimed at modelers who want to try their hand at sailing without having to endure the climb to serious sailing knowledge that is required with most model yacht kits.

The model uses standard 2 Channel R/C with 2 Standard Servo for operating the rudder and Sail Control

Length 470mm Beam 200mm Overall Height 780mm

#### MINNOW SAILING DINGHY


The kit comprises a full set of forming's including: - Hull, Keel, Rudder Sail Arm and Radio tray.

Deck with Hatch, Mast and Boom, Pre-Printed Sail, Metal Fittings and Illustrated Instructions.

The model components are moulded in High Impact Polystyrene Glue together using liquid PLASWELD cement.

**Kit Price £25.00 Post & Packing £5.50**

**See fittings page for Radio Control packs for this model**

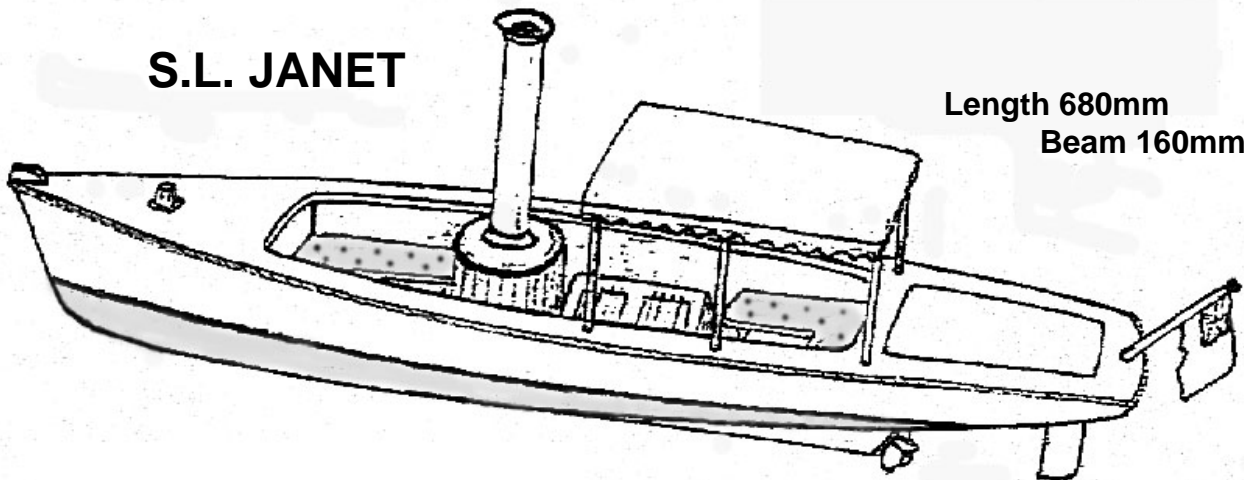


### STEAM LAUNCH JANET

A Semi Scale Victorian Style Steam Launch Model Kit for Electric Power and Radio Control

#### S.L. JANET

Length 680mm  
Beam 160mm



A model kit of a Victorian style steam launch, this type of launch would have been found in use in England on the river Thames or in the lake district in such places as Windermere and Coniston.

#### STANDARD COMPONENTS INCLUDED IN KIT

Hull and Deck, Bulkheads and Floors, Replica Steam Plant, Chimney, Engine House, Rear Hatch, Seats, Canopy and Frills,

The kit includes 370 Electric Motor, Propeller, Shaft & Coupling, Rudder assembly & Tiller.

**Kit Price £39.95 Post & Packing £5.50**

**See fittings page for extra items and Radio Control pack for this model**

CONSTRUCTION. The model components are moulded in High Impact polystyrene, The components have to be trimmed from the moulding sheet using a sharp knife and then the edges finished using glass paper ready for gluing together using liquid PLASWELD cement, The hull is a one piece moulding, and construction is quite simple because of the high degree of fabrication.



# S.H.G. MODEL SUPPLIES

## FITTINGS KITS & R/C FOR SHG VACUUM FORMED MODEL KITS

King Midas Fittings & R/C Equipment		
Set SHG KM1	Fender Edging strip, 4 Bollards, Winch, Tow Hook, Anchor, 4 Life Belts, 8 Fender Tires, Navigation Lights, Rudder Linkage pack.	£12.00
Set SHG KM2	Two Channel Radio unit with 1 servo, 8 AA Rechargeable Cells, Radio Charger, Speed Controller, Leads & Fuses, 7.2v Rechargeable boat battery, 7.2v Charger	£99.00
SHG BS1	Model display Stand	£3.00
A-PLAS1	Plasweld special solvent weld adhesive, 50ml bottle	£2.00

Saucy Sue Fittings & R/C Equipment		
Set SHG SS1	Fender Edging strip, 4 Bollards, Anchor, 4 Life Belts, 8 Fender Tires Navigation Lights, Fishing Net with Floats Rudder Linkage pack,	£12.00
Set SHG SS2	Two Channel Radio unit with 1 servo, 8 AA Rechargeable Cells, Radio Charger, Speed Controller, Leads & Fuses, 7.2v Rechargeable boat battery, 7.2v Charger	£99.00
SHG BS1	Model display Stand	£3.00
A-PLAS1	Plasweld special solvent weld adhesive, 50ml bottle	£2.00

Gipsy Girl Fittings & R/C Equipment		
Set SHG GG1	Fender Edging strip, 4 Bollards, Anchor, 4 Life Belts, Steering Wheel, Rudder Linkage pack,	£9.00
Set SHG GG2	Two Channel Radio unit with 1 servo, 8 AA Rechargeable Cells, Radio Charger, Speed Controller, Leads & Fuses, 7.2v Rechargeable boat battery, 7.2v Charger	£99.00
SHG BS1	Model display Stand	£3.00
A-PLAS1	Plasweld special solvent weld adhesive, 50ml bottle	£2.00

Nomad Fittings & R/C Equipment		
Set SHG N1	Fender Edging strip, 4 Bollards, Anchor, 4 Life Belts, 2 Steering Wheels, Rudder Linkage pack,	£9.00
Set SHG N2	Two Channel Radio unit with 1 servo, 8 AA Rechargeable Cells, Radio Charger, Speed Controller, Leads & Fuses 7.2v Rechargeable boat battery, 7.2v Charger	£99.00
SHG BS1	Model display Stand	£3.00
A-PLAS1	Plasweld special solvent weld adhesive, 50ml bottle	£2.00

Minnow Fittings & R/C Equipment		
Set SHG M1	Ballast Pack, Fender Edging strip, Rudder Linkage pack,	£6.00
Set SHG M2	Two Channel Radio unit with 2 servo, 12 AA Rechargeable Cells, Dual Tx/RxCharger	£99.00
A-PLAS1	Plasweld special solvent weld adhesive, 50ml bottle	£2.00
A-VITABS	Vitalbond Standard 30 min Epoxy ( <i>Double syringe dispenser</i> ) 25ml	£2.50

S.L. Janet Fittings & R/C Equipment		
Set SHG SL1	Rudder Linkage pack, Tiller Arm	£3.00
Set SHG SL2	Two Channel Radio unit with 1 Mini servo, 8 AA Rechargeable Cells, Radio Charger, Speed Controller, Leads & Fuses, 7.2v Rechargeable boat battery, 7.2v Charger	£99.00
SHG BS1	Model display Stand	£3.00
A-PLAS1	Plasweld special solvent weld adhesive, 50ml bottle	£2.00

### Recommended Equipment

Items listed are the standard items supplied for these models and have been well proven in use with the models. There are various options in the way the models can be fitted out, if the model is to have prolonged use then various items such as the Propeller Shaft, Propeller & Coupling can be up rated to take prolonged operation without giving any maintenance problem, please ask for information if you think this would be required..

If desired, Gipsy Girl & Nomad can have higher powered motors fitted to give increased speed, this has to be done alongside the prop shaft upgrade due to the higher power loading.

**All components listed in the above fittings kits can be purchased separately**

If you require further information or help in the choice of components for your specific installation then please ask

# S.H.G. MODEL SUPPLIES

## Marine Radio Control Equipment

### Price List

#### R/C Equipment 2 Channel

Hitec Ranger 2Channel 27MHz Radio system with 1 Servo	33.50
Hitec Ranger 2Channel 27MHz Radio system with 2 Servo	39.95
SET 12 AA Rechargeable Batteries	12.00
TX/Rx Charger Unit	17.95



Standard 2 channel radio units suitable for most types of models  
Supplied with standard servos but can operate miniature or larger servos, sail winches and speed controllers.

#### R/C Equipment 4 Channel

Hitec Laser 4 Channel 40Mhz Radio System	99.00
TX/Rx Charger Unit	10.00

(Special Price if bought with 4 / 6 Channel R/C)



The industry standard 4-channel unit, ideal for models requiring extra channels for operation of accessories and sound units.  
Supplied with standard servos but can operate miniature or larger servo's, sail winches and speed controllers.  
Supplied with 3 Standard Servo's and Rechargeable Batteries

#### R/C Equipment 6 Channel

Hitec Laser 6 Channel 40Mhz Radio System	120.00
TX/Rx Charger Unit	10.00

(Special Price if bought with 4 / 6 Channel R/C)



The very latest 6-channel unit, ideal for models requiring the ultimate number. of channels for operation of accessories and sound units.  
Supplied with standard servos but can operate miniature or larger servos, sail winches and speed controllers.  
Supplied with 4 Standard Servo's and Rechargeable Batteries

# S.H.G. MODEL SUPPLIES

## Hitec Laser 4 Channel Radio

### Laser 4 FM Radio System

Introducing the Laser 4 FM radio system from Hitec.

This reliable, value packed radio was created to replace the discontinued Focus 4 radio. As you may expect, Hitec loaded this new radio system with great features like Channel mixing and LED battery indicator.



### Laser 4 FM Features

4 channel, FM transmitter, All channel servo reversing, ATV on channels 1 and 2, Channels.1 and 2 mixing option, Channels.2 and 4 mixing option, 5 LED power meter, Trainer switch, Ergonomic case

Laser 4 FM Standard System

Part No 156721 Price £99.00

Laser 4 Channel FM Transmitter 40 Mhz.

Receiver 5 Channel Single Conversion

Three Standard servos,

Transmitter and Receiver Rechargeable Battery Packs

### Charging

A Transmitter and Receiver dual output Charger

Suitable for overnight Charging

is available separately

Part No. HT 900 Price £10.00 When Purchased with set.

# S.H.G. MODEL SUPPLIES

## Marine Radio Control Equipment

### NEW HITEC ZEBRA RANGE

The all new Hitec 'Zebra' range of radios offer the modeller the most affordable radio sets on the market. Although this range carry's an amazingly low price tag, the features and specs are that of sets with much higher prices.

Price List

### Zebra 2 Channel 27Mhz AM R/C Equipment



Hitec Zebra 2 Channel

#### Features:

Super-Heterodyne digital proportional for extra long range

All channel servo reversing shunt switches

LED Power indicator, Neutral adjustment for throttle

Standard set comprises:-

Transmitter, Receiver, Two Standard Servos, Xtals,

Battery Box & Switch Harness

The Radio requires 10 AA cells for power (available separately)

HT140/2	2 Channel Radio with 2 Servos	£30.00
HT140/1	2 Channel Radio with 1 Servo	£25.00
HT140	2 Channel Combo (no servos)	£20.00
HTAA10	10 AA cells for powering Radio	£10.00
HTZCHG	Charger to suit Zebra Radio	TBA

### Zebra 3 Channel 40Mhz FM R/C Equipment



Hitec Zebra 3 Channel

#### Features:

Super-Heterodyne digital proportional for extra long range

All channel servo reversing switches

LED Power indicator, Neutral adjustment for throttle

Standard set comprises:-

Transmitter, Receiver, Two Standard Servos, Xtals,

Battery Box & Switch Harness

The Radio requires 10 AA cells for power (available separately)

HF355/2	3 Channel Radio with 2 Servos	£45.00
HF355/1	3 Channel Radio with 1 Servo	£40.00
HT355	3 Channel Combo (no servos)	£35.00
HTAA10	10 AA cells for powering Radio	£10.00
HTZCHG	Charger to suit Zebra Radio	£10.00

# S.H.G. MODEL SUPPLIES

## Marine Radio Control Equipment

### Price List

### Zebra 4 Channel 40Mhz FM R/C Equipment



Hitec Zebra 4 Channel

#### Features:

Super-Heterodyne digital proportional for extra long range

All channel servo reversing shunt switches

LED Power indicator

Standard set comprises:-

Transmitter, Receiver, Three Standard Servos, Xtals,

Battery Box & Switch Harness

The Radio requires 10 AA cells for power (available separately)

HF440/3	4 Channel Radio with 3 Servos	£55.00
HF440/2	4 Channel Radio with 2 Servos	£50.00
HF440/1	4 Channel Radio with 1 Servo	£45.00
HT440	4Channel Combo (no servos)	£40.00
HTAA10	10 AA cells for powering Radio	£10.00
HTZCHG	Charger to suit Zebra Radio	

# S.H.G. MODEL SUPPLIES

## Marine Radio Control Equipment Components

### Zebra 2 Channel Set Components

Hitec Zebra 2 Channel Transmitter only 27 Mhz	£ 7.50
Hitec Zebra 2 Channel Receiver only 27 Mhz	16.95
Hitec Zebra 2 Channel Switch harness & Battery Box	4.50

### Zebra 3 Channel Set Components

Hitec Zebra 3 Channel Transmitter only 40 Mhz	£ 12.50
Hitec Zebra 3 Channel Receiver only 40 Mhz	24.95
Hitec Zebra 3 Channel Switch harness & Battery Box	4.50

### Zebra 4 Channel Set Components

Hitec Zebra 4 Channel Transmitter only 40 Mhz	£ 15.00
Hitec Zebra 4 Channel Receiver only 40 Mhz	24.95
Hitec Zebra 4 Channel Switch harness & Battery Box	4.50

### Laser 4 Channel Set Components

Hitec Laser 4 Channel Transmitter only 40 Mhz	£ 35.00
Hitec Laser 4 Channel Transmitter Battery Pack	19.00
Hitec Laser 4 Channel Mini Receiver only 40 Mhz	28.95
Hitec Laser 4 Channel Switch harness	5.95
Hitec Laser 4 Channel Rx Battery Pack	9.95

### Laser 6 Channel Set Components

Hitec Laser 6 Channel Transmitter only 40 Mhz	£ 45.00
Hitec Laser 6 Channel Transmitter Battery Pack	19.00
Hitec Laser 6 Channel Mini Receiver only 40 Mhz	34.95
Hitec Laser 6 Channel Switch harness	5.95
Hitec Laser 6 Channel Rx Battery Pack	9.95

### Hitec Universal Components

Hitec Standard Servo Each	£ 6.95
Hitec Standard Servo Set of 4	24.00
Hitec Standard Servo fittings only	1.00
Hitec 27 Mhz AM Xtals per Pair	5.95
Hitec 40 Mhz FM Xtals per Pair	11.95

### Equipment Guide

The listed radio control units and accessories are fully recommended for marine use.  
All the equipment listed is fully compatible with other types of servo's and speed controllers  
Along with various sound units, switchers and mixer units that can be used  
To give models the ultimate in control.

SHG. Pinfold Lane, Wheaton Aston ,  
STAFFORD. ST19 9PD

Telephone 01785 840308

Email [info@shgmodels.com](mailto:info@shgmodels.com)

01/08

# S.H.G. MODEL SUPPLIES

## Nickel Metal Hydride Battery Packs

### Price List

#### AA NiMH Cell Packs Rating 2200 – 2300ma

4 Cell 4.8v Receiver Pack with Hitec / Futaba lead and plug	£5.95
4 Cell 4.8v Power Pack with Tamiya lead	5.95
5 Cell 6.0v Power Pack with Tamiya lead	8.95
6 Cell 7.2v Power Pack with Tamiya lead	12.95
7 Cell 8.4v Power Pack with Tamiya lead	15.95
8 Cell 9.6v Transmitter Pack with Hitec / Futaba lead and plug	18.95
8 Cell 9.6v Power Pack with Tamiya lead	18.95

A superb range of AA Cells designed to give good output power for racing and electric flight. Excellent for the 400 size Aircraft & Fast Electric Model Boat Racing Class

#### Budget AA Loose Cells

A budget range of 2000ma AA Cells	Each	£1.00
For use in any type of equipment	Or 10 Cells for	£8.50

#### Sub C Cell Packs Rating 3300ma

4 Cell 4.8v Receiver Pack with Hitec / Futaba lead and plug	£8.95
4 Cell 4.8v Power Pack with Tamiya lead	8.95
5 Cell 6.0v Power Pack with Tamiya lead	9.95
6 Cell 7.2v Power Pack with Tamiya lead	12.95
7 Cell 8.4v Power Pack with Tamiya lead	16.95
8 Cell 9.6v Power Pack with Tamiya lead	19.95

A quality range of high performance Sub C Cell packs for all types of models and electric flight, although the listed cells are 3300ma we do supply 3700ma + 10% - 4300ma + 60% - 4600ma + 90% on the above pack prices

#### Budget Sub C Cell Racing Packs


6 Cell 7.2v Racing Pack 2500ma with Tamiya lead	Each	£10.00
A budget priced pack designed for the electric buggy and fast electric model boat enthusiast.	Or 5 Packs for	£45.00

This range of budget cells are extremely good value,

The above is a limited stock item and will be on offer only as long as stocks last

All of the above items are standard pack configurations, if you have any special requirement we would be happy to obtain prices if the item is available through our supplier

Please note the above are based on prices from Dec 07. Due to the volatile world metal prices the above may change without notice



#### Tamiya Connectors

Mail & Female set with leads  
£1.75 ea

Mail & Female Plug & Socket only  
£1.00 Pack



Hitec & Futaba leads
Extension lead 300mm £1.95
Extension lead 500mm £2.95
Extension lead 1000mm £3.95
Y Lead £4.95
Mail connector
On 210mm leads £1.00
Female connectors
On 210mm leads £1.00
Mail connectors only Pk 5 £2.00
Female connectors only Pk 5 £2.00

SHG. PINFOLD Lane, WHEATON ASTON,  
STAFFORD. ST19 9PD  
Telephone 01785 840308

Email [info@shgmodels.com](mailto:info@shgmodels.com)

01/08

# S.H.G. MODEL SUPPLIES

## GENERAL INFORMATION FOR RECHARGEABLE NICKEL METAL HYDRIDE BATTERY PACKS

### Nickel Metal Hydride AA Packs



AA Cell Nickel Metal Hydride Packs are available in the following configurations  
4.8v RX, 8.4vTx Square, 8.4vTx Flat, 4.8v Flat, 6.0v Flat, 7.2v Flat, 8.4v Flat, 9.6v Flat  
Various MA Capacities are available from 2200MA to 2700MA and higher as they become available at reasonable prices

Transmitter and receiver packs have appropriate leads  
Tamiya Connectors are fitted as standard on other packs.

### Nickel Metal Hydride Sub C Packs




Sub "C" Cell Nickel Metal Hydride Packs are available in the following configurations  
4.8v Flat, 6.0v Flat, 7.2v Flat & Twin Stick, 8.4v Flat & Twin Stick, 9.6v Flat & Twin Stick

Various MA Capacities are available from 1800MA to 3300MA  
Tamiya Connectors are fitted as standard, other leads can be supplied

### THE ABOVE ILLUSTRATIONS SHOW A SELECTION OF CELL PACK CONFIGURATIONS AVAILABLE IN THE MOST POPULAR SIZES

There are many other cell sizes and configurations available for specialist applications. For specific information or help in deciding the best pack for your application please contact us.



#### Tamiya Connectors

Mail & Female set with leads  
£1.75 ea

Mail & Female Plug & Socket only  
£1.00 Pack



Hitec & Futaba leads  
Extension lead 300mm £1.95  
Extension lead 500mm £2.95  
Extension lead 1000mm £3.95  
Mail connector on 210mm lead  
£1.00  
Female connector on 210mm lead  
£1.00  
Mail connectors Pk 5 £2.00  
Female connectors Pk 5 £2.00

SHG. Model Supplies  
Pinfold Lane, Wheaton Aston  
STAFFORD. ST19 9PD

Telephone 01785 840308

Email [info@shgmodels.com](mailto:info@shgmodels.com) 01/08



# S.H.G. MODEL SUPPLIES

## NiMh Chargers



### Universal Trickle charger Tx Pack and Larger

Charges 1 to 10 cell NiCd or NiMH battery packs.  
(1.2V to 12V)

Output current selectable at 50mA, 80mA, 120mA,  
180mA, 240mA or 300mA

High quality entry-level charger.

Mains 230V UK 3-pin plug.

(Note: This charger does not automatically shut down once charging is complete. For automatic chargers see the others on this page.)

£11.95 Each

### 500/1,000mA Smart charger for race packs.

Charges 2, 4, 5, 6, 7, 8, 10 cell NiCd or NiMH battery packs. (2.4V, 4.8V, 6.0V, 7.2V, 8.4V, 9.6V, 12V)

Delta-Peak microprocessor controlled charging, switches to trickle charge once pack is charged.

Discharge function for NiCd battery packs.

500mA or 1,000mA selectable charging current

Mains 230V UK 3-pin plug

Plus 12v input For Field Charging (Will only charge to 8.4v from 12v)



£16.95 each



£19.95 Each

### Ultra Fast, Smart charger for race packs.

Charges 5 - 8 cell NiCd or NiMH battery packs.  
(6.0V, 7.2V, 8.4V, 9.6V)

Delta-Peak microprocessor controlled charging, switches to trickle charge once pack is charged.

Discharge function for NiCd battery packs.

1,000mA or 2,000mA selectable charging current

Mains 230V UK 3-pin plug Plus 12v input For Field Charging

(Will only charge to 8.4v from 12v)

## Charger for SLA Batteries

### 500mA Charger for 6V & 12V sealed lead-acid batteries.

Charge current of 500mA makes this ideal for small, lead-acid batteries, but is also useful as a slow (trickle) charger for larger batteries.

Switch to select between 6V & 12V battery types

£11.95 Each



# S.H.G. MODEL SUPPLIES

## Sealed Lead Acid Batteries and Chargers Price List



Voltage	Min A.H.	Size L x W x H	Weight	Price
6v	1.0ah	50x42x55	.25kg	£ 9.95
6V	1.2ah	96x24x51	.3kg	£ 8.95
6v	4.0ah	70x46x101	1.0kg	£ 9.95
6v	10ah	150x50x93	2.0kg	£14.95
12v	3.3ah	134x67x61	1.3kg	£14.95
12v	7.0ah	150x65x95	2.6kg	£14.95
12v	12.0ah	150x97x96	4.0kg	£29.95

500mA Charger for 6V & 12V sealed lead-acid batteries.

Charge current of 500mA makes this ideal for small, lead-acid batteries, but is also useful as a slow (trickle) charger for larger batteries.

Switch to select between 6V & 12V battery types

£11.95 Each



# S.H.G. MODEL SUPPLIES

## Mtroniks Electronic Speed Controllers PriceList

### Performance Motor Speed Controllers

Viper Eco 27 Speed Controller 4.8v-9.6v 19.95  
Max Continuous Rating Forward & Reverse Control  
Power controller for fast electrics 27 turn motors  
Programmable Fully waterproof with BEC and motor short protection.

Viper Eco 20 Speed Controller 4.8v-9.6v 34.95  
Max Continuous Rating Forward & Reverse Control  
Higher power controller for fast electrics 20 turn motors  
Programmable Fully waterproof with BEC and motor short protection.

Viper RV 15 Speed Controller 4.8v-9.6v \* 34.95  
Max Continuous Rating Forward & Reverse Control  
Higher power controller for fast electrics 15 turn motors  
Programmable Fully waterproof with BEC and motor short protection.

Viper RV 11 Speed Controller 4.8v-9.6v \* 54.95  
Max Continuous Rating Forward & Reverse Control  
Higher power controller for fast electrics 11 turn motors  
Programmable Fully waterproof with BEC and motor short protection.

### Marine Speed Controllers

Viper Marine 15A Speed Controller 6v-12v 21.95  
Max Continuous Rating 15A Forward & Reverse Control  
Power controller for standard 540 - Speed 600 type motors  
Fully waterproof with BEC and motor short protection.

Viper Marine 20A Speed Controller 6v-12v \* 26.95  
Max Continuous Rating 20A Forward & Reverse Control  
Power controller for Heavier drain 540 - Speed 600 type motors  
Fully waterproof with BEC and motor short protection.

Viper Marine 25A Speed Controller 6v-12v 32.95  
Max Continuous Rating of 25A Forward & Reverse Control  
Standard marine controller for larger scale boats  
Fully waterproof with BEC and motor short protection.

Viper Marine Max 40A Speed Controller 6v-12v 49.95  
Max Continuous Rating of 40A Forward & Reverse Control  
Higher power marine controller for fast electric and large-scale boats  
Fully waterproof with BEC and motor short protection.

Items marked \* are not stock items and will have a slightly extended delivery period

### Special Application Controllers

Many other types and sizes of controllers are available for use in High power Model Boats, Model Railways, Electric Flight, Model Cars, Model Trucks, Submarines Etc.

If you would like further information on specific types please ask.

Due to advances in electronic technology, specifications on these items can change frequently

# S.H.G. MODEL SUPPLIES

## Mtroniks Viper Marine Electronic Speed Controllers



Mtroniks Viper Marine 15A Controller  
Digital Touch Setup  
Proportional Forward and Reverse  
Volts 4.8-12v Capacity 15Amps Cont  
NEW built in failsafe  
Motor Short Protection  
BEC Output for Receiver  
An ideal controller for small-scale models or 400 class fast electric, Excellent low-speed running.  
Size 39x34x13mm Weight 55g

Mtroniks Viper Marine 25A Controller  
Digital Touch Setup  
Proportional Forward and Reverse  
Volts 6-12v Capacity 25 Amps Cont  
NEW built in failsafe  
Motor Short Protection  
BEC Output for Receiver with Rx Switch  
A specialist Marine controller for scale and smaller fast scale electric models, Excellent low-speed running  
Size 39x34x13mm Weight 55g



Mtroniks Viper Marine 40A Controller  
Digital Touch Setup  
Proportional Forward and Reverse  
NEW built in failsafe  
Volts 6-12v Capacity 40 Amps Cont  
Motor Short Protection  
BEC Output for Receiver with Rx Switch  
More powerful version of the Viper Marine, designed for larger scale models will handle up to 40Amps  
Excellent low-speed running  
Size 39x34x13mm Weight 55g



# S.H.G. MODEL SUPPLIES

## Mtroniks Viper Performance Motor Electronic Speed Controllers



Viper Eco 27 Controller  
Digital One-Touch Setup  
Proportional Forward And Reverse  
Programmable Punch & Reverse  
NEW built in failsafe  
Volts 4.8-9.6 Capacity 10Amps Cont  
Motor Short Protection  
BEC Output for Receiver  
An ideal controller for small fast electric models will handle up to 27 turn stock motors  
Size 39x34x13mm Weight 55g

Viper Eco 20 Controller  
Digital One-Touch Setup  
Proportional Forward And Reverse  
Programmable Punch & Reverse  
NEW built in failsafe  
Volts 4.8-9.6 Capacity 15Amps Cont  
Motor Short Protection  
BEC Output for Receiver  
An ideal controller for small fast electric models will handle up to 20 turn stock motors  
Size 39x34x13mm Weight 55g



Viper RV 15  
Digital One-Touch Setup  
Proportional Forward & Reverse  
Programmable Punch & Reverse  
NEW built in failsafe  
Volts 4.8-9.6v Capacity 16Amps Cont  
Motor Short Protection  
BEC Output for Receiver  
A powerful controller, designed for powerful motors of maximum 15 Turns  
Suited to more powerful Fast Electrics  
Size 39x34x13mm Weight 55g



CONTROLLERS TO 11 TURN MOTORS AVAILABLE

# S.H.G. MODEL SUPPLIES

## Mtroniks Electronic Speed Controllers

### PriceList

#### Special Application Speed Controllers

Sonik 4 Loco 3 Model Railway 3A Speed Controller 6v-12v 32.95  
Max Continuous Rating of 3A Forward & Reverse Control  
Standard controller for Radio control scale Railways  
Fully waterproof with BEC and motor short protection.

Sonic 4 Loco 10 Model Railway 10A Speed Controller 6v-14.4v \* 37.95  
Max Continuous Rating of 10A Forward & Reverse Control  
Heavier controller for Radio control scale Railways  
Fully waterproof with BEC and motor short protection.

Viper Trucker Model Truck Speed Controller 4.8v-12v \* 59.95  
Max Continuous Rating of 140A Forward & Reverse Control  
Heavier controller for Radio control Trucks  
Will handle twin 27 turn motors.  
Fully waterproof with BEC and motor short protection.

Items marked \* are not stock items and will have a slightly extended delivery period

#### Special Application Controllers

Many other types and sizes of controllers are available for use in High power Model Boats, Model Railways, Electric Flight, Model Cars, Model Trucks, Submarines Etc.

If you would like further information on specific types please ask.

Due to advances in electronic technology, specifications on these items can change frequently



**Viper Truck Controller**



**Viper Loco 10 Controller**


**Viper Loco 3 Controller**



# S.H.G. MODEL SUPPLIES

## XL Timing Pulley Belt Drives

This is a range of general-purpose timing pulleys available in both Moulded Resin and Aluminium alloy. Suitable for most modelling applications these pulleys and belts are an ideal way of providing drive systems for many types of models or installations.



### A RANGE OF TIMING BELTS AND PULLEYS FOR MODEL APPLICATIONS

Timing drives are ideal for model applications where a non-slip drive is required and direct drive is not an option. Ratios can be achieved to allow both reduction or increase in output shaft speed.

Available in both lightweight moulded and Hi Spec alloy types the pulley range will suit anything from lightweight models to heavyweights or industrial model applications.

### APPLICATIONS

Installation for main drive systems is the most widely used application these drives are put to: -

They can be used in model aircraft for reduction drive on the propellers, on large-scale models to enable the engine to turn large-scale propellers, on electric flight models for the same reason on smaller scale models.

Many marine models can benefit from the use of this system for driving the propeller especially on larger models such as tugboats and workboats, a reduction of 2/1 or 3/1 will enable electric motors to turn quite large propellers much more efficiently.

Timing Belt drives are exceptionally good in Paddle Steamers, quiet in operation and with no slip they are an ideal way of getting power from the motor output shaft to the main shaft and creating a final drive ratio to get the correct RPM at the paddle wheel.

Many accessories in models can be operated using these Timing Drives: - Bow thrusters, Rotating Gun Turrets, Lift Shaft operation, Elevating Platforms and many more items can be driven via these belt drives, Vehicles can be driven using these drives, the timing drive is very quiet in operation and as such will drive model vehicles without the harsh whine from spur gears. Static models can also be driven using these drives, Fairground models, Farm Machinery and many others

The Belt drive does not require to use any great tension in the set-up, as the pulleys and belts have teeth, the drive is positive and can drive most objects without creating any significant side loading on the bearings or components used in the system, this makes them ideal for lightweight applications

### BORE SIZES

Various bores or threads can be supplied for metric and imperial shafts, pulleys are bored to customer's requirements, Miniature 10 tooth pulleys have a maximum bore of 4mm or 5/32"-Smaller pulleys 12-15 tooth have a maximum bore of 6mm or 1/4"- Larger pulleys have a maximum bore of 9mm or 3/8"- Plain bores are fitted with Grub Screws.

### SHAFTS AND BEARINGS

SHG can supply shafts and bearings to compliment the above timing drives please ask for details

S.H.G. Model Supplies  
Pinfold Lane Wheaton Aston Stafford ST19 9PD  
Email: [info@shgmodels.com](mailto:info@shgmodels.com) Fax: 01785 840308

# S.H.G. MODEL SUPPLIES


## XL Moulded Timing Pulley Drives

### XL Timing Pulleys

This is a range of general-purpose timing pulleys in Moulded Resin. Suitable for most light to medium modelling applications, where a non-slip drive is required and direct drive is not an option.

Ratios can be achieved to allow both reduction or increase in output shaft speed.

For heavier applications see our range of Alloy timing Pulleys



### Bore sizes

Various bores or threads can be supplied for metric and imperial shafts. Pulleys are bored to customer's requirements. Smaller pulleys up to 15 tooth have a maximum bore of 6mm or 1/4". Larger pulleys have a maximum bore of 9mm, or 3/8". Plain bores are fitted with Grub Screws. Flange Diameter is 6mm greater than O/D

Pulley Size	Outside Dia.	Face Width	O/A length max	Price Ea
10 Tooth	15.67 mm	10.30 mm	20.00 mm	£4.50
12 Tooth	18.90 mm	10.30 mm	20.00 mm	£4.50
14 Tooth	22.12 mm	10.30 mm	20.00 mm	£5.00
15 Tooth	23.75 mm	10.30 mm	20.00 mm	£5.00
16 Tooth	25.37 mm	10.30 mm	20.00 mm	£5.50
18 Tooth	28.60 mm	10.30 mm	20.00 mm	£6.00
20 Tooth	31.83 mm	10.30 mm	20.00 mm	£6.50
21 Tooth	33.45 mm	10.30 mm	20.00 mm	£7.00
22 Tooth	35.08 mm	10.30 mm	20.00 mm	£7.50
24 Tooth	38.30 mm	10.30 mm	20.00 mm	£8.00
26 Tooth	41.45 mm	10.30 mm	20.00 mm	£8.50
28 Tooth	44.78 mm	10.30 mm	20.00 mm	£9.00
30 Tooth	48.00 mm	10.30 mm	20.00 mm	£9.50

## XL Timing Belts

Belt No.	No of Teeth	Pitch Length	Width	Price Ea
60 XL	30 Tooth	152.40 mm	9.525 mm	£2.00
70 XL	35 Tooth	177.80 mm	9.525 mm	£2.25
80 XL	40 Tooth	203.20 mm	9.525 mm	£2.50
90 XL	45 Tooth	228.60 mm	9.525 mm	£2.75
100 XL	50 Tooth	254.00 mm	9.525 mm	£3.00
110 XL	55 Tooth	279.00 mm	9.525 mm	£3.50
120 XL	60 Tooth	304.80 mm	9.525 mm	£4.00
130 XL	65 Tooth	330.20 mm	9.525 mm	£4.50
140 XL	70 Tooth	355.60 mm	9.525 mm	£5.50
150 XL	75 Tooth	381.00 mm	9.525 mm	£6.50

Larger sizes of belts are available to special order

### SHAFTS AND BEARINGS

SHG can supply shafts and bearings to compliment the above timing drives, please ask for details.



# S.H.G. MODEL SUPPLIES

## XL Alloy Timing Pulley Drives

### XL Timing Pulleys

This is a range of general-purpose timing pulleys in Aluminium Alloy. Suitable for most modelling applications, where a non-slip drive is required and direct drive is not an option.

Ratios can be achieved to allow both reduction or increase in output shaft speed

Larger sizes of pulleys are available to special order



### Bore sizes

Various bores or threads can be supplied for metric and imperial shafts. Pulleys are bored to customers requirements. Smaller pulleys up to 15 tooth have a maximum bore of 6mm or 1/4" larger pulleys have a maximum bore of 9mm, or 3/8" Plain bores are fitted with Grub Screws. Flange Diameter is 6mm greater than O/D

Pulley Size	Outside Dia.	Face Width	O/A length max	Price Ea
10 Tooth	15.67 mm	10.30 mm	21.00 mm	£14.50
12 Tooth	18.90 mm	10.30 mm	21.00 mm	£15.00
14 Tooth	22.12 mm	10.30 mm	21.00 mm	£15.50
15 Tooth	23.75 mm	10.30 mm	21.00 mm	£15.50
16 Tooth	25.37 mm	10.30 mm	21.00 mm	£16.50
18 Tooth	28.60 mm	10.30 mm	21.00 mm	£16.50
20 Tooth	31.83 mm	10.30 mm	21.00 mm	£17.50
21 Tooth	33.45 mm	10.30 mm	23.00 mm	£18.50
22 Tooth	35.08 mm	10.30 mm	23.00 mm	£19.50
24 Tooth	38.30 mm	10.30 mm	23.00 mm	£19.50
26 Tooth	41.45 mm	11.10 mm	23.00 mm	£20.50
28 Tooth	44.78 mm	11.10 mm	23.00 mm	£20.50
30 Tooth	48.00 mm	11.10 mm	23.00 mm	£20.50

## XL Timing Belts

Belt No.	No of Teeth	Pitch Length	Width	Price Ea
60 XL	30 Tooth	152.40 mm	9.525 mm	£2.00
70 XL	35 Tooth	177.80 mm	9.525 mm	£2.25
80 XL	40 Tooth	203.20 mm	9.525 mm	£2.50
90 XL	45 Tooth	228.60 mm	9.525 mm	£2.75
100 XL	50 Tooth	254.00 mm	9.525 mm	£3.00
110 XL	55 Tooth	279.00 mm	9.525 mm	£3.50
120 XL	60 Tooth	304.80 mm	9.525 mm	£4.00
130 XL	65 Tooth	330.20 mm	9.525 mm	£4.50
140 XL	70 Tooth	355.60 mm	9.525 mm	£5.50
150 XL	75 Tooth	381.00 mm	9.525 mm	£6.50

Larger sizes of belts are available to special order

# S.H.G. MODEL SUPPLIES

## .75 MODULE GEAR WHEELS

### Price List

#### .75 Module Gears with Brass Hub

Cat No.	Description	Quantity	Price £
BG 38516	10mm Dia 16 Tooth Brass Pinion 2.3mm Press Fit Bore	Each	1.00
MN 1911	7mm Dia 10 Tooth Brass Hub Moulded Gear	Each	.70
MN 1912	14mm Dia 20 Tooth Brass Hub Moulded Gear	Each	.80
MN 1913	20mm Dia 30 Tooth Brass Hub Moulded Gear	Each	.90
MN 1914	26mm Dia 40 Tooth Brass Hub Moulded Gear	Each	1.00
MN 1915	32mm Dia 50 Tooth Brass Hub Moulded Gear	Each	1.20
MN 1916	38mm Dia 60 Tooth Brass Hub Moulded Gear	Each	1.40
MN 1920	100mm 50 Tooth Moulded Interconnecting Rack	Each	1.20
MN 1930	12mm 22 Tooth Brass Hub Moulded Bevel Gear	Each	1.50
MN 1934	34/1 Ratio Moulded Worm and wheel set Worm gear is push fit Wheel gear is Brass Hub	Each	1.75
MN 1981	300mm Steel Shafting 2mm Dia.	Each	1.00

A useful range of precision moulded miniature gearwheels  
Moulded in Nylon 6. All gears are 3mm face and have a bore of 2mm  
Brass hubs are fitted with a single grub screw.

#### .75 Module Gears with Push Fit Hub

Cat No.	Description	Quantity	Price £
BG 38516	10mm Dia 16 Tooth Brass Pinion 2.3mm Press Fit Bore	Each	1.00
MN 2911	7mm Dia 10 Tooth Push Fit Hub Moulded Gear	Each	.65
MN 2912	14mm Dia 20 Tooth Push Fit Hub Moulded Gear	Each	.75
MN 2913	20mm Dia 30 Tooth Push Fit Hub Moulded Gear	Each	.85
MN 2914	26mm Dia 40 Tooth Push Fit Hub Moulded Gear	Each	.95
MN 2915	32mm Dia 50 Tooth Push Fit Hub Moulded Gear	Each	1.05
MN 2916	38mm Dia 60 Tooth Push Fit Hub Moulded Gear	Each	1.25
MN 1920	100mm 50 Tooth Moulded Interconnecting Rack	Each	1.20
MN 2930	12mm 22 Tooth Push Fit Hub Moulded Bevel Gear	Each	1.25
MN 2934	34/1 Ratio Moulded Worm and wheel set	Each	1.50
MN 1981	300mm Steel Shafting 2mm Dia.	Each	1.00

A useful range of precision  
moulded miniature gearwheels  
Moulded in Nylon 6.  
All gears are 3mm face and  
have  
a bore of 2mm  
Push Fit Hubs are not fitted  
with  
a grub screw.

SHG. Pinfold Lane, Wheaton Aston ,  
STAFFORD. ST19 9PD  
Telephone 01785 840308  
Email info@shgmodels.com



# S.H.G. MODEL SUPPLIES

## MODULE 1 GEAR WHEELS

### Price List

#### **Module 1 Gears with Brass Hub**

Cat No.	Description	Quantity	Price £
MN 2011	12mm Dia 12 Tooth Brass Hub Moulded Gear	Each	1.30
MN 2012	15mm Dia 15 Tooth Brass Hub Moulded Gear	Each	1.50
MN 2013	18mm Dia 18 Tooth Brass Hub Moulded Gear	Each	1.60
MN 2015	38mm Dia 38 Tooth Brass Hub Moulded Gear	Each	2.20
MN 2017	58mm Dia 58 Tooth Brass Hub Moulded Gear	Each	2.60
MN 2020	100mm 32 Tooth Moulded Interconnecting Rack	Each	1.50
MN 2030	25mm 20 Tooth Brass Hub Moulded Bevel Gear	Each	2.60
MN 2034	12.5mm Single start Worm only Worm wheel is push fit on to 4mm shaft	Each	1.60
MN 2081	300mm Steel Shafting 4mm Dia.	Each	2.00

A useful range of precision moulded miniature gearwheels  
Moulded in Nylon 6. All gears are 6mm face and have a bore of 4mm  
Brass hubs are fitted with a grub screw.

Some sizes of Brass Hub gears are in short supply at present  
We will inform you at time of order if there is a supply problem

#### **Module 1 Gears with Push Fit Hub**

Cat No.	Description	Quantity	Price £
MN 3011	12mm Dia 12 Tooth Push Fit Hub Moulded Gear	Each	1.20
MN 3013	18mm Dia 18 Tooth Push Fit Hub Moulded Gear	Each	1.50
MN 3015	38mm Dia 38 Tooth Push Fit Hub Moulded Gear	Each	1.90
MN 3017	58mm Dia 58 Tooth Push Fit Hub Moulded Gear	Each	2.40
MN 2020	100mm 32 Tooth Moulded Interconnecting Rack	Each	1.50
MN 3030	25mm 20 Tooth Brass Hub Moulded Bevel Gear	Each	2.50
MN 2034	12.5mm Single start Worm only Worm wheel is push fit on to 4mm shaft	Each	1.60
MN 2081	300mm Steel Shafting 4mm Dia.	Each	2.00

A useful range of precision  
moulded miniature gearwheels  
Moulded in Nylon 6.  
All gears are 6mm face and have  
a bore of 4mm  
Push Fit Hubs are not fitted with  
a grub screw.

SHG. Pinfold Lane, Wheaton Aston,  
STAFFORD. ST19 9PD  
Telephone 01785 840308  
Email info@shgmodels.com



# S.H.G. MODEL SUPPLIES

## 918D SERIES SINGLE RATIO METAL GEARBOX

### GEARED UNITS 918D

This miniature gearbox is of Steel and Brass construction with Brass Gears and is mounted on a 1mm thick steel bracket. It incorporates a high quality three-pole motor with sintered bronze bearings.

The design and construction of the unit make it ideal for a host of model and light industrial applications

The motor units supplied come in two voltage ranges.



**918D**

### MOTOR TYPE RE280 - 1.5v to 3v & RE280/1 - 12v to 24v

Motor, No Load RPM

RE280 - 3v. Constant RPM 9200 Current .12A

RE280/1 - 12v. Constant RPM 8400 Current .10A

Motor RPM Under Load At Maximum Efficiency

RE280 - 3v. Constant RPM 7800 Current .85A Torque 20.00g.cm

RE280/1 - 12v Constant RPM 6300 Current .30A Torque 25.00g.cm

### RATIO AVAILABILITY AND SHAFT OUTPUT SPEEDS

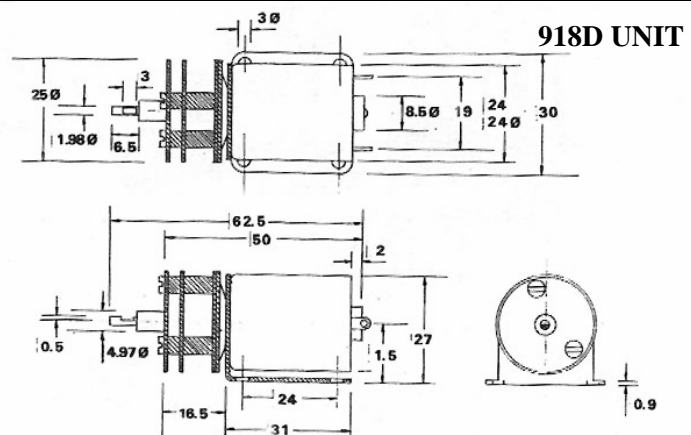
Part No	Ratio	3v Shaft Speed	12v Shaft Speed	Weight
918D151	15 to 1	613 RPM	560 RPM	72g
918D301	30 to 1	306 RPM	280 RPM	72g
918D1001	100 to 1	92 RPM	84 RPM	72g

### 918D Gearbox Units

**Price**

**£9.95 Each**

918D Gearbox units are usually available from stock



**THERE ARE A RANGE OF GEARBOX UNITS AVAILABLE TO SUIT MOST APPLICATIONS  
PLEASE ASK FOR FURTHER INFORMATION**

# S.H.G. MODEL SUPPLIES

## 950D SERIES SINGLE RATIO METAL GEARBOX

### 950D GEARED UNITS

Designed for heavy duty industrial and model applications, this robust unit boasts a powerful high quality five pole motor unit with sintered bronze bearings.

The all steel gearbox incorporates bronze output bearings, enabling the high torque of the motor to be transmitted through the gearbox. The unit is mounted on a 1mm thick plated steel bracket.



### MOTOR TYPE

RE385 Voltage 6.0v to 15v

Motor No Load RPM

6v. Constant RPM 5500 Current .098A

12v. Constant RPM 11000 Current .155A

Motor RPM Under Load At Maximum Efficiency

6v. Constant RPM 4650 Current .42A Torque 33.2g.cm

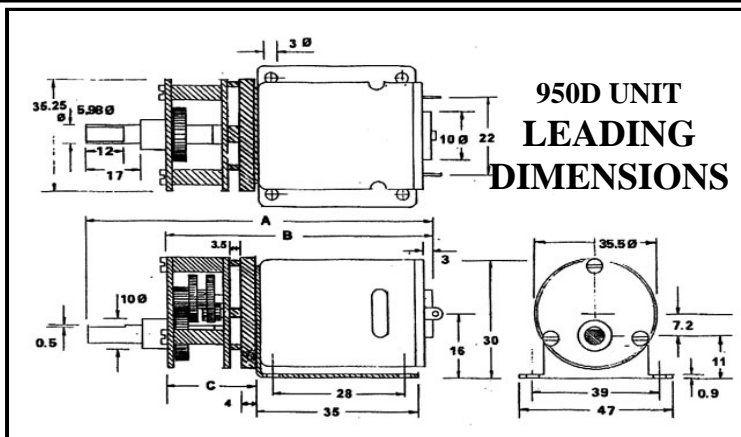
12v Constant RPM 9281 Current .837A Torque 65.3g.cm

### RATIO AVAILABILITY AND SHAFT OUTPUT SPEEDS

Part No	Ratio	6v Shaft Speed	12v Shaft Speed	Weight
950D2.51	2.5 to 1	2520 RPM	5040 RPM	146g
950D61	6 to 1	1050 RPM	2100 RPM	144g
950D111	11 to 1	572 RPM	1145 RPM	146g
950D501	50 to 1	126 RPM	252 RPM	156g
950D1481	148 to 1	42 RPM	85 RPM	162g
* 950D8101	810 to 1	7 RPM	15 RPM	164g
* 950D30001	3000 to 1	2 RPM	4 RPM	168g

### 950D Gearbox Units Price £19.95 Each

950D Gearbox units are usually available from stock in the popular ratios,  
Items marked \* are available to special order.



SHG. Pinfold Lane, Wheaton Aston, STAFFORD. ST19 9PD

Telephone 01785 840308

Email [info@shgmodels.com](mailto:info@shgmodels.com)

01/08


# S.H.G. MODEL SUPPLIES

## 919D SERIES SINGLE RATIO METAL GEARBOX

### 919D GEARED UNITS

Designed for heavy duty industrial and model applications, this robust unit boasts a powerful high quality three pole motor unit with sintered bronze bearings.

The all steel gearbox incorporates bronze output bearings, enabling the high torque of the motor to be transmitted through the gearbox. The unit is mounted on a 1mm thick plated steel bracket.



**919D**

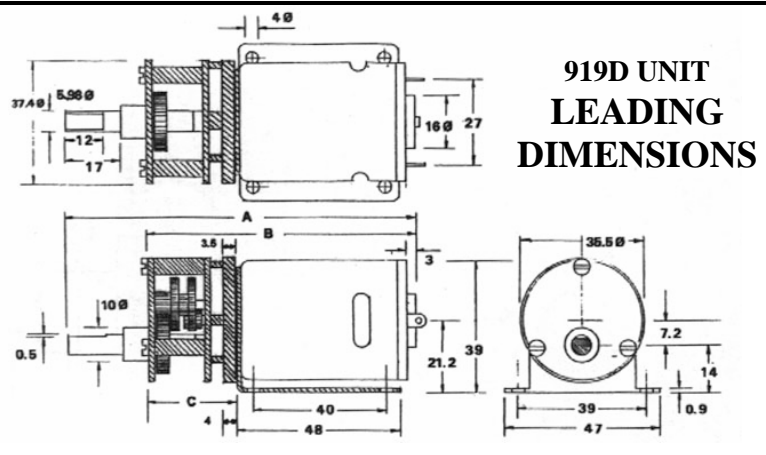
<b>MOTOR TYPE</b>	RE540/1	<b>Voltage</b>	4.5v to 15v
		<b>Motor No Load RPM</b>	
		6v. Constant RPM	7500
		Current	.45A
		12v. Constant RPM	15800
		Current	.52A
		<b>Motor RPM Under Load At Maximum Efficiency</b>	
		6v. Constant RPM	6180
		Current	2.1A
		Torque	118.2g.cm
		12v Constant RPM	15800
		Current	2.85A
		Torque	154.4g.cm

### RATIO AVAILABILITY AND SHAFT OUTPUT SPEEDS

Part No	Ratio	6v Shaft Speed	12v Shaft Speed	Weight
919D2.51	2.5 to 1	3000 RPM	6300 RPM	240g
919D61	6 to 1	1316 RPM	2633 RPM	234g
919D111	11 to 1	718 RPM	1463 RPM	238g
919D501	50 to 1	158 RPM	316 RPM	246g
919D1481	148 to 1	53 RPM	106 RPM	255g
* 919D8101	810 to 1	10 RPM	20 RPM	255g
* 919D30001	3000 to 1	2 RPM	5 RPM	262g

### 919D Gearbox Units Price £19.95 Each

919D Gearbox units are usually available from stock in the popular ratios, items marked \* are available to special order.



**919D UNIT  
LEADING  
DIMENSIONS**

# S.H.G. MODEL SUPPLIES

## Electric Motors Pricelist

This is a range of motors suitable for most general modelling applications

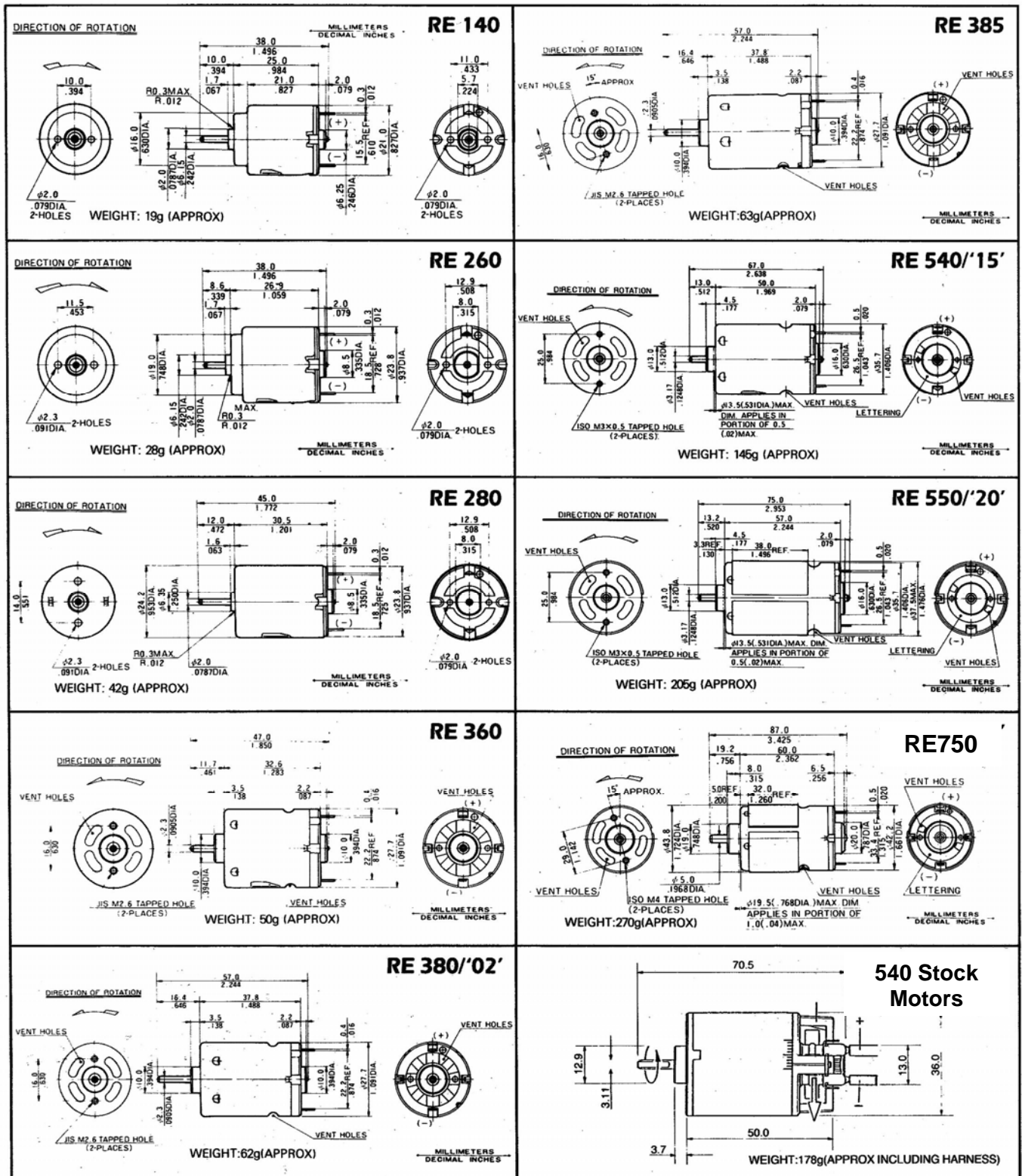
MOTOR	VOLTAGE RANGE	AMPS	RPM @ MAX VOLTS	PRICE
<b>RE 280</b>	1.5 - 3v	.5A	10,000 Rpm	£ 2.95
A small low powered motor suitable for lightweight model operation				
<b>RE 280 / 1</b>	12 - 24v	.5A	10,000 Rpm	£ 3.95
A small motor as 280 suitable for lightweight operation on 12 – 24v				
<b>RE 360</b>	6 - 15v	.75A	10,000 Rpm	£ 4.95
A medium sized low drain motor suitable for small-scale model operation				
<b>RE 370</b>	4.5 - 15v	.475A	10,000Rpm	£ 4.95
A medium sized low drain motor suitable for small-scale model operation				
<b>RE 380</b>	3 - 7.2v	4A	26,000 Rpm	£ 5.95
A smaller version of the 540, Also known as <b>Speed 400</b> A high powered high rev. medium sized motor for Electric Flight & 400 Class Fast Electric Racing				
<b>RE 385</b>	6 - 15v	1.5A	12,000 Rpm	£ 6.95
A medium sized motor same size casing as the 380 but wound for low drain and higher torque, suitable for small to medium scale models				
<b>RE 540</b>	3 - 9v	8A	12,000 Rpm	£ 5.95
A larger sized motor, also known as <b>Speed 600</b> An industry standard general purpose high powered medium high rev. motor for Electric Flight & Fast Electric Boat Racing				
<b>RE 540/1</b>	4 - 15v	3A	7,500 Rpm	£ 6.95
A larger sized motor same size casing as the 540 but wound for low drain and high torque, suitable for medium scale model operation replaces the old 545 motor which is no longer available				
<b>RE 550</b>	3 - 10v	7.5A	10,000 Rpm	£ 5.95
A Hybrid motor with a power rating midway between the 540 & 540/1, an excellent motor for fast scale models and fun fast electrics, the brush gear is fan cooled for sustained operation.				
<b>TORPEDO 800</b>	6 - 12v	5.5A	5,000 Rpm	£25.95
A large high powered low revving motor suitable for operation in large scale models such as Tugboats and large Workboats. Comes with mounting bracket				
<b>TORPEDO 850</b>	6 - 12v	11A	9,700 Rpm	£25.95
A large high powered motor with higher revs. Suitable for operation in fast scale models such as patrol boats PT Boats Etc. Comes with mounting bracket				
<p><b>Mounting Brackets to suit all motors up to RE550 are available priced £2 including mounting Screws</b></p> <p>Cradle Mounts molded in plastic are available at £1.00 to £2.00 Please give motor size when ordering</p>				
Most of the listed motors can be supplied with Gearboxes - Geared reduction units or Belt drives to get the required performance when using larger Props or in heavy Drive situations such as Tracked Vehicles. Please ask for information.				

Mounting Brackets or Cradle Mounts are available & supplied seperatly unless stated.

Many other motor types are available Please ask for details if you require motors for special applications

# S.H.G. MODEL SUPPLIES

## Electric Motors General Dimensions



The above chart gives leading dimensions on many of the popular motors shown in our Catalogue. Should you require further information on any type of motor listed then please ask.



# Electric Motors

## SME 370 ELECTRIC MOTOR



SME 370 Motor General Power Specifications

SME 370	Voltage	RPM	Voltage	RPM	Amperage
No Load	7.2v	6400	12v	10668	.132
Max Efficiency	7.2v	5000	12v	8312	.457
Voltage Range	Continuous 4.5v to 15v				

The **SME 370** motor is a high power output motor ideally suited for work driving smaller models where high torque is required at medium RPM. Used widely in small and miniature scale models for power without heavy current drain, the motor is ideally suited for most small scale models up to 30" or Prop Dia 40mm

Ideal for powering conversions of Plastic Kit Models

The Motor uses the same mounting centres as the popular 380/385 motors and can be directly interchanged with the same mountings.

For extra torque the motor can be used in conjunction with the Mini Olympus Reduction Drive giving a 2/1 reduction on shaft speed with corresponding increase in power for driving larger Propellers.

### Motor Dimensions

Overall Length of Casing 33mm Diameter of casing 28mm

Shaft Diameter is 2.3mm (3/32")


This motor uses 380 size mount (sold separately)

### Pricelist

370 Motors	Price each	£ 4.95
370 Motors	Price 6	£20.00
Mini Olympus Drive	Price Each	£9.95 Each

# Electric Motors

## JOHNSON 550 FAN COOLED ELECTRIC MOTOR



RE 550 Motor General Power Specifications

RE550	Voltage	RPM	Watts	Amperage
No Load	7.2v	10700	-	1.10
Max Efficiency	7.2v	9350	39	7.64
Voltage Range	Continuous 4.5v to 9.6v - Maximum Intermittent 12v			

The Johnson 550 Fan cooled motor is a high power output motor ideally suited for work driving models where high torque is required at medium RPM. Used widely in Fun Fast Electric Racing (Club 500) and many applications for larger Scale Models The Motor uses the same mounting centres as the popular 540 motor and can be directly interchanged with the same mountings.

For extra torque the motor can be used in conjunction with Reduction Timing Belt Drive's giving various reduction on shaft speed with corresponding increase in power for driving larger Propellers.

### Motor Dimensions

Overall Length of Casing 65mm Diameter of casing 37mm

Shaft Diameter is 3.2mm (1/8")

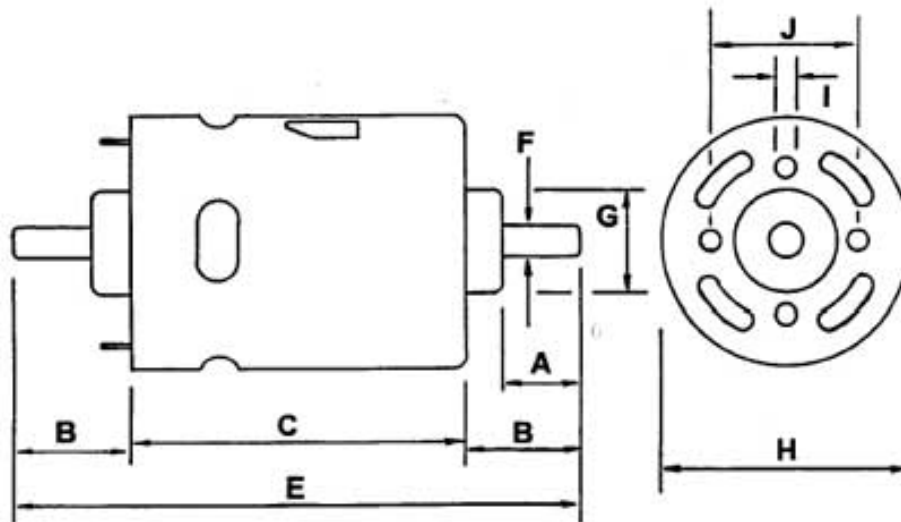
This motor uses 540 size mount (sold separately)

### **Pricelist**

550 Motors	Price each	£5.95 each
550 Motors	Price 5	£20.00

S.H.G. MODEL SUPPLIES

# MFA TORPEDO 800 ELECTRIC MOTOR



Dimensions	A	B	C	E	F	G	H	I	J
Millimetres	13.2	20.5	69	110	6.35	21.75	51.8	M5	32
Inches	.52	.81	2.72	4.33	.25	.86	2.04		1.26

## RE 800 Motor General Power Specifications

RE800	Voltage	RPM	Watts	Amperage
No Load	12v	5167	-	1.058
Max Efficiency	12v	4289	36.84	5.28

The MFA Torpedo 800 motor is a high power output motor ideally suited for work driving large-scale models where high torque is required at lower RPM.

The Motor is supplied as standard with a metal mounting bracket as illustrated.

Couplings and other types of power transmissions are available to suit this motor.

Speed controllers are available for this motor, Please ask for information of a controller to suit your installation

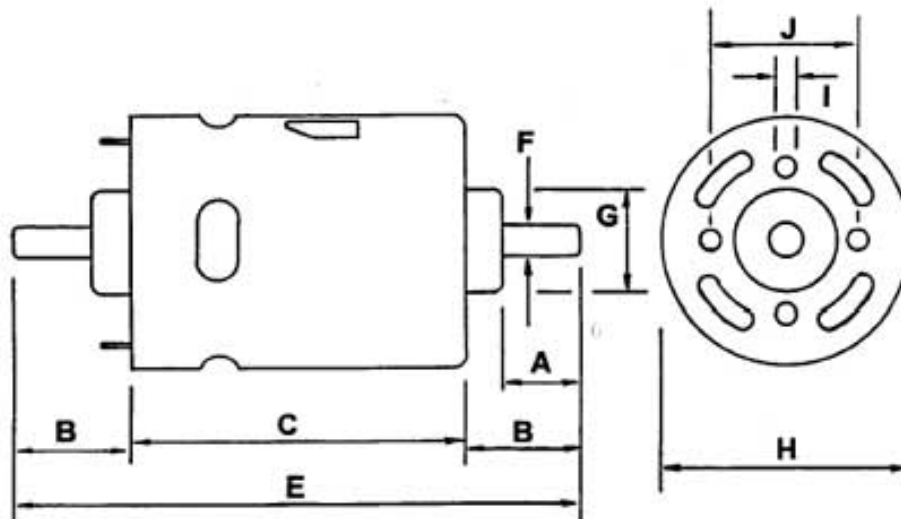
SHG. Pinfold Lane, Wheaton Aston,

STAFFORD. ST19 9PD Telephone 01785 840308 Email [info@shgmodels.com](mailto:info@shgmodels.com)

01/08

S.H.G. MODEL SUPPLIES

# MFA TORPEDO 850 ELECTRIC MOTOR



Dimensions	A	B	C	E	F	G	H	I	J
Millimetres	13.2	20.5	69	110	6.35	21.75	51.8	M5	32
Inches	.52	.81	2.72	4.33	.25	.86	2.04		1.26

## RE 850 Motor General Power Specifications

RE850	Voltage	RPM	Watts	Amperage
No Load	12v	9778	-	1.90
Max Efficiency	12v	8311	157	10.82

The MFA Torpedo 850 motor is a high power output motor ideally suited for work driving large-scale models such as patrol boats, where high torque and RPM. Is required

The Motor is supplied as standard with a metal mounting bracket as illustrated.

Couplings and other types of power transmissions are available to suit this motor.

Speed controllers are available for this motor, Please ask for information of a controller to suit your installation

SHG. Pinfold Lane, Wheaton Aston,

STAFFORD. ST19 9PD Telephone 01785 840308 Email [info@shgmodels.com](mailto:info@shgmodels.com)

01/08

# SHG MODEL SUPPLIES

## GRAUPNER ELECTRIC MOTORS & DRIVES



### GRAUPNER SPEED 400 7.2 V

Order number 3321

Nominal voltage 6 V Operating voltage range 2,4 ... 7,2 V  
 No-load rpm 18000 min-1 No-load current drain 0,7 A  
 Current drain at max. efficiency 4 A  
 Current drain when stalled 25 A  
 Max. efficiency without gearbox 70 %  
 Length of case, excl. shaft 37,8 mm Diameter 27,7 mm  
 Free shaft length 13,8 mm Shaft diameter 2,3 mm  
 Weight 73 g

**£7.00**

### GRAUPNER SPEED 600 ECO 7.2 V

Order number 3323

Nominal voltage 7,2 V Operating voltage range 6-9,6 V  
 No-load rpm 11000 min-1 No-load current drain 1 A  
 Current drain at max. efficiency 7,5 A  
 Current drain when stalled 50 A  
 Max. efficiency without gearbox 72 %  
 Length of case, excl. shaft 57 mm Diameter 37 mm  
 Free shaft length 8,7 mm Shaft diameter 3,17 mm  
 Weight 220 g

**£12.00**



### GRAUPNER SPEED 700 9.6V

Order number 3308

Nominal voltage 9,6 V Operating voltage range 4,8 .14,4 V  
 No-load rpm 15000 min-1 No-load current drain 2 A  
 Current drain at max. efficiency 12,5 A  
 Current drain when stalled 65 A  
 Max. efficiency without gearbox 75 %  
 Length of case, excl. shaft 67 mm Diameter 42,2 mm  
 Free shaft length 14 mm Shaft diameter 5 mm  
 Weight 320 g

**£17.95**



### GRAUPNER SPEED 720 BB Torque 6-12 V

Order number 6372

Nominal voltage 12 V Operating voltage range 6. 13 V  
 No-load rpm 4100 min-1 No-load current drain 0,75 A  
 Current drain at max. efficiency 3 A  
 Current drain when stalled 13,5 A  
 Max. efficiency without gearbox 75 %  
 Length of case, excl. shaft 72 mm Diameter 44,5 mm  
 Free shaft length 6,5 mm Shaft diameter 5 mm  
 Weight 380 g

**£37.95**



### BOW THRUSTER WITH ELECTRIC MOTOR

Order number 1785

Plastic case with flange-mounted motor SPEED 400 7.2 V.  
 and two extension tubes.  
 Diameter of inlet/outlet tube 14 mm.  
 Length of extension tubes approx. 60 mm each.  
 O/A width of tube unit approx. 165 mm. (Can be reduced)  
 Total height, incl. motor approx. 65 mm

**£24.95**



# SHG MODEL SUPPLIES

## GRAUPNER SPECIAL ITEMS

	<p><b>Graupner Miniature Racing Props</b></p> <p>2318.26 26mm Dia 36mm Pitch LH M2 £2.50 2318.26L 26mm Dia 36mm Pitch RH M2 £3.50 2318.29 29mm Dia 35mm Pitch LH M4 £2.50 2314.30 30mm Dia 36mm Pitch LH M4 £2.50</p> <p>All listed are 2 Blade Props</p>
	<p><b>GRAUPNER COUPLING HOUSING 400 SIZE</b></p> <p>Order number 2333</p> <p>Suitable for mounting of 400 size electric motors onto 4mm Dia stern tubes</p> <p>. For SPEED 400 – 380 - 385 Motors</p> <p>Price £7.95</p>
	<p><b>GRAUPNER COUPLING 2.3mm to 2mm</b></p> <p>Order number 355.3</p> <p>Shaft coupling 2,0 + 2,3 mm</p> <p>Minature coupling for use in conjunction with the 400 size coupling Housing listed above</p> <p>Maximum operating angle is 10°</p> <p>£9.75</p>
	<p><b>GRAUPNER COUPLING HOUSING 600 SIZE</b></p> <p>Order number 2328</p> <p>Suitable for mounting of 600 size electric motors onto 6mm Dia stern tubes</p> <p>. For SPEED 600 – 540 – 545 – 550 Motors</p> <p>Price £9.50</p>
	<p><b>GRAUPNER COOLING COILS</b></p> <p>Order number 3325.1 Fits 400 size motors Case Diameter 27 - 29 mm Price £9.50</p> <p>Order number 3324 Fits 600 size motors Case Diameter 35 - 37 mm Price £9.95</p> <p>Order number 3325 Fits 600 size motors Case Diameter 42 - 44 mm Price £9.95</p>

# SHG MODEL SUPPLIES

## BOW THRUSTER UNITS



<p><b>RABOESCH</b> Bow thruster unit with motor &amp; 14mm I/D outlet tubes £24.95</p>	<p><b>RABOESCH</b> Bow thruster unit with motor &amp; 16mm I/D outlet tubes £26.95</p>
<p><b>RABOESCH</b> Bow thruster unit with motor &amp; 19mm I/D outlet tubes £28.95</p>	<p><b>RABOESCH</b> Bow thruster unit with motor &amp; 22mm I/D outlet tubes £32.95</p>
<p><b>RABOESCH</b> Bow thruster unit with motor &amp; 25mm I/D outlet tubes £36.95</p>	<p><b>RABOESCH BOW THRUSTERS</b> A new range of bow thrusters from popular Propellor Manufacturer Raboesch  Same design as the existing GRAUPNER unit but five sizes.</p>



**GRAUPNER**  
 Order number 1785  
 Plastic case with flange-mounted motor SPEED 400 7.2 V. and two extension tubes.  
 Diameter of inlet/outlet tube 14 mm.  
 Length of extension tubes approx. 60 mm each.  
 £24.95

# S.H.G. MODEL SUPPLIES

## Marine Couplings

### S.H.G Rubber Flexi Couplings

Three sizes of the RFC are available to suit all popular sizes of motor application; the couplings are suitable for larger type electric motors from 540 size upwards and are most suited for I.C. Engines where they will cover a range of power up to 8 B.H.P.



Mini RFC 47mm Long



Std. RFC 48mm Long



Large RFC 52mm Long



Coupling	Length	Diameter	Max I.C. Cap.	Max Bores	Price
Mini	47mm	15.5mm	3.5cc -.19 c.i.	6mm – ¼"	£ 8.95
Standard	48mm	22.5mm	11cc -.65 c.i.	8mm – 5/16"	£ 10.95
Large	52mm	26mm	15-35cc -.9 - 2.1 c.i.	9mm – 3/8"	£12.95

### BORE SIZES AVAILABLE FOR ENDS

Imperial Plain	1/16 - 3/32 - 1/8 - 5/32 - 3/16 - 1/14 – 5/16 - 3/8
Imperial Threaded	6ba 4ba 2ba ¼ unf
Metric Plain	1mm – 2mm – 2.3mm - 3mm – 3.2mm – 4mm – 5mm – 6mm – 8mm
Metric Threaded	M2 – M3 – M4 – M5 – M6 – M7 – M8

### S.H.G 5500 - 6000 - 6500 Double Couplings

Three sizes of Double Couplings are available to suit all popular sizes of motor application; the couplings are suitable for all types of electric motors from Micro servomotors up to Torpedo 850 and larger.



Coupling	Length	Diameter	Min/Max Bores	Price
5500	38mm or 45mm	10mm	1mm - 4mm	£ 2.95
6000	45mm or 65mm	12mm	2mm - 6mm	£ 2.95
6500	65mm or 90mm	17mm	4mm - 9mm	£4.95

### BORE SIZES AVAILABLE FOR ENDS

Imperial Plain	1/16 - 3/32 - 1/8 - 5/32 - 3/16 - 1/14 – 5/16 - 3/8
Imperial Threaded	6ba 4ba 2ba ¼ unf
Metric Plain	1mm 1.5mm 2mm 2.3mm 3mm 3.2mm 4mm 5mm 6mm 8mm
Metric Threaded	M2 M3 M4 M5 M6 M7 M8



# S.H.G. MODEL SUPPLIES

## Marine Couplings

### Huco Type Couplings

A new range of general Universal Couplings is now available from S.H.G. these are the Huco style of Universal Joint.

The body of these couplings is moulded in Red Acetal Material; the centre of the coupling is articulated in a mechanical pivot.

The end connection to the shafts is via Hexagonal Splined inserts, which come with a variety of shaft sizes; this enables any combination of ends to suit the installation.



## HUCO TYPE UNIVERSAL JOINTS

### BORE SIZES AVAILABLE FOR ENDS

Imperial Plain	3/32 - 1/8 - 5/32 - 3/16 - 1/4
Imperial Threaded	4ba 2ba ¼ unf
Metric Plain	2mm 2.3mm 3mm 3.2mm 4mm 5mm 6mm
Metric Threaded	M4 M5 M6

### LEADING DIMENSIONS

Coupling	Length	Diameter	Min/Max Bores	Price
Standard	45mm	12mm	2mm – ¼"	£ 5.50
Double	80mm	12mm	2mm – ¼"	£10.00

### PRICE LIST

Component	Price Each
Complete Single Coupling	£ 5.50
Complete Double Coupling	£10.00
Coupling Centre Unit	£ 2.50
Coupling Joiner	£ 1.50
Coupling Ends	£ 1.75
Allen Key	.35p
Grub screws	.20p

# S.H.G. MODEL SUPPLIES

## MINIATURE SHAFT & TUBE ASSEMBLIES

### M2 Stainless steel shaft assemblies

CAT NO.	ASSEMBLY SIZE	THREAD	Retail £
MIN 1201	Shaft & Tube Assembly 1.5"	M2	4.50
MIN 1202	Shaft & Tube Assembly 2"	M2	4.50
MIN 1203	Shaft & Tube Assembly 2.5"	M2	4.50
MIN 1204	Shaft & Tube Assembly 3"	M2	4.50
MIN 1205	Shaft & Tube Assembly 3.5"	M2	4.50
MIN 1206	Shaft & Tube Assembly 4"	M2	4.50
MIN 1207	Shaft & Tube Assembly 4.5"	M2	4.50
MIN 1208	Shaft & Tube Assembly 5"	M2	5.00
MIN 1209	Shaft & Tube Assembly 5.5"	M2	5.00
MIN 12010	Shaft & Tube Assembly 6"	M2	5.00
MIN 12011	Shaft & Tube Assembly 7"	M2	6.00
MIN 12012	Shaft & Tube Assembly 8"	M2	6.00
MIN 12013	Shaft & Tube Assembly 9"	M2	7.00
MIN 12014	Shaft & Tube Assembly 10"	M2	7.00
MIN120/M2	(PK10) Shaft Nuts only M2	M2	1.00

Produced especially for Miniature models, following many requests for assemblies for converting Plastic Models such as the Revell type 7 U Boat and S100 models and Heller Smit London Tug This is an excellent range of high precision shaft and tube assemblies with grade 303 stainless shafts and hard grade Brass outer tubes. The Shaft is 2mm dia. Outer tube diameter is 4mm. The bearings are oil/water lubricated Acetal material and are extremely hard wearing. All 2mm assemblies are supplied with M2 thread one end plain 2mm shaft the other



S.H.G. Model Supplies. Pinfold Lane, Wheaton Aston,  
STAFFORD. ST19 9PD

Telephone 01785 840308

Email [info@shgmodels.com](mailto:info@shgmodels.com)

01/08

# S.H.G. MODEL SUPPLIES

## STANDARD SHAFT & TUBE ASSEMBLIES

### M4 Stainless steel shaft assemblies

This size is equivalent to the old 4BA

CAT NO.	ASSEMBLY SIZE	THREAD	PRICE £
STA3/4	Shaft & Tube Assembly 3"	M4	4.50
STA4/4	Shaft & Tube Assembly 4"	M4	4.50
STA5/4	Shaft & Tube Assembly 5"	M4	4.75
STA6/4	Shaft & Tube Assembly 6"	M4	5.00
STA7/4	Shaft & Tube Assembly 7"	M4	5.25
STA8/4	Shaft & Tube Assembly 8"	M4	5.50
STA9/4	Shaft & Tube Assembly 9"	M4	5.75
STA10/4	Shaft & Tube Assembly 10"	M4	6.00
STA11/4	Shaft & Tube Assembly 11"	M4	6.25
STA12/4	Shaft & Tube Assembly 12"	M4	6.50
STA13/4	Shaft & Tube Assembly 13"	M4	7.00
STA14/4	Shaft & Tube Assembly 14"	M4	7.50
STA15/4	Shaft & Tube Assembly 15"	M4	8.00
STA263	Shaft Bearing 4mm (Pack of 2)		1.00
STA264	Shaft Nuts only (Pack of 10)	M4	1.00

An excellent range of general-purpose shaft and tube assemblies with Grade 303 Stainless Shafts and Hard Grade Brass outer Tubes. The outer tube diameter is 8mm on both M4 and M5 assemblies. The Bearings are Oil / Water lubricated Acetal material and are extremely hard wearing and Quiet.



S.H.G. Pinfold Lane, Wheaton Aston,  
STAFFORD. ST19 9PD  
Telephone 01785 840308

Email [info@shgmodels.com](mailto:info@shgmodels.com)

01/08

# S.H.G. MODEL SUPPLIES

## STANDARD SHAFT & TUBE ASSEMBLIES

### M5 Stainless steel shaft assemblies

This size is equivalent to the old 2BA

CAT NO.	ASSEMBLY SIZE	THREAD	PRICE £
STA6/5	Shaft & Tube Assembly 6"	M5	5.00
STA7/5	Shaft & Tube Assembly 7"	M5	5.25
STA8/5	Shaft & Tube Assembly 8"	M5	5.50
STA9/5	Shaft & Tube Assembly 9"	M5	5.75
STA10/5	Shaft & Tube Assembly 10"	M5	6.00
STA11/5	Shaft & Tube Assembly 11"	M5	6.25
STA12/5	Shaft & Tube Assembly 12"	M5	6.50
STA13/5	Shaft & Tube Assembly 13"	M5	7.00
STA14/5	Shaft & Tube Assembly 14"	M5	7.50
STA15/5	Shaft & Tube Assembly 15"	M5	8.00
STA16/5	Shaft & Tube Assembly 16"	M5	8.50
STA17/5	Shaft & Tube Assembly 17"	M5	9.00
STA18/5	Shaft & Tube Assembly 18"	M5	9.50
STA19/5	Shaft & Tube Assembly 19"	M5	10.00
STA20/5	Shaft & Tube Assembly 20"	M5	10.50
STA21/5	Shaft & Tube Assembly 21"	M5	11.00
STA22/5	Shaft & Tube Assembly 22"	M5	11.50
STA23/5	Shaft & Tube Assembly 23"	M5	12.50
STA24/5	Shaft & Tube Assembly 24"	M5	13.50
STA261	Shaft Bearing 5mm (Pack of 2)		1.00
STA262	Shaft Nuts only (Pack of 10)	M5	1.00

An excellent range of general-purpose shaft and tube assemblies with Grade 303 Stainless Shafts and Hard Grade Brass outer Tubes. The outer tube diameter is 8mm on both M4 and M5 assemblies. The Bearings are Oil / Water lubricated Acetal material and are extremely hard wearing and Quiet.



# S.H.G. MODEL SUPPLIES

## HI – SPEC SHAFT & TUBE ASSEMBLIES

4MM Dia Shaft Assemblies. Tube Dia. 6mm			
HSST440	4MM STAINLESS S&T ASSY.	4" X M4	£7.50
HSST441	4MM STAINLESS S&T ASSY.	5" X M4	£7.50
HSST442	4MM STAINLESS S&T ASSY.	6" X M4	£7.50
HSST443	4MM STAINLESS S&T ASSY.	7" X M4	£8.00
HSST444	4MM STAINLESS S&T ASSY.	8" X M4	£8.00
HSST445	4MM STAINLESS S&T ASSY.	9" X M4	£8.50
HSST446	4MM STAINLESS S&T ASSY.	10" X M4	£8.50
HSST447	(PK2) 4MM Replacement Bearing		£2.50
HSST120M4	(PK 10) Shaft Nuts M4		.75

Designed primarily for fast electric racing, these shafts are suitable for operation at up to 29,000 rpm with suitably balanced propellers, an excellent range of high precision shaft and tube assemblies with grade 303 stainless shafts and hard grade outer tubes. The outer tube diameter is 6mm. The bearings are oil / water lubricated Glacier material and are extremely hard wearing.

5MM Dia Shaft Assemblies. Tube Dia. 8mm			
HSST450	5MM STAINLESS S&T ASSY.	6" X M5	£8.00
HSST451	5MM STAINLESS S&T ASSY.	8" X M5	£9.00
HSST452	5MM STAINLESS S&T ASSY.	10" X M5	£10.00
HSST453	5MM STAINLESS S&T ASSY.	12" X M5	£11.00
HSST454	5MM STAINLESS S&T ASSY.	14" X M5	£12.00
HSST455	(pk 2) 5mm Replacement bearing		£ 3.00
HSST120/M5	(pk10) Shaft nuts M5		.75

Suitable for operation at up to 25,000 rpm with suitably balanced propellers, an excellent range of high precision shaft and tube assemblies with grade 303 stainless shafts and hard grade outer tubes. The outer tube diameter is 8mm. The bearings are oil / water lubricated Glacier material and are extremely hard wearing.

6MM Dia Shaft Assemblies. Tube Dia. 10mm			
HSST460	6MM STAINLESS S&T ASSY.	8" X M5	£11.00
HSST461	6MM STAINLESS S&T ASSY.	10" X M5	£12.00
HSST462	6MM STAINLESS S&T ASSY.	12" X M5	£13.00
HSST463	6MM STAINLESS S&T ASSY.	14" X M5	£14.00
HSST464	6MM STAINLESS S&T ASSY.	16" X M5	£15.00
HSST465	6MM STAINLESS S&T ASSY.	18" X M5	£16.00
HSST466	6MM STAINLESS S&T ASSY.	20" X M5	£17.00
HSST467	6MM STAINLESS S&T ASSY.	22" X M5	£18.00
HSST468	6MM STAINLESS S&T ASSY.	24" X M5	£19.00
HSST469	(PK2) 6MM Replacement Bearing		£ 3.50
HSST470	Replacement prop stud & nuts M5		£ .50
HSST120/M5	(pk10) Shaft nuts M5		.75

Suitable for operation at up to 25,000 rpm with suitably balanced propellers, produced especially for larger models this is an excellent range of high precision shaft and tube assemblies with grade 303 stainless shafts and hard grade outer tubes. The outer tube diameter is 9.5mm. The Shaft is counter bored at the propeller end and fitted with a hardened threaded stud for fitting the propeller. The bearings are oil / water lubricated Glacier material and are extremely hard wearing.

# S.H.G. MODEL SUPPLIES

## HI – SPEC HEAVY DUTY SHAFT & TUBE ASSEMBLIES

8MM Dia Shaft Assemblies. Tube Dia. 11.5mm				
HSST480	8MM	STAINLESS S&T ASSY.	8" X M5	£13.00
HSST481	8MM	STAINLESS S&T ASSY.	10" X M5	£14.00
HSST482	8MM	STAINLESS S&T ASSY.	12" X M5	£15.00
HSST483	8MM	STAINLESS S&T ASSY.	14" X M5	£16.00
HSST484	8MM	STAINLESS S&T ASSY.	16" X M5	£17.00
HSST485	8MM	STAINLESS S&T ASSY.	18" X M5	£18.00
HSST486	8MM	STAINLESS S&T ASSY.	20" X M5	£19.00
HSST487	8MM	STAINLESS S&T ASSY.	22" X M5	£20.00
HSST488	8MM	STAINLESS S&T ASSY.	24" X M5	£21.00
HSST489	(PK2)	8MM Replacement Bearing		£ 4.50
HSST470		Replacement prop stud & nuts M5		£ 1.50
HSST120/M5		(pk10) Shaft nuts M5		.75

Suitable for operation at up to 22,000 rpm with suitably balanced propellers, produced especially for larger models this is an excellent range of high precision shaft and tube assemblies with grade 303 stainless shafts and hard grade outer tubes. The outer tube diameter is 11.5mm. The Shaft is counter bored at the propeller end and fitted with a hardened threaded stud for fitting the propeller. The bearings are oil / water lubricated Glacier material and are extremely hard wearing.



SHG. Pinfold Lane, Wheaton Aston ,  
STAFFORD. ST19 9PD

Telephone 01785 840308

Email [info@shgmodels.com](mailto:info@shgmodels.com)

01/08

# S.H.G. MODEL SUPPLIES

## Price List

### Glass Filled Nylon Marine Propellers

A range of Glass Filled Nylon Marine propellers precision manufactured for use on Electric Motors or I.C Engines, suitable for scale or racing models.

To suit M4 and M5 Shafts

Part No	Diameter	Propeller Type	Shaft Thread	Rotation	Price Each £	Price 10 £
SHG S35	35mm	2 Blade S	M4 / M5	L/H	1.00	8.00
SHG S40	40mm	2 Blade S	M4 / M5	L/H	1.00	8.00
SHG S45	45mm	2 Blade S	M4 / M5	L/H	1.00	9.00
SHG S50	50mm	2 Blade S	M4 / M5	L/H	1.00	9.00
SHG S55	55mm	2 Blade S	M4 / M5	L/H	1.25	11.00
SHG S62	62mm	2 Blade S	M4 / M5	L/H	1.25	11.00
SHG X35	35mm	2 Blade X	M4 / M5	L/H	1.00	8.00
SHG X40	40MM	2 Blade X	M4 / M5	L/H	1.00	8.00
SHG X45	45MM	2 Blade X	M4 / M5	L/H	1.00	9.00
SHG X50	50MM	2 Blade X	M4 / M5	L/H	1.00	9.00
SHG X52.5	52.5MM	2 Blade X	M4 / M5	L/H	1.25	11.00
SHG X55	55MM	2 Blade X	M4 / M5	L/H	1.25	11.00

Ordering. As propellers are available with M4 or M5 Threads please order as follows.

Part No. / Thread Example: - SHG X50 / M5

This range is available only in L/H Rotation



"S" Propeller Range



"X" Propeller Range

For Smaller Racing Propellers please refer to the section containing Graupner Items

# S.H.G. MODEL SUPPLIES

## Price List

### Raboesch Brass Marine Propellers

Raboesch Brass Marine Propellers

A large range of deluxe brass propellers precision manufactured by Raboesch,  
Available in left and right hand rotation. To suit M4 and M5 Shafts  
Other bores and threads can be supplied to special order.

Part No	Diameter	Propeller Type	Shaft Thread	Rotation	Price Each £
RB 20/3	20mm / .8"	3 Blade	M4	L/H or R/H	6.95
RB 20/4	20mm / .8"	4 Blade	M4	L/H or R/H	7.50
RB 25/3	25mm / 1"	3 Blade	M4	L/H or R/H	7.25
RB 25/4	25mm / 1"	4 Blade	M4	L/H or R/H	7.75
RB 30/3	30mm / 1.2"	3 Blade	M4	L/H or R/H	7.75
RB 30/4	30mm / 1.2"	4 Blade	M4	L/H or R/H	8.95
RB 35/3	35mm / 1.4"	3 Blade	M4	L/H or R/H	7.95
RB 35/4	35mm / 1.4"	4 Blade	M4	L/H or R/H	9.50
RB 40/3	40mm / 1.6"	3 Blade	M4	L/H or R/H	8.95
RB 40/4	40mm / 1.6"	4 Blade	M4	L/H or R/H	9.95
RB 45/3	45mm / 1.75"	3 Blade	M4	L/H or R/H	9.50
RB 45/4	45mm / 1.75"	4 Blade	M4	L/H or R/H	10.25
RB 50/3	50mm / 2"	3 Blade	M4	L/H or R/H	10.00
RB 50/4	50mm / 2"	4 Blade	M4	L/H or R/H	10.50
RB 55/3	55mm / 2.2"	3 Blade	M4	L/H or R/H	10.25
RB 55/4	55mm / 2.2"	4 Blade	M4	L/H or R/H	10.95
RB 60/3	60mm / 2.4"	3 Blade	M4	L/H or R/H	10.95
RB 60/4	60mm / 2.4"	4 Blade	M4	L/H or R/H	11.95
RB 65/3	65mm / 2.6"	3 Blade	M4	L/H or R/H	11.95
RB 65/4	65mm / 2.6"	4 Blade	M4	L/H or R/H	12.95
RB 70/3	70mm / 2.75"	3 Blade	M5	L/H or R/H	13.25
RB 70/4	70mm / 2.75"	4 Blade	M5	L/H or R/H	14.95
RB 75/3	75mm / 3"	3 Blade	M5	L/H or R/H	15.95
RB 75/4	75mm / 3"	4 Blade	M5	L/H or R/H	17.95
RB 80/3	80mm / 3.2"	3 Blade	M5	L/H or R/H	21.95
RB 80/4	80mm / 3.2"	4 Blade	M5	L/H or R/H	25.00
RB 90/3	90mm / 3.6"	3 Blade	M5	L/H or R/H	26.00
RB 90/4	90mm / 3.6"	4 Blade	M5	L/H or R/H	27.95
RB 100/3	100mm / 3.95"	3 Blade	M5	L/H or R/H	29.95
RB 100/4	100mm / 3.95"	4 Blade	M5	L/H or R/H	32.50

Ordering. As propellers are available in L/H or R/H and with M4 or M5 Threads please order as follows. Part No./Hand/Thread Example: - RB50/4/RH/M5

All the above M4 propellers over 30mm can be supplied with M5 thread to order

20mm to 40mm Props can be supplied bushed to M2 for use on miniature shafts and models

Please note: - Due to volatile world metal costs, prices on these propellers may change at short notice

SHG. Pinfold Lane, Wheaton Aston,  
STAFFORD. ST19 9PD

Telephone 01785 840308

Email [info@shgmodels.com](mailto:info@shgmodels.com)

01/08



## S.H.G. MODEL SUPPLIES

### RABOESCH BRASS MARINE PROPELLERS

A large range of deluxe brass propellers precision manufactured by Raboesch, These Propellers are precision manufactured to a very high standard, the popular "A" range of propellers are the standard Petal shape blades which work extremely efficiently on most scale models, the propellers are available in three and four bladed versions from stock, two bladed and five blade versions are available to special order.



#### **New Raboesch Brass Marine Propellers**


Raboesch have announced a range of new scale propellers for special application models: -  
Type "B" Propellers for Submarines, Scimitar type blades available in 4, 6 and 7 blade versions  
Type "C" Propellers for Hi-speed modern ships, Skewed type blades available in 4 blade versions  
Type "D" Propellers for modern ships, Large blade area type available in 3 and 4 blade versions  
These new propellers are only available to special order at present, if you require further information on these or any other types of Propellers please ask.

# S.H.G. MODEL SUPPLIES

## RUDDER ASSEMBLIES

### S.H.G MICRO RUDDER KITS

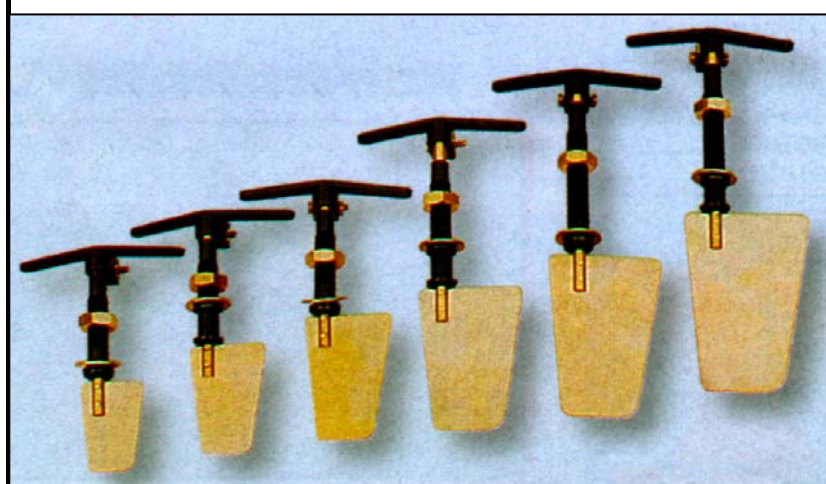
Cat No.	Description	Height	Width	Price
SHG R1	Barn Door Style Rudder	50	31	£2.50
SHG R2	Conventional Rudder Shape	37	26	£2.50
SHG L1	Lightweight Linkage pack	-	-	£1.50
A-PLAS1	Plasweld solvent weld, 50ml bottle	-	-	£2.00



Two Micro rudder kits ideal for models up to 50CM (20")  
 Manufactured from Vacuum Formed plastic the kits contain a Stainless Steel Shaft, Rudder Tube with Support and Tiller arm  
 Easily assembled the kits can be readily modified to give a range of different sizes to suit most small and miniature models  
 Use Plasweld Solvent Weld adhesive to assemble

### S.H.G STANDARD RANGE BRASS RUDDER ASSEMBLIES

Cat No.	Description	Overall	Height	Width	Price
SHG.BR1	Micro Rudder Assembly	84	33	22	£3.25
SHG.BR2	Mini Rudder Assembly	92	40	27	£3.25
SHG.BR3	Small Rudder Assembly	97	46	31	£3.50
SHG.BR4	Medium Rudder Assembly	107	53	36	£3.75
SHG.BR5	Large Rudder Assembly	135	60	40	£4.00
SHG.BR6	Extra Large Rudder Assembly	142	68	44	£4.25



A range of sturdy Brass Rudder Assemblies, manufactured from high quality Brass, the rudder blades are pinned into the rudder shaft to make a strong assembly.  
 The rudder tube is a moulded polymer unit avoiding the problem of rudders seizing into a brass tube, the unit is supplied with a fixing nut and sealing washers.  
 A double Tiller Arm finished the unit  
 Shaft Dia is 4.7mm (3/16")

A range of Linkages Rods Cranks and various fittings is available to connect between Rudder and Servo  
 If you require further information please ask.

# SHG MODEL SUPPLIES

## PLASTIC SHIP FITTINGS

A Broad range of useful Ship fittings including SHG & Lesro fittings

Part No.	Component	Length	Width	Height	Dia	Price Ea
7605/P22	Bollard Small	18	6.5	6.5	-	.40
7606/P21	Bollard Medium	22.5	8	8	-	.50
7607	Bollard Large	33.5	12	12	-	.75
7601P37	Crossed Bollard	22.5	6	13.5	-	.60
7602	Single Bollard Small	6.5	6.5	6.5	-	.30
7603/P16	Single Bollard Medium	8	8	8	-	.40
7603	Single Bollard Large	12	12	12	-	.50
7615/P30	Fairlead Small	18	5	4.5	-	.40
7616/P24	Fairlead Medium	22.5	6	5.5	-	.50
7620	Portholes Small 5mm Lens	-	-	-	7.5	.20
7621/P2	Portholes Small 7.5mm Lens	-	-	-	12	.25
7622	Portholes Large 10mm Lens	-	-	-	15	.25
7623/P1	Portholes Large 12mm Lens	-	-	-	19	.30
7630/P33	Navigation Light Port & St'bd Pr	-	-	22	8	1.00
7631/P34	Mast Light	-	-	23	8	.50
P32	S/line Nav. Light Port / St'bd	15	9.5	6.5	-	1.00
P33	Nav. Light on Side Board	28	9.5	9.5	-	1.75
7662/P42	Stanchion Short 2 Hole	-	-	31	-	.15
7663/P36	Stanchion Long 2 Hole	-	-	39	-	.17
7715	Lifebelt Small	-	-	-	15	.20
7716/P23	Lifebelt Medium	-	-	-	20	.50
7717/P19	Lifebelt Large	-	-	-	25	.60
7670/P5	Cowl Vent Small	-	-	32	16	.75
7672/P3	Cowl Vent Large	-	-	40	18.5	.85
7676/P6	Mushroom Ventilator	-	-	20	13	.75
7687/P20	Boat Davits Per Pair	-	-	58	-	.75
7692/P25	Jack staff	-	-	63	-	.50
P38	Small Searchlight	-	-	22.5	15	1.50
P15	Medium Searchlight	-	-	34	26.5	2.00
P28	Large Searchlight	-	-	40	36	2.50
7696	Ships Wheel small	-	-	-	26.5	.85
7697	Ships Wheel large	-	-	-	35	1.00
7716/P27	Two Tone Horn	32	20	14.5	-	1.50
P31	Police Siren	27	-	-	6	.50
P8	Long Narrow Ladder	48	10	-	-	.85
P7	Short Wide Ladder	35	18	-	-	.85
P9	Lifeboat Double Ended	63	-	-	-	1.95
P11	Large Grating	32	32	-	-	.60

Due to delays in supply of Reade & Lesro Fittings there may be a delay in supplying certain items

SHG Model Supplies  
 Pinfold Lane, Wheaton Aston, Stafford. ST19 9PD  
 01785 840308 [info@shgmodels.com](mailto:info@shgmodels.com)

All dimensions given are approximate  
 An illustrated price list will shortly be available.

# S.H.G. MODEL SUPPLIES

## BILLINGS SHIP FITTINGS

Part No.	Item	Pack Price
<b>PORTHOLES</b>		
ALL BILLING PORTHOLES ARE UNGLAZED		
BF 623	Portlight Brass 5mm O/D. PK. 20	£6.50
BF 635	Portlight Brass 7mm O/D. PK. 10	£3.50
BF 065	Portlight Brass 8mm O/D. PK. 10	£3.95
BF 634	Portlight Brass 9mm O/D. PK. 10	£3.95
BF 633	Portlight Brass 11mm O/D. PK. 10	£4.25
BF 067	Portlight Plastic 4mm O/D. PK. 50	£3.95
BF 066	Portlight Plastic 6mm O/D. PK. 50	£3.75
BF 016	Portlight Plastic 10mm O/D. PK. 25	£3.00
<b>LIFE RINGS</b>		
BF 009	Life Ring Plastic 17mm PK. 10	£2.50
BF 024	Life Ring Plastic 25mm PK. 5	£2.25
BF 340	Life Ring Plastic 37mm PK. 5	£3.50
<b>BLOCKS</b>		
BF222	Block Single Plastic 7mm PK 50	£4.50
BF223	Block Double Plastic 7mm PK 50	£4.50
BF64/1	Block Single Plastic 5mm PK 50	£3.75
BF64/2	Block Double Plastic 5mm PK 50	£3.75
<b>ANCHORS</b>		
BF 037	Anchor Plastic 18mm x 35mm (Halls Stockless Type) PK. 2	£3.50
<b>NAVIGATION LIGHTS</b>		
Approx. Scale (1/32-1/48) Can be illuminated with 3mm GOW Bulbs		
BF 001	Set Navigation Sidelights, Brass P&S 8 x12mm. Pair.	£3.00
BF 002	Navigation Anchor Light, Brass Clear 8 x12mm On 45mm pole. Each	£3.00
BF 055	Navigation Mast / Stern Light Brass Clear 8 x12mm. Pk.2	£3.00
Approx. Scale (1/48-1/72) Can be illuminated with 3mm GOW Bulbs		
BF 121	Navigation Mast / P&S / Stern Light Brass Clear 5 x 8mm. Pk. 4	£2.95
Approx. Scale (1/72-1/96)		
BF 100	Navigation Mast / P&S / Stern Light Brass Clear 4 x 6mm. Pk. 4	£2.50
<b>STANCHIONS</b>		
Round Brass 1 Rail Type		
BF298	Stanchion Round Brass - Approx. Scale 1/72 7mm 1 hole PK. 10	2.95
BF 690	Stanchion Round Brass - Approx. Scale 1/72 8mm 1 hole PK. 10	3.25
BF 342	Stanchion Round Brass - Approx. Scale 1/60 10mm 1 hole PK. 10	3.50
Round Brass 2 Rail Type		
BF 091	Stanchion Round Brass - Approx. Scale 1/60 17mm 2 hole PK. 20	5.50
BF 299	Stanchion Round Brass - Approx. Scale 1/40 23mm 2 hole PK. 10	4.50
BF 371	Stanchion Round Brass - Approx. Scale 1/32 30mm 2 hole PK. 5	2.95
BF 387	Stanchion Round Brass - Approx. Scale 1/24 38mm 2 hole PK. 5	3.95
Round Brass 3 Rail Type		
BF 069	Stanchion Round Brass - Approx. Scale 1/60 15mm 3 hole PK. 20	5.95
BF 030	Stanchion Round Brass - Approx. Scale 1/48 20mm 3 hole PK. 20	5.95
Flat Brass 2 & 3 Rail Type		
BF 627	Stanchion Flat Brass - Approx. Scale 1/32 28mm 2 hole PK. 10	3.15
BF 628	Stanchion Flat Brass - Approx. Scale 1/40 23mm 2 hole PK. 10	3.15
BF 145	Stanchion Flat Brass - Approx. Scale 1/65 14mm 3 hole PK. 20	3.26
Wooden Handrail Support		
BF 224	Pillar Round Brass - Approx. Scale 1/72 12mm PK. 20	5.50

PLEASE NOTE, THERE IS AT PRESENT A DELAY OF SUPPLY ON SOME BILLING FITTINGS DUE TO THEM RECENTLY MOVING FACTORY

# S.H.G. MODEL SUPPLIES

## S.H.G SCALE SHIP & BOAT FENDER TYRES

SHG. Part No.	Component	Price Each	Price per 12
SHG 7520	Fender Tyre 12.5mm	10 p	£1.00
SHG 7521	Fender Tyre 20mm	20 p	£2.00
SHG 7522	Fender Tyre 25mm	30 p	£3.00
SHG 7523	Fender Tyre 35mm	40 p	£4.00
SHG 7524	Fender Tyre 50mm	50 p	£5.00

The above Tyres are moulded in Polyethylene, which gives a realistic rubber look.

### S.H.G SCALE SHIP & BOAT FENDER TYRES (Moulded in Thermoplastic Rubber)

SHG. Part No.	Component	Price Each	Price per 12
SHG 7520R	Rubber Fender Tyre 12.5mm	20 p	£2.00
SHG 7521R	Rubber Fender Tyre 20mm	40 p	£4.00
SHG 7522R	Rubber Fender Tyre 25mm	55 p	£5.50
SHG 7523R	Rubber Fender Tyre 35mm	75 p	£7.50
SHG 7524R	Rubber Fender Tyre 50mm	£1.00	£10.00

A new range duplicating the Polyethylene range, Moulded in Rubber, the tyres are intended for working tugboats in towing competitions to give actual fender cushioning and grip.

The Rubber tyres can also be used for Vehicles



# S.H.G. MODEL SUPPLIES

## S.H.G SCALE SHIP & BOAT FENDER TYRES

A range of decorative Fender Tyres  
For use on all types of marine models  
Sizes cover most scales for either Truck Van or Car type tyres.

### QUICK REFERENCE SCALE CHART

<b>12.5mm Dia</b>	<b>Car @ 1/48 scale</b>	<b>Van @ 1/72 Scale</b>	<b>Truck @ 1/96 Scale</b>
<b>20mm Dia</b>	<b>Car @ 1/32 Scale</b>	<b>Van @ 1/48 Scale</b>	<b>Truck @ 1/65 Scale</b>
<b>25mm Dia</b>	<b>Car @ 1/24 scale</b>	<b>Van @ 1/32 Scale</b>	<b>Truck @ 1/48 Scale</b>
<b>35mm Dia</b>	<b>Car @ 1/16 Scale</b>	<b>Van @ 1/24 Scale</b>	<b>Truck @ 1/32 Scale</b>
<b>50mm Dia</b>	<b>Car @ 1/12 scale</b>	<b>Van @ 1/16 Scale</b>	<b>Truck @ 1/24 Scale</b>

**As full size vehicle tyres come in many sizes there is some latitude in the above scale conversions.**

**The Thermoplastic Rubber Tyres are quite flexible and can be cut to produce wrap-around fenders for bow and quarters.**

# S.H.G. MODEL SUPPLIES


## PLATED STEEL CHAIN

Fine Steel Chain Copper Plated

CAT NO.	CHAIN SIZE	PRICE PER METER
CH15	15 Links per Inch	£1.95
CH12	12 Links per Inch	£1.95
CH09	9 Links per Inch	£2.50
CH07	7 Links per Inch	£2.50
CH055	5.5 Links per Inch	£2.95

An excellent range of fine chain strong and suitable for most model applications for either display or operating models can be used for marine models for anchor chains or on smaller engineering models such as traction engines for steering chains

Copper plated, the chain can be dipped or re plated or even weathered to give authentic rusting.



S.H.G. Pinfold Lane, Wheaton Aston,  
STAFFORD. ST19 9PD  
Telephone 01785 840308

Email [info@shgmodels.com](mailto:info@shgmodels.com)

01/08

# S.H.G. MODEL SUPPLIES

## ADHESIVES AND FILLERS

Cat No.	Description	Price each
A-PLAS1	Plasweld special solvent weld, 50ml bottle <i>Will bond Styrene, ABS, Butyrate, Acrylic and other types, easily applied using a brush bonds in seconds. <u>The Ultimate Plastic Building Tool</u></i>	£2.00
A-LIQU2	Liquid Poly Solvent adhesive 28ml bottle <i>With brush applicator.</i>	£1.50
A-POLY3	Precision Poly cement 30g with needle applicator	£2.25
A-POLY4	Polystyrene Cement 17g tube	£1.50
A-PLAS7	Plastic filler. Special filler for plastic	£2.50
A-MILL8	Milliput plastic Filler / Putty. Yellow/Grey	£2.25
A-MILL9	Milliput plastic Filler / Putty. Superfine White	£4.50
A-CYAN11	Cyanoacrylate Thin 20gram bottle	£2.00
A-CYAN12	Cyanoacrylate Medium 20gram bottle	£2.00
A-CYAN13	Cyanoacrylate Thick 20gram bottle	£2.00
A-ACT114	Activator for Cyanoacrylate adhesive 50ml Pump Spray	£4.25
A-ARAL16S	Araldite standard Epoxy 24 hour. Twin tubes 30ml	£2.95
A-ARAL16R	Araldite rapid Epoxy 10 min. Twin tubes 30ml	£3.75
A-VITABR	Vitabond Rapid 5 min Epoxy ( <i>Double syringe dispenser</i> ) 25ml	£2.50
A-VITABS	Vitabond Standard 30 min Epoxy ( <i>Double syringe dispenser</i> ) 25ml	£2.50
A-EPOX05	N.H.P. Rapid Epoxy 5min 8oz.bottle	£8.95
A-EPOX30	N.H.P. Slow Epoxy 30min 8oz.bottle	£8.95
A-EPOX180	N.H.P. X. Slow Epoxy 180min 8oz.bottle	£8.95
A-DEVC19	Devcon 5 min Epoxy 28g tube	£3.25
A-DEVC20	Devcon 30 min Epoxy 28g tube	£3.25
A-DEVC21	Devcon plastic welder 28g ( <i>Double syringe dispenser</i> ) <i>Devcon plastic welder is ideal for bonding most types of Dissimilar materials, It is one of the few adhesives That will bond plastic and wood to materials like glass fibre and ABS</i>	£4.50
A-CANOPY S	Weldbond Universal (Canopy Glue)	£2.95
A-CANOPY L	Weldbond Universal (Canopy Glue) <i>Universal adhesive, works well on most materials. Dries clear and semi flexible works well on canopies and windscreens</i>	£4.95
A-UHUA20	UHU all purpose adhesive 20ml tube	£2.00
A-UHUA35	UHU all purpose adhesive 35ml tube <i>Strong crystal clear adhesive, suits Wood, Fabric, Glass, Metal etc.</i>	£2.50
A-SILI23	Silicone sealer clear sealant 50ml tube <i>Strong crystal clear flexible sealant, suits Wood, Glass, Metal, Rubber, Plastics etc.</i>	£2.00
A-PVA1	Westbury PVA Adhesive 190ml Bottle	£2.50
A-PVA2	Westbury PVA Adhesive 490ml Bottle <i>Ideal General Purpose, Craft and Woodworking adhesive</i>	£4.50
A-ALI 501	Titebond Aliphatic (Yellow) Wood Glue 4oz Bottle	£2.75
A-ALI 504	Titebond Aliphatic (Yellow) Wood Glue 8oz Bottle <i>Titebond Aliphatic wood glue The "Original" yellow wood glue Norm Abram's right hand when it comes to biscuit joints</i>	£3.75
A-POLY517	Polyurethane Waterproof Glue 4oz Bottle	£7.95
A-POLY515	Polyurethane Waterproof Glue 8oz Bottle <i>A new concept Adhesive using the expanding principles of Polyurethane Foam to produce a strong Gap Filling adhesive that will bond materials from metal to ceramics</i>	£9.95
P-ENT 28	Humbrol Enamel Thinners 28ml bottle	£1.50



# PLASTICARD

## SHEET STYRENE MATERIAL

### STANDARD SHEET 13" X 9"

.010"	.25mm	.50p each
.015"	.37mm	.60p each
.020"	.50 mm	.70p each
.030"	.75mm	.90p each
.040"	1.0mm	£1.00p each
.060"	1.5mm	£1.30 each
.080"	2.0mm	£1.80 each
.110"	2.75mm	£2.50 each
Sheet Size 330 X 228 mm approx		

### LARGE SHEET 26" X 9"

.010"	.25mm	£1.00p each
.015"	.37mm	£1.20p each
.020"	.50 mm	£1.40p each
.030"	.75mm	£1.80p each
.040"	1.0mm	£2.00p each
.060"	1.5mm	£2.60p each
.080	2.0mm	£3.60p each
.110"	2.75mm	£5.00p each
Sheet Size 660 X 228 mm approx		

### SUITABLE ADHESIVES & FILLERS

A-PLAS1	Plasweld special solvent weld, 50ml bottle	£2.00
A-LIQU2	Liquid Poly Solvent adhesive 28ml bottle	£1.50
A-POLY3	Precision Poly cement 30g with needle applicator	£2.25
A-POLY4	Polystyrene Cement 17g tube	£1.50
A-PLAS7	Plastic filler. Special filler for plastic	£2.50
A-MILL8	Milliput plastic Filler / Putty. Yellow/Grey	£2.25
A-MILL9	Milliput plastic Filler / Putty. Superfine White	£4.50
For more information see Adhesives Page		

# PLASTICARD

## SHEET STYRENE MATERIAL

### HALF SHEET 26" X 26"

.020"	.50 mm	£2.75 each
.030"	.75mm	£3.00 each
.040"	1.0mm	£3.75 each
.060"	1.5mm	£5.00 each
.080"	2.0mm	£6.75 each
.110"	2.75mm	£10.00 each
Half Sheet 660 X 660 mm approx		

### FULL SHEET 54" X 26"

.020"	.50 mm	£5.00 each
.030"	.75mm	£5.75 each
.040"	1.0mm	£ 6.50 each
.060"	1.5mm	£ 8.00 each
.080"	2.0mm	£12.00 each
.110"	2.75mm	£17.50 each
Full Sheet 1372 X 660 mm approx		

## PLASTICARD - SHEET MATERIAL

### STYRENE PLASTIC SHEET MATERIAL FOR SMALL & LARGE MODELLING APPLICATIONS

One of the most useful of modern model making materials it can do most things that thin plywood can do and much more.

Cutting easily with a knife on thinner sheets the material can be bent and shaped and also moulded with heat.

The material can be sanded and filled in much the same way as plywood. Plastic Fillers work well and so does Car Body Filler. The material does not swell with moisture and so no problem with the joints showing when the model gets wet.

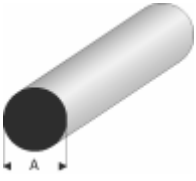
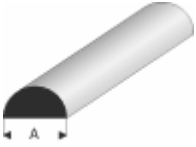

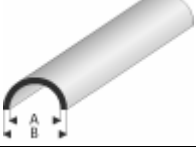

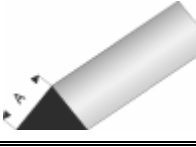
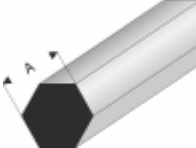
Painting is easy, filling and finishing should start with a primer coat which will show up any imperfections in joints and scratches then after rubbing down, move to finishing coats.

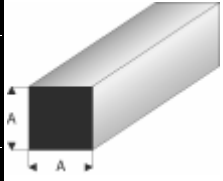

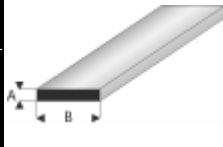
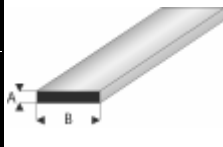
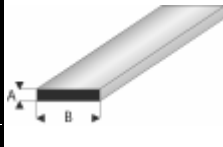
Most paints take well to the material, Oil based Model Enamels work well Acrylics both Automotive and Model are fantastic and even with care Cellulose when sprayed in thin dry coats

**Working in Styrene is Easy Quick and Rewarding**

# SHG Model Supplies

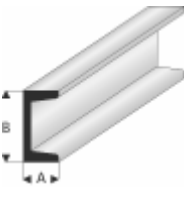
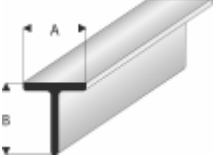
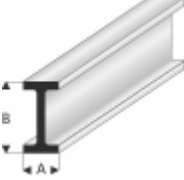
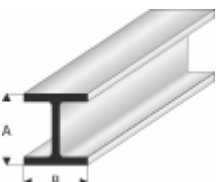
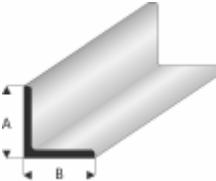
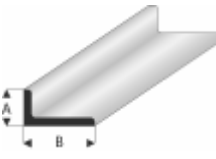
# RB Plastic Profiles 12"

Part Nr.	PR	Inch		MM		Drawing	
		A	B	A	B		
400-52/3	<b>BK</b>	<b>0.040</b>		1,0			
400-53/3	<b>BK</b>	<b>0.060</b>		1,5			
400-54/3	<b>BK</b>	<b>0.080</b>		2,0			
400-55/3	<b>RD</b>	<b>0.100</b>		2,5			
400-56/3	<b>RD</b>	<b>0.118</b>		3,0			
400-57/3	<b>GR</b>	<b>0.138</b>		3,5			
400-58/3	<b>GR</b>	<b>0.156</b>		4,0			
400-59/3	<b>YL</b>	<b>0.177</b>		4,5	<b>Round Rod</b>		
401-54/3	<b>RD</b>	<b>0.080</b>		2,0			
401-55/3	<b>RD</b>	<b>0.100</b>		2,5			
401-56/3	<b>RD</b>	<b>0.118</b>		3,0			
401-57/3	<b>BL</b>	<b>0.138</b>		3,5			
401-58/3	<b>BL</b>	<b>0.156</b>		4,0			
401-59/3	<b>GR</b>	<b>0.177</b>		4,5	<b>Half Round Rod</b>		
402-53/3	<b>RD</b>	<b>0.060</b>		1,5			
402-54/3	<b>RD</b>	<b>0.080</b>		2,0			
402-55/3	<b>BU</b>	<b>0.100</b>		2,5			
402-56/3	<b>BL</b>	<b>0.118</b>		3,0			
402-57/3	<b>GR</b>	<b>0.138</b>		3,5			
402-58/3	<b>YL</b>	<b>0.156</b>		4,0	<b>Quarter Round Rod</b>		
403-52/3	<b>RD</b>	<b>0.060</b>	<b>0.118</b>	1,5	3,0		
403-53/3	<b>BL</b>	<b>0.100</b>	<b>0.156</b>	2,5	4,0		
403-54/3	<b>GR</b>	<b>0.138</b>	<b>0.197</b>	3,5	5,0		
403-55/3	<b>GR</b>	<b>0.177</b>	<b>0.236</b>	4,5	6,0		
403-56/3	<b>YL</b>	<b>0.197</b>	<b>0.275</b>	5,0	7,0		<b>Half Round hollow</b>
404-51/3	<b>RD</b>	<b>0.040</b>		1,0			
404-52/3	<b>RD</b>	<b>0.080</b>		2,0			
404-53/3	<b>RD</b>	<b>0.118</b>		3,0			
404-54/3	<b>BU</b>	<b>0.156</b>		4,0			
404-55/3	<b>GR</b>	<b>0.197</b>		5,0	<b>Triangle 60 degr.</b>		
405-51/3	<b>RD</b>	<b>0.040</b>		1,0			
405-52/3	<b>RD</b>	<b>0.080</b>		2,0			
405-53/3	<b>RD</b>	<b>0.118</b>		3,0			
405-54/3	<b>GR</b>	<b>0.156</b>		4,0			
405-55/3	<b>GR</b>	<b>0.197</b>		5,0	<b>Triangle 90 degr.</b>		
406-51/3	<b>RD</b>	<b>0.080</b>		2,0			
406-52/3	<b>GR</b>	<b>0.118</b>		3,0			
406-53/3	<b>YL</b>	<b>0.156</b>		4,0			
					<b>Hexagonal</b>		

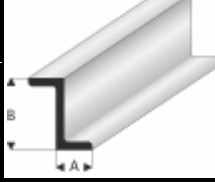
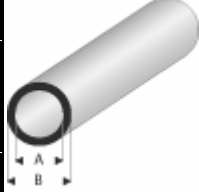

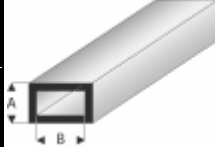
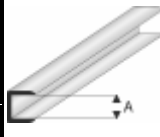
Part Nr.	PR	Inch		MM		Drawing	
		A	B	A	B		
407-51/3	<b>RD</b>	<b>0.040</b>		1,0			
407-52/3	<b>RD</b>	<b>0.060</b>		1,5			
407-53/3	<b>RD</b>	<b>0.080</b>		2,0			
407-54/3	<b>RD</b>	<b>0.100</b>		2,5			
407-55/3	<b>BL</b>	<b>0.118</b>		3,0			
407-56/3	<b>BL</b>	<b>0.138</b>		3,5			
407-57/3	<b>YL</b>	<b>0.156</b>		4,0			
407-58/3	<b>OR</b>	<b>0.177</b>		4,5	<b>Square</b>		
408-53/3	<b>BK</b>	0.020	<b>0.080</b>	0,5	2,0		
408-54/3	<b>BK</b>		<b>0.100</b>		2,5		
408-55/3	<b>BK</b>		<b>0.118</b>		3,0		
408-56/3	<b>BK</b>		<b>0.138</b>		3,5		
408-57/3	<b>BK</b>		<b>0.156</b>		4,0		
					<b>Strip</b>		
409-51/3	<b>RD</b>	0.040	<b>0.060</b>	1,0	1,5		
409-52/3	<b>RD</b>		<b>0.080</b>		2,0		
409-53/3	<b>RD</b>		<b>0.100</b>		2,5		
409-54/3	<b>RD</b>		<b>0.118</b>		3,0		
409-55/3	<b>RD</b>		<b>0.138</b>		3,5		
409-56/3	<b>RD</b>		<b>0.156</b>		4,0		
409-57/3	<b>RD</b>		<b>0.177</b>		4,5		
409-58/3	<b>RD</b>		<b>0.197</b>		5,0		
					<b>Strip</b>		
410-51/3	<b>RD</b>	0.060	<b>0.080</b>	1,5	2,0		
410-52/3	<b>RD</b>		<b>0.100</b>		2,5		
410-54/3	<b>RD</b>		<b>0.118</b>		3,0		
410-55/3	<b>RD</b>		<b>0.138</b>		3,5		
410-56/3	<b>BL</b>		<b>0.156</b>		4,0		
410-57/3	<b>BL</b>		<b>0.177</b>		4,5		
410-58/3	<b>GR</b>		<b>0.197</b>		5,0		
410-59/3	<b>GR</b>		<b>0.236</b>		6,0		
410-60/3	<b>GR</b>		<b>0.275</b>		7,0		
410-61/3	<b>GR</b>		<b>0.312</b>		8,0		
					<b>Strip</b>		
411-51/3	<b>RD</b>	0.080	<b>0.100</b>	2,0	2,5		
411-52/3	<b>RD</b>		<b>0.118</b>		3,0		
411-53/3	<b>BL</b>		<b>0.138</b>		3,5		
411-54/3	<b>BL</b>		<b>0.156</b>		4,0		
411-55/3	<b>BL</b>		<b>0.177</b>		4,5		
411-56/3	<b>GR</b>		<b>0.197</b>		5,0		
411-57/3	<b>GR</b>		<b>0.236</b>		6,0		
411-58/3	<b>YL</b>		<b>0.275</b>		7,0		
411-59/3	<b>YL</b>		<b>0.312</b>		8,0		
411-60/3	<b>BL</b>		<b>0.354</b>		9,0		
411-61/3	<b>RD</b>		<b>0.394</b>		10		
					<b>Strip</b>		

# SHG Model Supplies

# RB Plastic Profiles 12''

Part Nr.	PR	Inch		MM		Drawing
		A	B	A	B	
412-51/3	RD	0.030	0.060	0,7	1,5	
412-52/3	RD	0.040	0.080	1,0	2,0	
412-53/3	RD	0.050	0.100	1,2	2,5	
412-54/3	GR	0.060	0.120	1,5	3,0	
412-55/3	GR	0.080	0.156	2,0	4,0	
412-56/3	GR	0.100	0.197	2,5	5,0	
412-57/3	YL	0.118	0.236	3,0	6,0	Channel
413-51/3	BL	0.060	0.060	1,5	1,5	
413-52/3	BL	0.080	0.080	2,0	2,0	
413-53/3	BL	0.100	0.100	2,5	2,5	
413-54/3	GR	0.118	0.118	3,0	3,0	
413-55/3	GR	0.138	0.138	3,5	3,5	
413-56/3	GR	0.156	0.156	4,0	4,0	
413-57/3	RD	0.197	0.197	5,0	5,0	
413-58/3	RD	0.236	0.236	6,0	6,0	
414-51/3	BL	0.060	0.118	1,5	3,0	
414-52/3	BL	0.080	0.156	2,0	4,0	
414-53/3	GR	0.100	0.197	2,5	5,0	
414-54/3	GR	0.118	0.236	3,0	6,0	
415-51/3	GR	0.060	0.060	1,5	1,5	
415-52/3	GR	0.080	0.080	2,0	2,0	
415-53/3	YL	0.100	0.100	2,5	2,5	
415-54/3	YL	0.118	0.118	3,0	3,0	
415-55/3	YL	0.138	0.138	3,5	3,5	
415-56/3	YL	0.156	0.156	4,0	4,0	
415-57/3	BL	0.177	0.177	4,5	4,5	H-Column
416-51/3	BL	0.060	0.060	1,5	1,5	
416-52/3	BL	0.080	0.080	2,0	2,0	
416-53/3	BL	0.100	0.100	2,5	2,5	
416-54/3	GR	0.118	0.118	3,0	3,0	
416-55/3	GR	0.138	0.138	3,5	3,5	
416-56/3	GR	0.156	0.156	4,0	4,0	
416-57/3	GR	0.177	0.177	4,5	4,5	
416-58/3	GR	0.197	0.197	5,0	5,0	
416-59/3	YL	0.236	0.236	6,0	6,0	
417-51/3	GR	0.060	0.118	1,5	3,0	
417-52/3	GR	0.080	0.156	2,0	4,0	
417-53/3	GR	0.100	0.197	2,5	5,0	
417-54/3	GR	0.118	0.236	3,0	6,0	
417-55/3	GR	0.138	0.275	3,5	7,0	
417-56/3	YL	0.156	0.312	4,0	8,0	

SHG Model Supplies, Pinfold Lane  
Wheaton Aston. Stafford. ST19 9PD  
01785 840308 info@shgmodels.com

Part Nr.	PR	Inch		MM		Drawing
		A	B	A	B	
418-51/3	GR	0.080	0.118	2,0	3,0	
418-52/3	GR	0.100	0.197	2,5	5,0	
418-53/3	BL	0.118	0.177	3,0	4,5	
418-54/3	BL	0.138	0.275	3,5	7,0	
418-55/3	BL	0.156	0.312	4,0	8,0	
419-51/3	RD	0.040	0.080	1,0	2,0	
419-52/3	RD	0.040	0.118	1,0	3,0	
419-53/3	RD	0.080	0.118	2,0	3,0	
419-54/3	BL	0.080	0.156	2,0	4,0	
419-55/3	BL	0.118	0.312	3,0	4,0	
419-56/3	GR	0.118	0.197	3,0	5,0	
419-57/3	GR	0.156	0.197	4,0	5,0	
419-58/3	GR	0.156	0.236	4,0	6,0	
419-59/3	GR	0.197	0.236	5,0	6,0	
419-60/3	YL	0.197	0.275	5,0	7,0	
420-51/3	BL	0.080	0.118	2,0	3,0	
420-52/3	BL	0.080	0.156	2,0	4,0	
420-53/3	GR	0.118	0.156	3,0	4,0	
420-54/3	GR	0.118	0.197	3,0	5,0	
420-55/3	YL	0.156	0.236	4,0	6,0	
420-56/3	OR	0.197	0.275	5,0	7,0	
421-51/3	GR	0.080	0.156	2,0	4,0	
421-52/3	GR	0.118	0.236	3,0	6,0	
421-53/3	YL	0.156	0.312	4,0	8,0	
446-51/3	BL	0.040		1,0		
446-52/3	BL	0.060		1,5		
446-53/3	GR	0.080		2,0		

## Price List RB Profiles 12''

### PR Column
















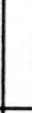




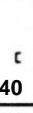
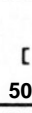







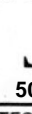






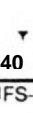




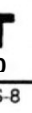



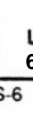






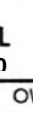

































Contains colour code for pricing

**Black BK** .50p Length  
**Red RD** .55p Length  
**Blue BL** .60p Length  
**Green GR** .65p Length  
**Yellow YL** .70p Length  
**Orange OR** .90p Length

# SHG MODEL SUPPLIES

## PLASTRUCT FINELINE PLASTIC STRUCTURAL MATERIALS

A RANGE OF STRUCTURAL SECTIONS SUITABLE FOR CONSTRUCTING MANY SCALE ITEMS FOR DETAILING MODEL PROJECTS

<b>"I" BEAMS</b>	BFS-2  40	BFS-3  50	BFS-4  60	BFS-5  70	BFS-6  80	BFS-8  90	BFS-10  1.00	BFS-12  1.10	BFS-14  1.15	BFS-16  1.20	BFS-18  1.25	BFS-20  1.30				
<b>"H" COLUMNS</b>	HFS-2  40	HFS-3  50	HFS-4  60	HFS-5  70	HFS-6  80	HFS-8  90	HFS-10  1.00	HFS-12  1.20	<b>SHEET THICKNESSES</b>							
<b>CHANNELS</b>	CFS-2  40	CFS-3  50	CFS-4  60	CFS-5  70	CFS-6  80	CFS-8  90	CFS-10  1.10	 1.20	.25	.50	.75	1.00	1.50	2.00	2.50	3.20
<b>ANGLES</b>	AFS-1  40	AFS-2  50	AFS-3  60	AFS-4  70	AFS-6  80	AFS-8  90	AFS-10  1.00	AFS-12  1.20								
<b>TEES</b>	TFS-1  40	TFS-2  50	TFS-3  60	TFS-4  70	TFS-6  80	TFS-8  90	 1.20									
<b>DEEP CHANNELS</b>	UFS-2  40	UFS-3  50	UFS-4  60	UFS-6  70	UFS-8  90	<b>ZEES</b>		ZFS-2  40	ZFS-3  50	ZFS-4  60	ZFS-6  70	ZFS-8  90				
<b>OPEN WEB TRUSS</b>	OWTS-4  1.20	OWTS-6  1.40	OWTS-8  1.50	OWTS-12  1.60	OWTS-16  1.70	OWTS-20  1.80	OWTS-24  2.00	OWTS-32  2.20								
<b>SQUARE TUBING</b>	STFS-4  60	STFS-6  70	STFS-8  80	STFS-10  90	STFS-12  1.00	<b>RECT. TUBING</b>		RTFS-8  80	RTFS-10  90	RTFS-12  1.00						
<b>ROUND TUBING</b>	TB-1  30	TB-2  35	TBFS-3  40	TBFS-4  50	TBFS-6  60	TBFS-8  75	TBFS-10  1.00	TBFS-12  1.20								
<b>ROD &amp; STRIP</b>	MS-20  30	MS-30  35	MS-40  40	MS-60  50	MS-80  55	MS-100  60	MS-125  65	STS-2  1.00	STS-3  1.00							

### PLASTRUCT FINELINE

Fineline materials are produced from High Impact Styrene Polymer material, the material can be shaped, bent etc. by using heat to around 100 deg C ( Boiling Water) to soften the material

Normal Plastic adhesives are best for gluing this material to itself or to other styrene products. Plasweld, & Liquid Poly are the best, normal Plastic Cement in a tube will work but is not so easy to apply neatly. Cyano (Superglue) can be used for bonding to wood or metal surfaces.

# SHG MODEL SUPPLIES

## PLASTRUCT FINELINE PLASTIC STRUCTURAL MATERIALS

A RANGE OF STRUCTURAL SECTIONS SUITABLE FOR CONSTRUCTING MANY SCALE ITEMS FOR DETAILING MODEL PROJECTS

Fineline materials are produced from High Impact Styrene Polymer material the material can be shaped, bent etc. by using heat to around 100 deg C ( Boiling Water) to soften the material

Normal Plastic adhesives are best for gluing this material to itself or to other styrene products Plasweld, & Liquid Poly are the best, normal Plastic Cement in a tube will work but is not so easy to apply neatly. Cyano (Superglue) can be used for bonding to wood or metal surfaces.

### ANGLES



CODE	ACTUAL SIZE (mm)			LENGTH
	H	W	T	
AFS-1	1.20	1.20	.40	250
AFS-2	1.60	1.60	.50	250
AFS-3	2.40	2.40	.65	375
AFS-4	3.20	3.20	.75	375
AFS-6	4.80	4.80	.75	610
AFS-8	6.40	6.40	.90	610
AFS-10	7.90	7.90	1.00	610
AFS-12	9.50	9.50	1.20	610

Price Each  
.40  
.50  
.60  
.70  
.80  
.90  
1.00  
1.20

### H COLUMNS



CODE	ACTUAL SIZE (mm)			LENGTH
	H	W	T	
HFS-2	1.60	1.60	.65	250
HFS-3	2.40	2.40	.75	375
HFS-4	3.20	3.20	.90	375
HFS-5	4.00	4.00	.75	375
HFS-6	4.80	4.80	.85	610
HFS-8	6.40	6.40	.90	375
HFS-10	7.90	7.90	1.05	375
HFS-12	9.50	9.50	1.25	375

Price Each  
.40  
.50  
.60  
.70  
.80  
.90  
1.00  
1.20

### I BEAMS



CODE	ACTUAL SIZE (mm)			LENGTH
	H	W	T	
BFS-2	1.60	.80	.40	250
BFS-3	2.40	1.20	.50	250
BFS-4	3.20	1.60	.65	375
BFS-5	4.00	2.00	.65	375
BFS-6	4.80	2.40	.75	610
BFS-8	6.40	3.20	.80	610
BFS-10	7.90	4.00	.95	610
BFS-12	9.50	4.80	1.15	375
BFS-14	11.10	5.50	1.15	375
BFS-16	12.70	6.40	1.25	375
BFS-18	14.30	7.20	1.30	375
BFS-20	15.90	7.90	1.40	375

Price Each  
.40  
.50  
.60  
.70  
.80  
.90  
1.00  
1.10  
1.15  
1.20  
1.25  
1.30

### TEES



CODE	ACTUAL SIZE (mm)			LENGTH
	H	W	T	
TFS-1	1.20	1.20	.40	250
TFS-2	1.60	1.60	.50	250
TFS-3	2.40	2.40	.65	375
TFS-4	3.20	3.20	.75	375
TFS-6	4.80	4.80	.75	610
TFS-8	6.40	6.40	.90	610

Price Each  
.40  
.50  
.60  
.70  
.80  
.90

### DEEP CHANNELS



CODE	ACTUAL SIZE (mm)			LENGTH
	H	W	T	
UFS-2	1.60	1.10	.40	250
UFS-3	2.40	1.65	.50	250
UFS-4	3.20	2.25	.65	375
UFS-6	4.80	3.40	.75	375
UFS-8	6.40	4.60	.90	610

Price Each  
.40  
.50  
.60  
.70  
.90

### CHANNELS



CODE	ACTUAL SIZE (mm)			LENGTH
	H	W	T	
CFS-2	1.60	.90	.40	250
CFS-3	2.40	1.00	.50	250
CFS-4	3.20	1.25	.65	375
CFS-5	4.00	1.40	.65	375
CFS-6	4.80	1.60	.75	375
CFS-8	6.40	2.00	.80	610
CFS-10	7.90	2.40	.95	610

Price Each  
.40  
.50  
.60  
.70  
.80  
.90  
1.10

### ZEES



CODE	ACTUAL SIZE (mm)			LENGTH
	H	W	T	
ZFS-2	1.60	1.00	.40	250
ZFS-3	2.40	1.45	.50	250
ZFS-4	3.20	1.95	.65	375
ZFS-6	4.80	2.75	.75	375
ZFS-8	6.40	3.70	.90	610

Price Each  
.40  
.50  
.60  
.80  
.90

# SHG MODEL SUPPLIES

## PLASTRUCT FINELINE PLASTIC STRUCTURAL MATERIALS

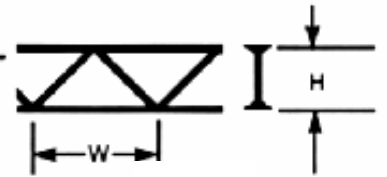
### ROUND TUBING



CODE	ACTUAL SIZE (mm)		LENGTH
	DIA	T	
TB-1	1.40	Solid	375
TB-2	1.60	Solid	375
TBFS-3	2.40	.40	375
TBFS-4	3.20	.50	375
TBFS-6	4.80	.65	375
TBFS-8	6.40	.70	375
TBFS-10	7.90	.75	375
TBFS-12	9.50	.80	375

Price  
Each  
.30  
.35  
.40  
.50  
.60  
.75  
1.00  
1.20

### OPEN WEB TRUSS - WARREN STYLE



CODE	ACTUAL SIZE (mm)		
	H	W	LENGTH
OWTS-4	3.20	4.75	150
OWTS-6	4.80	6.35	150
OWTS-8	6.40	9.50	150
OWTS-12	9.50	15.90	150
OWTS-16	12.70	21.35	300
OWTS-20	15.90	27.95	300
OWTS-24	19.00	33.65	300
OWTS-32	25.40	46.60	300

Price  
Each  
1.20  
1.40  
1.50  
1.60  
1.70  
1.80  
2.00  
2.30

### SQUARE TUBING



CODE	ACTUAL SIZE (mm)			LENGTH
	H	W	T	
STFS-4	3.20	3.20	.40	375
STFS-6	4.80	4.80	.60	375
STFS-8	6.40	6.40	.60	375
STFS-10	7.90	7.90	.60	375
STFS-12	9.50	9.50	.60	375

Price  
Each  
.60  
.70  
.80  
.90  
1.00

### HANDRAILS



CODE	SCALE	LENGTH
HRS-2	N (1:200)	92 mm
HRS-4	HO/OO (1:100)	150 mm

Price  
Each  
1.00  
1.00

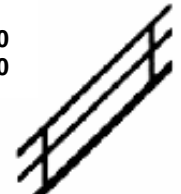
### RECTANGULAR TUBING



CODE	ACTUAL SIZE (mm)			LENGTH
	H	W	T	
RTFS-8	6.40	4.80	.60	375
RTFS-10	7.90	6.40	.60	375
RTFS-12	9.50	6.40	.60	375

Price  
Each  
.80  
.90  
1.00

### STAIR RAILS



CODE	SCALE	LENGTH
SRS-2	N (1:200)	92mm
SRS-4	HO/OO (1:100)	150mm

Price  
Each  
1.00  
1.00

### STRIPSTOCK



CODE	ACTUAL SIZE (mm)		LENGTH
	W	T	
STS-2	31.75	.50	610
STS-3	31.75	.75	610

Price  
Each  
1.00  
1.00

### LADDERS

CODE	SCALE	LENGTH
LS-2	N (1:200)	75mm
LS-4	HO/OO (1:100)	125mm

Price  
Each  
1.00  
1.00

### SQUARE MICROROD



CODE	ACTUAL SIZE (mm)		LENGTH
	H	W	
MS-20	.50	.50	250
MS-30	.75	.75	250
MS-40	1.00	1.00	250
MS-60	1.50	1.50	250
MS-80	2.00	2.00	250
MS-100	2.50	2.50	250
MS-125	3.20	3.20	250

Price  
Each  
.30  
.35  
.40  
.45  
.50  
.55  
.60

### STAIRS

CODE	SCALE	LENGTH
STAS-2	N (1:200)	75mm
STAS-4	HO/OO (1:100)	125mm

Price  
Each  
1.00  
1.00

# S.H.G. MODEL SUPPLIES

## ANTEX SOLDERING IRONS & ACCESSORIES



### Antex M 12W Type M

Compact, 12W soldering iron, Lightweight construction with stainless steel outer shaft to give heat transfer with maximum efficiency, Supplied with 0.5mm bit, PVC mains cable with fitted 13A mains plug.(12v version available)  
Operating tip temperature 370°C  
Main use, lightweight jobs, small P.C. work and any delicate wiring.



### Antex C15W Type C

Medium size 15W soldering iron, Lightweight construction with stainless steel outer shaft to give heat transfer with maximum efficiency. Supplied with 2.3 mm bit, PVC mains cable, with fitted 13A mains plug.  
Operating tip temperature: 370°C  
Main use, General light applications, Wiring, assembly of Brass wire for Handrails and White Metal components.



### Antex CS18W Type CS

18W soldering iron, Heavier double shaft construction principle. Inner ceramic shaft with outer stainless steel shaft gives near perfect insulation, Supplied with 2.3 mm bit, PVC mains cable, with fitted 13A mains plug.  
Operating tip temp: 390°C  
Main use, General applications, Wiring, assembly of Brass wire for Handrails and large White Metal components.



### Antex XS25W Type XS

25W Heavier General purpose soldering, featuring the same double shaft principle as C-18, Supplied with 3 mm bit, PVC mains cable, with fitted 13A mains plug.  
Operating tip temperature: 420°C.  
Main use, heavier applications, Wiring on larger Battery and Motor systems, assembly of heavier Brass wire for Handrails, Heavy Piano Wire and for large White Metal components.

### Antex Soldering Iron Pricelist

Antex M 12W	TypeM	240v with .5mm Bit	Price £23.95
Antex C15W	TypeC	240v with 2.3mm Bit	Price £19.95
Antex CS18W	Type CS	240v with 2.3mm Bit	Price £18.95
Antex XS25W	Type XS	240v with 3mm Bit	Price £18.95

Larger wattages are available Please ask for details

### Spare Antex Bits



Model	Dia Available	Code	Price Each
Type M	1mm - 2.3mm	AM12 / Dia	£3.95
Type C	1mm - 2.3mm - 4.7mm	AC15 / Dia	£3.95
Type CS	1mm - 2.3mm - 3mm - 4.7MM	ACS18 / Dia	£3.95
Type XS	2.3mm - 3mm - 4.7mm	AXS 25 / Dia	£3.95

Soldering Iron Stand Model ST4. Strong chromium plated steel spring with a heat resistant plastic base. Integral sponge for bit cleaning. Suitable for all Antex irons.  
**Price £6.95**




Solder  
AN238 Solder - Lead-free - 4M £2.50  
Low Melt Solder  
AN232 Solder - Lead-free with silver - 4M £2.50






# S.H.G. MODEL SUPPLIES

## SCREWS & FIXINGS

A GENERAL RANGE OF USEFUL SCREWS & FIXINGS IN MODEL SIZES  
ALL LISTED ITEMS ARE PLATED STEEL

Metric Pan Head Pozidriv Screws						
Dia - Length	6mm	10mm	12mm	20mm	25mm	
M2	X	P10M2 -10pk	X	X	X	
M2.5	P6M2.5-10pk	P10M2.5-10pk	P12M2.5-10pk	P20M2.5-10pk	X	
M3	P6M3-10pk	P10M3-10pk	P12M3-10pk	P20M3-pk5	P25M3-pk5	
M4	P6M4-10pk	X	P12M4-pk5	X	P25M4-pk5	
M5	P6M5-pk5	X	P12M5-pk5	X	P25M5-pk5	

Metric Countersunk Pozidriv Screws						
Dia - Length	6mm	10mm	12mm	20mm	25mm	
M3	CS6M3-10pk	X	CS12M3-10pk	X	CS25M3-pk5	
M4	CS6M4-10pk	X	CS12M4-pk5	X	CS25M4-pk5	
M5	CS6M5-10pk	X	CS12M5-pk5	X	CS25M5-pk5	

Metric Nuts & Washers						
Dia	Nut	Nyloc Nut	Washers			
M2	N6M2 -10pk	X	WM2 -20pk			
M3	N6M3-10pk	NY NM3-5pk	WM3 -20pk			
M4	N6M4-10pk	NY NM4-5pk	WM4 -20pk			
M5	N6M5-10pk	NY NM5-5pk	WM5 -10pk			

Pan Head Pozidriv Self Tapping Screws						
Dia - Length	6mm	10mm	12mm	20mm	25mm	
No. 2	PA2 x 6 -10pk	PA2 x10 -10pk	X	X	X	
Mo. 4	PA4 x 6 -10pk	PA4 x 10 -10pk	PA4 x 12 -10pk	X	X	
No. 6	PA6 x 6 -10pk	PA6 x 10 -10pk	PA6 x 12 -5pk	X	X	
No. 8	X	X	PA8 x 12 -5pk	PA8 x 20 -5pk	X	

Countersunk Pozidriv Self Tapping Screws						
Dia - Length	6mm	10mm	12mm	20mm	25mm	
No. 2	CS2 x 6 -10pk	CS2 x 10 -10pk	CS2 x 12 -10pk	X	X	
Mo. 4	CS4 x 6 -10pk	CS4 x 10 -10pk	CS4 x 12 -10pk	X	X	
No. 6	CS6 x 6 -10pk	CS6 x 10 -10pk	CS6 x 12 -5pk	CS6 x 20 -5pk	X	
No. 8	X	X	CS8 x 12 -5pk	CS8 x 20 -5pk	X	

### S.H.G BOLT AND NUT SELECTION

A range of Bolts Nuts Washers and Self Tapping Screws in sizes suitable for model making

**Price per pack £1.00**

Bulk price

**12 Packs for £10.00**

### S.H.G RETRO STOCK ITEMS

SHG has some stocks of older BA sizes of Bolts and Nuts in Brass and Steel

Sizes from 12BA to 2BA were originally stocked

These items are only available until current stock is exhausted

Please Telephone to see if we have the size you require.

SHG MODEL SUPPLIES

Pinfold Lane, Wheaton Aston.

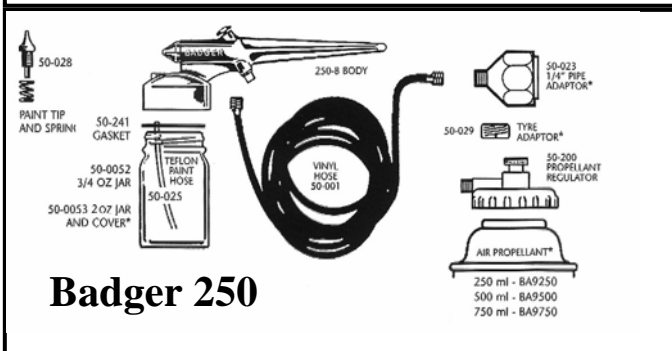
Stafford. ST19 9PD 01785 840308

info@shgmodels.com

04-08

# S.H.G. MODEL SUPPLIES

## BADGER AIRBRUSHES



### BADGER MODEL 250-2 AIRBRUSH

The Badger 250-2 Basic Spray Gun is the perfect solution for so many modelling jobs in general modelling and school project work

It is designed for medium to large overall coverage, and suits many model spray jobs that require a simple yet effective spray. The 250 handles medium to heavy viscosity materials with ease and its robust construction makes it quite simply the best first time creative spray system money can buy.

The spray pattern is adjustable from 3/4 " to 2"

The 250 can be used directly from aerosol propellants or from a Compressor with appropriate adaptors and regulator.

The 250-2 is supplied with 3/4oz (22cc) jar, Propellant Regulator Valve a 1.3m vinyl hose and full instructions

Use the optional 2oz (60cc) Jar for larger paint jobs

**Badger 250-2 Price £12.99**

### BADGER MODEL 350-9 AIRBRUSH

The Badger 350-9 Spray Gun represents the logical next step from the basic 250 models, without the expense of the jump to a professional dual action style airbrush

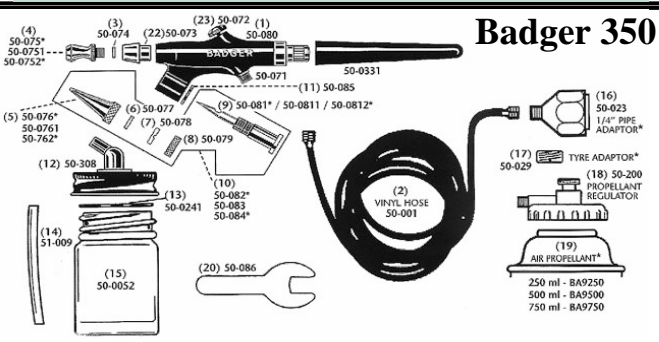
This is one of the most robust, easy maintenance airbrushes ever created. A choice of 3 head assemblies; F, M, & H is available to give the versatility of variable spray patterns and the option of using different consistency paints.

The 350 has the same handy quick change for jars as the 250 with the addition of an optional colour cup for small volume spraying and colour changes.

The 350 can be used directly from aerosol propellants or from a Compressor with appropriate adaptors and regulator.

The 350-9 is supplied with 3/4oz (22cc) jar, Propellant Regulator Valve and a 1.3m vinyl hose, Wrench and Instructions

Optional 2oz (60cc) Jar and Paint Cups available  
**Badger 350-9 Price £35.95**



### BADGER ACCESSORIES

There are many accessories available for Badger Airbrushes, popular consumables are listed here.

BA PROPEL 250 Badger Propellant 250ml	£3.95
JP PROPEL 400 JP Airbrush Propellant 400ml	£4.95
JP PROPEL 750 JP Airbrush Propellant 750ml	£6.95
BA JAR 22 Badger 3/4 oz Spare Paint Jar	£0.80 Ea £7.00 Per 10
BA JAR 60 Badger 2 oz Spare Paint Jar	£2.00 Ea £ 9.50 Per 5

# S.H.G. MODEL SUPPLIES

## BADGER AIRBRUSH ACCESSORIES

### BADGER PAINT JARS

Two sizes of glass paint Jars are available to fit the range of Badger Airbrushes Requiring Jars. Both sizes fit the following models

**150-175-200-250-350**

BA JAR 22 Badger 3/4 oz Spare Paint Jar £0.80 Ea £7.00 Per 10

BA JAR 60 Badger 2 oz Spare Paint Jar £2.00 Ea £ 9.50 Per 5

All Jars are supplied with screw top Lid.



### BADGER PAINT SIDE CUPS

There is a range Side Cup paint containers to suit Badger Airbrushes

50-047	1/16oz Side Cup	Fits Model 100	£7.50 ea
50-048	1/8 oz Side Cup	Fits Model 100	£7.75 ea
50-0482	1/4 oz Side Cup	Fits Models150-200	£7.75 ea
50-0483	1/4 oz Side Cup	Fits Model 350	£7.75 ea

### BADGER AIR HOSES AND FITTINGS

50-001	Short Vinyl Air Hose 1.5m.with end fittings	£ 6.50ea
50-0011	Long Vinyl Air Hose 2.0m.with end fittings	£ 9.50ea
50-2011	Braided Air Hose 3.0m.with swivel end fitting	£ 17.50ea
<b>50-023</b>	<b>Compressor Adaptor 1/4" Pipe Fitting (Included in above)</b>	<b>£3.95ea</b>
50-2014	Inline Water Trap for use with braided hose	£17.75ea
50-200	Spare Air Regulator Valve for airbrush Propellant	£ 7.50ea



## COMPRESSORS FOR BADGER AIRBRUSHES



### CPO350 COMPRESSOR

This popular entry-level compressor is fantastic value for money and is ideally suited to the Badger 200 and 250 Airbrushes.

This compressor is specially designed to produce low, but constant pressure, ideal for light work. As the name implies, the Compact is small and lightweight, requires no maintenance and is quiet in operation.

**5542210 CPO350 COMPRESSOR £99.99**

### CPO100 COMPRESSOR

This Compressor is a well-built robust workhorse that is well suited to the entire range of Badger airbrushes.

The Compressor delivers 55 PSI with a flow rate of 2.5 cfm

Quiet in operation, it has a noise level of 60DbA

Dimensions 17 x 26 x 23cm and weighs 5.4Kg

**5542220 CPO100 COMPRESSOR £139.99**



### PROFI 85 COMPRESSOR

A sophisticated professional compressor with a 1/6hp motor, Air Tank, and Filter Regulator. Designed for continuous running this compressor will simultaneously power two of the largest airbrushes with ease.

Whisper quiet running 85psi. at 40dB and weighs 15Kg

Dimensions 41x20x32cm. Suitable for any Badger Airbrush

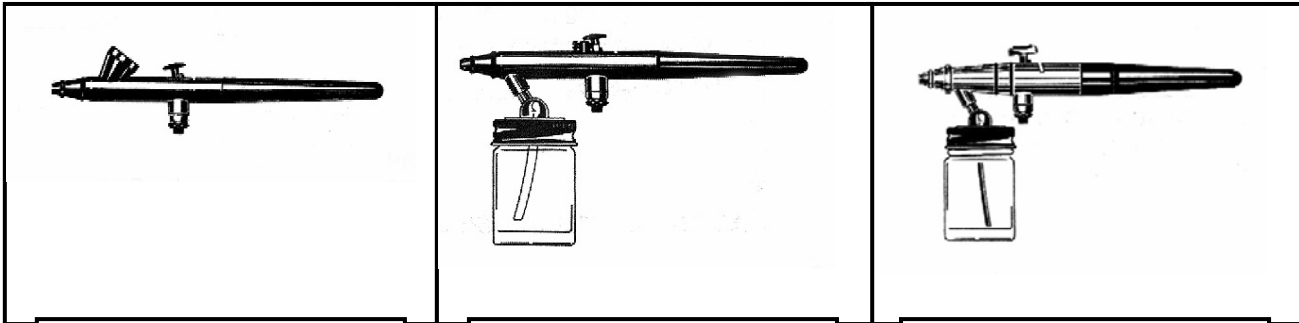
**5542230 PROFI 85 £299.99**



# S.H.G. MODEL SUPPLIES

## BADGER AIRBRUSHES

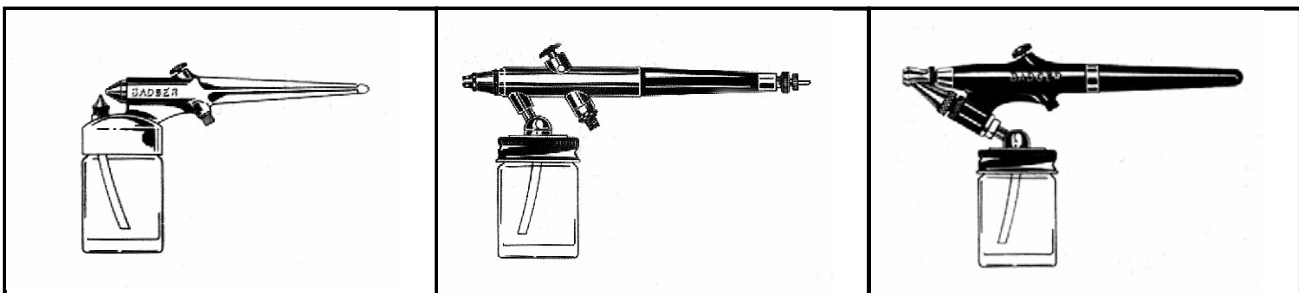
There are Many types of Badger Airbrushes available for hobby or professional use, a selection is listed below, if you require further information please contact us for detailed information.



**Badger 100-3 Set**  
£99.99

**Badger 150-1/5 Sets**  
£98.99-£139.99

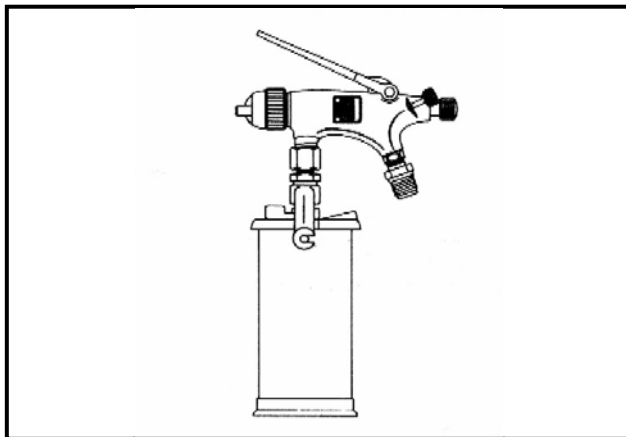
**Badger 175-7 Set**  
£119.99



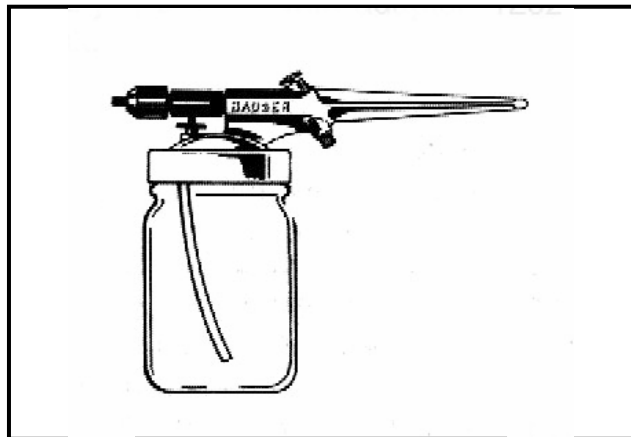
**Badger 250-2/3/4 Sets**  
£12.99-£29.99

**Badger 200-3 Set**  
£59.99

**Badger 350-2/3/4/9 Sets**  
£29.99-£59.99



**Badger 400-2 Set**  
**Detail touch-up Gun**  
**For large area work**  
£124.99



**Badger 260-3 Set**  
**Abrasive Grit blast Gun**  
£39.99

The above listed Badger Airbrushes are a selection of the Airbrushes available; the range covers Airbrushes for all applications from miniature model and graphics application through to spraying large areas on large-scale models.

### PUBLICATION

A useful addition to your workshop - Airbrushing and Spray Painting Manual by Ian Peacock  
**PRICE £9.95 Covers literally everything you need to know about Airbrushing.**

# K & S Metals

## Price List

Imperial Round Brass Tube		
KS125	1/16 x 12"	0.85P
KS126	3/32 x 12"	0.90P
KS127	1/8 x 12"	1.10P
KS128	5/32 x 12"	1.20P
KS129	3/16 x 12"	1.35P
KS130	7/32 x 12"	1.40P
KS131	1/4 x 12"	1.50P
KS132	9/32 x 12"	1.85P
KS133	5/16 x 12"	2.05P
KS134	11.32x 12"	2.20P
KS135	3/8 x 12"	2.40P
KS136	13/32 x 12"	2.65P
KS137	7/16 x 12"	2.85P
KS138	15/32 x 12"	3.00P
KS139	1/2 x 12"	3.25P
KS140	17.32 x 12"	3.50P
KS141	9/16 x 12"	3.75P
KS142	19/32 x 12"	3.95P
KS143	5/8 x 12"	4.05P
KS144	21/32 x 12"	4.20P

Imperial Round Aluminium Tube		
KS100	1/16 x 12"	0.60P
KS101	3/32 x 12"	0.85P
KS102	1/8 x 12"	0.95P
KS103	5/32 x 12"	1.00P
KS104	3/16 x 12"	1.05P
KS105	7/32 x 12"	1.10P
KS106	1/4 x 12"	1.15P
KS107	9/32 x 12"	1.20P

Imperial Solid Brass Wire & Rod		
KS159	.020" x 12"	0.25P
KS160	1/32 x 12"	0.25P
KS161	3/64 x 12"	0.35P
KS162	1/16 x 12"	0.60P
KS163	3/32 x 12"	0.85P
KS164	1/8 x 12"	1.20P
KS165	5/32 x 12"	1.65P
KS166	3/16 x 12"	1.85P
KS167	.114 x 12"	1.20P
KS168	.081 x 12"	1.30P
KS169	.072 x 12"	0.60P

Imperial Copper Tube		
KS117	1/16 x12"	0.70P
KS118	3/32 x12"	0.90P
KS119	5/32 x12"	1.10P
KS120	1/8 x12"	1.20P
Soft Brass Fuel Tube		
KS121	1/8 x12"	1.20P
Brass Streamline Tube		
KS122	Small x12"	2.20P

Imperial Square Brass Tube		
KS149	1/16 x 12"	1.25P
KS150	3/32 x 12"	1.50P
KS151	1/8 x 12"	1.75P
KS152	5/32 x 12"	1.85P
KS153	3/16 x 12"	2.05P
KS154	7/32 x 12"	2.20P
KS155	1/4 x 12"	2.50P

Imperial Brass Strip		
KS230	.016 x 1/4 x 12"	0.75P
KS231	.016 x 1/2 x 12"	0.85P
KS232	.016 x 1.0 x 12"	1.20P
KS233	.016 x 3/4 x 12"	0.95P
KS234	.016 x 2.0 x 12"	1.90P
KS235	.025 x 1/4 x 12"	0.90P
KS236	.025 x 1/2 x 12"	1.10P
KS237	.025 x 1.0 x 12"	1.70P
KS238	.025 x 3/4 x 12"	1.45P
KS239	.025 x 2.0 x 12"	3.15P
KS240	.032 x 1/4 x 12"	1.00P
KS241	.032 x 1/2 x 12"	1.15P
KS242	.032 x 1.0 x 12"	1.90P
KS243	.032 x 3/4 x 12"	1.35P
KS244	.032 x 2.0 x 12"	3.30P
KS245	.064 x 1/4 x 12"	1.30P
KS246	.064 x 1/2 x 12"	2.05P
KS247	.064 x 3/4 x 12"	2.55P
KS248	.064 x 1.0 x 12"	3.30P
KS249	.064 x 2.0 x 12"	6.20P

Imperial Sheet Metal		
Sheet sizes 4" x 10"		
KS250	.005" Brass	£2.65
KS251	.010" Brass	£2.70
KS252	.015" Brass	£3.60
KS253	.032" Brass	£6.25
KS254	.008" Tin	£1.65
KS255	.016" Alum	£1.75
KS256	.032" Alum	£2.40
KS257	.064" Alum	£3.95
KS258	Asstd. Brass Pk.	£4.40
KS259	.025 Copper	£6.90

Imperial Brass Angle		
KS171	1/8 x 1/8 x 12"	1.10P
KS172	5/32 x 5/32 x 12"	1.15P
KS173	3/16 x 3/16 x 12"	1.20P
KS174	7/32 x 7/32 x 12"	1.25P
KS175	1/4 x 1/4 x 12"	DIS
Imperial Brass Channel		
KS181	1/8 x 12"	1.20P
KS182	5/32 x 12"	DIS
KS183	3/16 x 12"	DIS
KS184	7/32 x 12"	1.40P
KS185	1/4 x 12"	DIS



Imperial Rectangular Brass Tube		
KS262	3/32 x 3/16 x 12"	3.00P
KS264	1/8 x 1/4 x 12"	3.45P
KS266	5/32 x 5/16 x 12"	3.60P
KS268	3/16 x 3/8 x 12"	3.75P

Imperial Hexagonal Brass tube		
KS271	3/32 x 12"	1.40P
KS272	1/8 x 12"	1.80P
KS273	5/32 x 12"	2.10P
KS274	3/16 x 12"	2.50P

Metric Round Brass Tube		
KSM80	1.0 x 300mm	1.55P
KSM81	1.5 x 300mm	1.30P
KSM82	2.0 x 300mm	1.25P
KSM83	2.5 x 300mm	1.35P
KSM84	3.0 x 300mm	1.40P
KSM85	3.5 x 300mm	1.45P
KSM86	4.0 x 300mm	1.50P
KSM87	4.5 x 300mm	1.55P
KSM88	5.0 x 300mm	1.60P
KSM89	5.5 x 300mm	1.65P

Metric Solid Brass Rod		
KSM50	0.5 x 300mm	0.45P
KSM51	0.8 x 300mm	0.45P
KSM52	1.0 x 300mm	0.50P
KSM53	1.2 x 300mm	0.55P
KSM54	1.5 x 300mm	0.65P
KSM55	2.0 x 300mm	0.75P
KSM56	2.5 x 300mm	0.90P
KSM57	3.0 x 300mm	1.20P
KSM58	3.5 x 300mm	1.35P
KSM59	4.0 x 300mm	1.50P

Some of the items listed on this sheet are also available in 36" Lengths.  
Larger sizes are available in Brass, Alloy Tube & Rod to special order

DIS = recently discontinued item

PLEASE NOTE  
World metal prices are at present volatile hence recent increases. Please be advised prices on these metals may change

# **S.H.G MODEL SUPPLIES**

**THE SMALL PRINT  
BUT BIGGER**

All products supplied by us are covered by manufacturers warranty and we will replace any item deemed to be faulty or not to be to the manufacturer's original specification.

We also have a policy of ensuring your complete satisfaction, We endeavour to ensure that the items that you purchase are suitable for the application for which you are purchasing them, to this end, we may check with you regarding the application of certain items, However should anything that you purchase not be suitable, we will gladly exchange it for a suitable item.

Goods being returned for exchange must be in "as new" condition with the original packaging intact.

Refunds, Any item supplied may be returned for refund within 28 days, so long as the item is unused and in "new" condition in the original unopened packaging.

All Images shown are to give the customer a representation of what the product looks like; images are for display purposes only and are not guaranteed to be identical to the products supplied. All Specifications, Dimensions and Ratings are given in good faith, and do not constitute any form of contract, please ensure that the items you are purchasing are suitable for the purpose for which you require them, if in doubt please ask.

## **WE ARE HERE TO HELP YOU**

All prices and specifications given in this catalogue are liable to change without notice

**If you wish to reach us: -**

**Please email us at: - [info@shgmodels.com](mailto:info@shgmodels.com)**

**You can call or fax us on - 01785 840308 (International +44 1785 840308)**

**You can write to us at: -**

**S.H.G Model Supplies,  
Pinfold Lane, Wheaton Aston, STAFFORD.  
ST19 9PD. United Kingdom.**

# **S.H.G MODEL SUPPLIES**

[www.shgmodels.com](http://www.shgmodels.com)

## **S.H.G. Model Supplies**

Pinfold Lane  
Wheaton Aston  
STAFFORD  
ST19 9PD

### **ORDERING**

Telephone & Fax - 01785 840308

Email - [info@shgmodels.com](mailto:info@shgmodels.com)

S.H.G MODEL SUPPLIES  
SELLS OVER THE COUNTER AT MODEL SHOWS AND  
EXHIBITIONS AROUND THE COUNTRY  
WE ALSO PROVIDE ONE OF THE MOST  
COMPREHENSIVE MAIL ORDER SERVICES FOR THE  
MARINE - ENGINEERING AND GENERAL MODEL MAKER

S.H.G IS A MAIL ORDER COMPANY.  
WE DO NOT HAVE PREMISES WHERE CUSTOMERS CAN DROP IN TO SHOP

**CALLERS BY APPOINTMENT ONLY PLEASE**