

## Sportsman™ Tail Light Guards

Westin's new Sportsman™ Tail Light Guards are the perfect compliment to the Sportsman™ Grille Guard. Finish the customized look of your vehicle with this durable piece of steel tubing. The lines of the tail light guard have been carefully structured to enhance the lines of the tail light on your vehicle.

YEAR	MAKE/MODEL	BLACK	CHROME
1992-94	CHEVY Blazer - Fullsize*	39-3005	39-3000
2004-06	CHEVY/GMC Colorado/Canyon	39-3365	39-3360
1998-04	CHEVY/GMC S-10/Sonoma (incl. ZR2 Highrider)²	39-3015	—
2003-06	CHEVY/GMC Silverado/Sierra 1500/2500LD/2500HD/3500	39-3285	39-3280
2001-02	CHEVY/GMC Silverado/Sierra 1500HD/2500HD/3500²	39-3035	39-3030
2000-06	CHEVY/GMC Suburban/Tahoe/Yukon/Yukon XL/Yukon Denali³	39-3185	39-3180
2002-06	CHEVY Trailblazer	39-3255	39-3250
2005-06	DODGE Dakota	39-3405	39-3400
1997-04	DODGE Dakota*	39-3055	—
2004-06	DODGE Durango	39-3375	39-3370
1998-03	DODGE Durango	39-3045	—
2002-06	DODGE Ram 1500 - ('03-05 - 2500/3500)	39-3265	39-3260
2001-04	FORD Escape	39-3355	39-3350
2003-06	FORD Expedition	39-3325	39-3320
1997-02	FORD Expedition*	39-3075	—
2002-05	FORD Explorer - 4-door (excl. Sport)	39-3275	39-3270
2004-06	FORD F150 (excl. Heritage Edition)	39-3305	39-3300
1997-04	FORD F150/250LD - Heritage Edition*²	39-3095	39-3090
2001-03	FORD F150 Super Crew	39-3315	39-3310
1997-03	FORD F150 - Flareside	39-3315	39-3310
1999-06	FORD F250/350HD Superduty (excl. Excursion)*	39-3095	39-3090
1998-06	FORD Ranger	39-3345	39-3340
1998-03	ISUZU Hombre Pickup	39-3015	—
1998-02	ISUZU Rodeo	39-3205	—
1999-04	JEEP Grand Cherokee	39-3125	—
2002-06	JEEP Liberty	39-3415	39-3410
2005-06	TOYOTA Tacoma	39-3395	39-3390
1998-04	TOYOTA Tacoma	39-3385	39-3380

\* Requires minor drilling.

1. Includes C/K models sold in 1999.

2. Excl. Step/Flareside; 01-03 Supercrew Models

3. Excludes models with dual rear doors.

4. Excludes 2002 models sold in 2001.




**LIFETIME WARRANTY**  
Chrome-Plated Stainless Steel

Durable steel tubing with round inset rods to match the look of front guard.

Mitered corners and blended welds.



99-02 CHEVY Silverado



99-02 CHEVY Silverado



99-04 JEEP Grand Cherokee



94-01 DODGE Ram

## Driving Lights

No customizing job is complete without the final touch. Westin's Driving Lights offer the final touch in four different overall shapes and sizes. Mount them to any Westin front-end grille guard or light bar with ease.

■ Easily and Quickly Mounted

■ Wiring harness included

■ High Performance - No-Stray Light

■ 12 Month WARRANTY

ROUND LIGHTS	PART NUMBER	PLASTIC COVER
Small 4" x 2.75"	09-0105	—
Large 5.75" x 2.75"	09-0205	▲
RECTANGULAR LIGHTS	PART NUMBER	PLASTIC COVER
Small 5.25" x 2.5" x 2.75"	09-0305	—
Large 6" x 4" x 2.75"	09-0405	▲



Small Round Driving Light  
#09-0105



Large Rectangular Driving Light -  
#09-0405 Incl. Plastic Cover

## BED RAILS

Westin's ever expanding line of truck accessories now includes sleek and functional Bed Rails, made of polished stainless steel. When it comes to cargo management and a stylized look, a set of Westin's Bed Rails are a must for your pickup. The NEW Bed Rails are manufactured to strict specifications using heavy duty 2" stainless steel tube, then polished to a brilliant finish. Westin Bed Rails accentuate and enhance the appeal of your vehicle. Available in Universal as well as vehicle specific applications. Upgrade your truck with a set of good looking and functional Westin Bed Rails. Easy to install, and backed by Westin's exclusive **LIFETIME WARRANTY!**

YEAR	MAKE/MODEL	PART #
1999-07	CHEVY/GMC Silverado/Sierra - Longbed	50-2200
1999-07	CHEVY/GMC Silverado/Sierra - Shortbed	50-2210
1994-07	DODGE Ram - Shortbed	50-2220
2004-08	FORD F150 - Shortbed	50-2230
2004-08	FORD F150 - Longbed	50-2240
1999-08	FORD F250/350/450/550HD Superduty - Shortbed	50-2250
1999-08	FORD F250/350/450/550HD Superduty - Longbed	50-2260
2007-08	TOYOTA Tundra - D-Cab	50-2270
2007-08	TOYOTA Tundra - Crew-Max	50-2280
UNIVERSAL APPLICATIONS PART #		PART #
BED RAIL - 36"	50-2000	BED RAIL - 67.5" 50-2000
BED RAIL - 47.5"	50-2010	BED RAIL - 84" 50-2000
BED RAIL - 60	50-2020	BED RAIL - 87.5" 50-2000

**NEW!**  
PRODUCT 2008



- Stainless Steel for Maximum Rust Protection
- Vehicle Specific Applications

**LIFETIME WARRANTY**



More products are available, ask your sales person for details

Total Truck Centers 89





**FRONT END LITE BARS** are the perfect lighting accessory providing a great place to mount your KC lights. An attractive alternative to bulky bumpers and grille guards, KC's sleek front end Lite Bars feature a textured black powder coated finish that looks great on any truck or Jeep. Made in the U.S.A., the truck Lite Bars are made from 1-3/4" O.D., .120 wall steel tubing and come with light tabs for mounting 3 or 4 KC eight inch diameter lights, depending on model. KC Lite Bars for Jeeps are constructed using 1-1/2" O.D. (1-3/4" O.D. on the winch mount bar), .095 wall steel tubing with mounting tabs for 2, 3 or 5 lights depending on model. Installation is simple, bolting up to existing factory holes, so there's no need for drilling, plus they're UPS shippable.

**New Silver Powder Coat Finish**  
An optional new chrome powder coat finish is now available for a select number of Ford, Dodge and GM trucks. This new finish is a great compliment to KC chrome and polished stainless steel lights.



**7460**  
Hummer H2 03-06



**7420**  
Ford Super Duty 99-06



**7403**  
Jeep TJ Winch Mount 97-06



**7430**  
Dodge Ram 2500-3500 4WD 03-06

FRONT END LITE BARS					
Description		Black	Silver	Year	Mount
JEEP	TJ Wrangler	7400	n/a	97-06	2-Tab
	TJ Wrangler	7401	n/a	97-06	3-Tab
	TJ Wrangler	7402	n/a	97-06	5-Tab
	TJ Winch Mount	7403	n/a	97-06	5-Tab
	TJ Hood Mount	7404	n/a	97-06	3-Tab
FORD	Super Duty	7420	7423	99-06	4-Tab
	F-150 4WD	7421	n/a	04-06	4-Tab
DODGE	Ram 2500-3500 4WD	7430	7432	03-06	4-Tab
	Ram 1500 4WD	7431	7433	02-06	4-Tab
CHEVROLET / GMC	HD2500 4WD	n/a	7443	03-06	4-Tab
	Tahoe, Yukon, Suburban 4WD	7441	n/a	00-04	4-Tab
TOYOTA	Chev 1/2 Ton Pickup 4WD	7442	7444	04-06	4-Tab
	Tacoma	7450	n/a	96-04	3-Tab
	Tundra	7451	n/a	04-05	3-Tab
	Tacoma, 4 Runner	7452	n/a	05	4-Tab
HUMMER	H2	7460	n/a	03-06	4-Tab
NISSAN	Titan	7465	n/a	04-05	4-Tab

## RALLY 800 Lights

are the next generation in high performance lighting. They feature rugged, all Stainless Steel eight inch diameter housings with sturdy, oversize mounting flanges. The slim profile and full pivoting base allows for wide range of mounting options. Rally 800 lights are available in Long Range or Driving beam patterns with a choice of fully polished or black painted Stainless Steel finishes. They're offered in super bright 130 watt halogen and ultra bright HID models.

- KC RALLY 800 Pair Packs Include:**
- Two Rally 800 lights
  - Two protective stone guards
  - Pre-terminated relay wiring harness
  - Illustrated installation instructions



**2 X Part # 800**  
Mounted on #7441 Suburban 00-04



### Rally 800 - 8" Round Housings

Part # 800 - 8 - Round Housing										
Pair	Single					Beam	Lens/ Reflector			
Pack	Light					Watts	Candlepower	Bulb	Bezel	Lens
Part #	Part #	Beam Type/Color	Finish		Quartz Halogen	Assembly			Gasket	O-Ring
800	1800	Long Range - Clear	Stainless Steel		130	375,000	4210	2766	3612	3077P
801	1801	Long Range - Clear	Black Stainless		130	375,000	4210	2766	3613	3077P
802	1802	Driving - Clear	Stainless Steel		130	170,000	4203	2766	3612	3077P
803	1803	Driving - Clear	Black Stainless		130	170,000	4203	2766	3613	3077P
HID										
860	1860	Long Range - Clear	Stainless Steel		35	740,000	-	-	3614	3077P
861	1861	Long Range - Clear	Black Stainless		35	740,000	-	-	3615	3077P
862	1862	Driving - Clear	Stainless Steel		35	350,000	-	-	3614	3077P
863	1863	Driving - Clear	Black Stainless		35	350,000	-	-	3615	3077P



**SLIMLITES®** feature a unique 6" round housing with a sleek, flat profile that allows them to fit where many other lights won't. Their optical quality glass lens, halogen bulb and precision polished reflectors combine to generate a super bright and specially focused beam of light. The two axis mount provides for easy and accurate aiming.

**KC Stone Guards** are included with the lights for added protection and great styling. Built from super-tough ABS plastic, these Stone Guards simply snap onto the light housings and stay firmly in place.

Installation is quick and easy with a KC Pre-terminated Wiring Harness (included in pair packs). The harness includes a heavy duty relay along with an illuminated switch and is ready to plug into the lights leaving a professionally installed, factory appearance.

Available in a choice of three finishes:

- Plated "Titanium Look" finish with Ice Blue halogen bulbs
- Brilliant chrome plated finish with clear halogen bulbs
- Deep black powder coat finish with clear halogen bulbs



#### SlimLite - 6" Round Housings

Pair Pack Single Light				Beam		Lens/Reflector		Lens			
Part #	Part #	Beam Type/Color	Finish	Watts	Candlepower	Assembly	Bulb	Bezel	Gasket	O-Ring	
110	1100	Long Range - Ice Blue	Titanium	130B	300,000	4213	2763	—	—	—	
120	1120	Long Range - Clear	Chrome	130	285,000	4213	2766	—	3077D	3077E	
121	1121	Long Range - Clear	Black	130	285,000	4213	2766	—	3077D	3077E	
122	1122	Driving - Ice Blue	Titanium	130B	150,000	4205	2763	3058	3077D	3077E	
123	1123	Driving - Clear	Chrome	100	120,000	4205	2767	3061	3077D	3077E	
124	1124	Driving - Clear	Black	100	120,000	4205	2767	3062	3077D	3077E	
126	1126	Fog - Clear	Chrome	100	40,000	4206	2767	3061	3077D	3077E	
127	1127	Fog - Clear	Black	100	40,000	4206	2767	3062	3077D	3077E	

## DAYLIGHTERS®

are perhaps the most recognized and asked for name in off-road lighting. Their specialized shock mounted housing has made them a popular choice for off-road racing. Fact is, KC has illuminated the way for more winning vehicles than all other brands of lights combined. The vibration dampening Daylighter housing also proves useful for agricultural and commercial applications where durability is a key factor. KC Daylighters are available in long range, driving, fog and flood configurations (see chart), plus our unique "Titanium Look" finish.

**EXPANDED SELECTION...**Two new groups of pair packs have been added to the Daylighter family. New 130 watt halogen Long Range and Driving Daylighter pair packs are now available with a choice of Stainless Steel, Chrome or Black housing finishes. Also new, are Daylighter pair packs that feature an abbreviated electrical installation kit for the "Do-It-Yourself" enthusiast.



#### KC DAYLIGHTERS®

Pair Pack Single Light				Beam		Lens/Reflector		Lens/Reflector		
Part #	Part #	Beam Type/Color	Finish	Watts	Candlepower	Assembly	Bulb	Bezel	Holder	
236	1239	Long Range - Clear	Stainless	100	200,000	4213	2767	—	—	
237	1237	Long Range - Clear	Chrome	100	200,000	4213	2767	—	3028	
238	1238	Long Range - Clear	Black	100	200,000	4213	2767	—	3028	
239	1239	Long Range - Clear	Stainless	100	200,000	4213	2767	3042	3028	
630	1630	Long Range - Clear	Chrome	130	285,000	4213	2766	3027	3028	
631	1631	Long Range - Clear	Black	130	285,000	4213	2766	3026	3028	
632	1632	Long Range - Clear	Stainless	130	285,000	4213	2766	3042	3028	
633	1633	Driving - Clear	Chrome	130	175,000	4205	2766	3027	3028	
634	1634	Driving - Clear	Black	130	175,000	4205	2766	3026	3028	
635	1635	Driving - Clear	Stainless	130	175,000	4205	2766	3042	3028	

## 26 SERIES ALL SEASON LIGHTING SYSTEMS

include two 2"x 6" rectangular lights, interchangeable fog and long range (driving) lenses, relay style pre-terminated wiring harness and our unique adhesive mounting system for easy light installation.



#### 26 SERIES - 2"x 6" Rectangular Housings

Pair Pack Single Light				Beam		Lens		Reflector		Bulb		Bezel		Gasket	
Part #	Part #	Beam Type/Color	Finish	Watts	Candlepower	Assembly	Reflector	Bulb	Bezel	Gasket					
513#	1513	Rear Fog - Red	Black Plastic	35	2,500	4625	3520	2550	—	—					
516*	1520	Fog - Amber	Black Plastic	55	6,500	4631	3520	2551	3522	3524					
516*	1522	Fog - Clear	Black Plastic	55	10,000	4630	3520	2551	3522	3524					
n/a	1525	Emergency - Red	Black Plastic	55	5,100	4625	3520	2551	3522	3524					
n/a	1526	Emergency - Blue	Black Plastic	55	3,200	4626	3520	2551	3522	3524					
516*	1762	Long Range - Clear	Black Plastic	55	42,000	4639	3520	2551	3522	3524					
517	1763	Backup/Flood - Clear	Black Plastic	55	n/a	4633	3520	2551	3522	3524					

#Single light with relay wiring harness

\*All Season System

## STONE GUARDS & LIGHT COVERS

Many styles to choose from. Ask your Total Truck Center rep for details.

#### Replacement Bulbs

Part #	Watts	Color	Description
2104	37/60	Clear	For 1603 & 1604 Lights
2550	35	Clear	H-3 Halogen
2551	55	Clear	H-3 Halogen
2554	55/60	Clear	H-4 Halogen
2627	150	Clear	Fits All 150W Daylighters
2762	55	Ice Blue	H-3 Halogen
2763	130	Ice Blue	H-3 Halogen
2766	130	Clear	H-3 Halogen
2767	100	Clear	H-3 Halogen
2769	100	Clear	H-3 24V Halogen



# PIAA

## PIAA LAMPS

### 510 SERIES

PIAA's #1 selling lamp series. Exceeds SAE durability and corrosion standards. The compact and ultra thin housing provides for a multitude of applications. With its 4" diameter the 510 is a natural for today's cars and trucks with round openings in the bumper and or front spoiler.

Available In  
Bulb Type

Ion Crystal Fog, Super White Driving

12V - H3 55 watt=85 watt XTRA

12V - H3 55 watt=85 watt XTRA Super White

Features

Black stamped steel housing and glass lens. Ion Crystal Fog, SAE compliant.

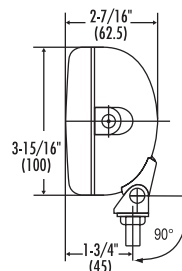
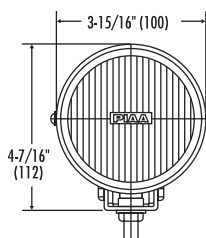
Kit Includes

Two lamps, wiring harness, relay, switch, and two black mesh style covers

Cover Options

White with black letters (PN 45100)

	<b>Ion Crystal Fog</b>	<b>Super White Driving</b>
Complete Kit	5161	5164
Single Lamp	5101	5104
Single Lens	35101	35104
Replacement Bulb	13455	15455
Wiring Harness	34085	34085
Relay	33086 (PL5FB)	33086 (PL5FB)
Switch	30034	30034
Lamp Cover	45102	45102



### 520 SERIES

PIAA's number one selling lamp - period. Without question the number one best selling truck lamp on the market today. The 520 compliments more brush guards than any other lamp available. The reason? Simply the best combination of fashion and performance in its class no brush guard should be without a set of PIAA 520s!

#### 520 Series

Available In  
Bulb Type

Ion Crystal Fog and Ion Crystal Driving

12V - H3 85watt

Features

Black or chrome plated stamped steel housing, glass lens, and mesh style covers

Kit Includes

Two lamps, wiring harness, relay, switch, and two mesh style lens covers

	<b>Ion Crystal Fog Chrome</b>	<b>Ion Crystal Driving Chrome</b>	<b>Ion Crystal Fog Black</b>	<b>Ion Crystal Driving Black</b>
Complete Kit	5261	5263	5291	5293
Single Lamp	5201	5203	5211	5213
Single Lens	35201	35203	35201	35203
Replacement Bulb	13085	13085	13085	13085
Wiring Harness	34260	34260	34260	34260
Relay	33260 (LR-21)	33260 (LR-21)	33260 (LR21)	33260 (LR-21)
Switch	30034	30034	30034	30034
Lamp Cover	45020	45020	45022	45022



### 510 SMR SERIES

Available In  
Bulb Type

Xtreme White SMR Driving, and Xtreme White SMR Fog

12V - H3 55 watt=110 watt XTRA Xtreme White

Features

Black stamped steel housing, glass lens, and multi surface reflector. SAE compliant.

Kit Includes

Two lamps, wiring harness, relay, switch, and two mesh style covers

Cover Options

Available separately - White solid cover with black lettering (PN 45100)

	<b>Xtreme White SMR Driving</b>	<b>Xtreme White SMR Fog</b>
Complete Kit	5192	5190
Single Lamp	5112	5110
Single Lens	35112	35110
Replacement Bulb	15256	15256
Wiring Harness	34085	34085
Relay	33086 (PL5FB)	33086 (PL5FB)
Switch	30034	30034
Lamp Cover	45102	45102





# PIAA

## SHOCK LAMP

### RS800 H.I.D. SHOCK LAMP

Whether you're racing across Baja or simply traversing your favorite back road, the new PIAA RS800 H.I.D. Shock Lamp offers unmatched durability. Yes, it's indestructible, with its high impact resistant polyamide housing, unbreakable polycarbonate hard clear-coated lens, and stout mounting system. Even better, the Shock Lamp features a fully integrated ballast and computer-designed, Multi-Surface Reflector. The result? Legendary PIAA H.I.D. illumination in a package engineered to perform anywhere – in any conditions.



### RS800 H.I.D. SHOCK LAMP

Available In

H.I.D. Long Range Driving

Bulb Type

12V – D2S H.I.D. 35 watt

Features

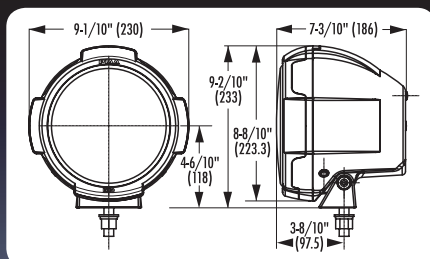
Black polyamide with glass fiber housing, polycarbonate with hard clear coat lens, and Multi-Surface Reflector

Kit Includes

Single lamp with integrated ballast.  
Wiring harness sold separately.

### Long Range Driving

Complete Kit	N/A
Single Lamp	8008
Single Lens	38008
Replacement Bulb	19999
Wiring Harness	34035
Relay	33260
Switch	30036
lamp cover	N/A



# H.I.D. TECHNOLOGY

FROM **PIAA**

# PIAA

## PIAA BULBS

### 9000 SERIES INTENSE WHITE

The Name Says it All! PIAA's Intense White bulbs produce a more radiant white beam without any hint of blue. This bulb has been completely re-engineered from the ground up. What you'll see in the 9005 and 9006 bulbs is a larger glass tube with a white top coat. The larger glass tube increases output (28% whiter color than STAR WHITE) and allows the bulb to burn at much cooler temperatures. PIAA's new Intense White Bulbs provide the best possible balance between performance and bulb life.

Twin Pack	10925
Single Pack	10915
Bulb Type	9005
Wattage	60w = 120w, 4100K
Technology	Intense White

Twin Pack	10926
Single Pack	10916
Bulb Type	9006
Wattage	51w = 115w, 4100K
Technology	Intense White



### H4 WHITE PLUS

The very popular Xtreme White Plus technology is now available in H4 style bulbs. Rated at 4000K and providing 110watts of light from only 55watts these bulbs will provide a brilliant Xtreme cool white light that will light up road hazards and street signs long before a normal halogen bulb. The Blue topcoat on these bulbs adds a slight blue tint to the lamp for enhanced curb appeal.


Twin Pack	15224
Single Pack	15214
Bulb Type	H4
Wattage	60/55w = 110/100ww, 4000K
Technology	Xtreme White Plus

### H1 WHITE PLUS

Those with H1 style headlights can now benefit from PIAA's Xtreme White technology. Rated at 4000K and providing 110watts of light from only 55watts these bulbs provide a brilliant Xtreme cool white light.

### H7 WHITE PLUS

The very popular Xtreme White Plus technology is now available in H7 style bulbs. Rated at 4000K and providing 110watts worth of light from only 55watts these bulbs will provide a brilliant Xtreme cool white light that will light up road hazards and street signs long before a normal halogen bulb.



### WEDGE BULBS

Wedge Bulbs have a wide range of applications; turn signals, side marker lights, and parking lights. Match these bulbs to both headlights and other accessory lights for a sleek, unified appearance.

Twin Pack	19283
Bulb Type	168 Wedge
Wattage	5w
Technology	Super Plasma GT-X with XTRA technology

Twin Pack	19172
Bulb Type	168 Wedge
Wattage	5w
Technology	Xtreme White



**NEW**  
Super Silicone  
Wiper Frame

## PIAA WIPERS

### Driving Never Looked So Good

PIAA products deliver an upgrade in performance that helps you see better in stormy weather. The backbone of the PIAA Super Silicone and Super Graphite Wipers is a powder-coated, steel frame that applies even blade pressure on the windshield. The balanced support helps the rubber maintain its shape, extending the life of the wiper. This ensures a silent, clean sweep of rain or snow to provide you with the visibility you need to be safe on the road.



The frame on the PIAA Super Silicone Wipers has been modified to provide both hook and pin applications (3/16" and 1/4" pin styles). A new adapter ensures the secure installation. Plus, we've extended the size available to included 12"-28" lengths. These modifications now offer one of the widest application ranges for the varied range of vehicles on the road.

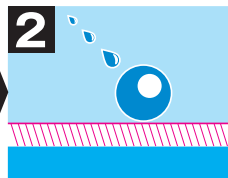
- Both Pin and Hook Style Applications available
- Activated silicone-coating action
- Revolutionary beading action
- Highest quality silicone rubber compound

Wiping action makes windshield water repellent so rain beads up and repeals easily by wind pressure (in high speed) or by ordinary wiping (in low speed)

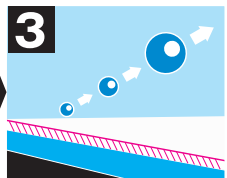
Super-smooth glide, no squeaking (elimination of annoying and inefficient chattering)




Wiping action makes windshield water repellent



So rain beads up



And repels easily by wind pressure (in high speed) or by ordinary wiping (in low speed)



Super-smooth glide, no squeaking (Elimination of annoying and inefficient chattering)