

DECKING AND ACCESSORIES



OXFORD – FLAT 3' HIGH / 6', 8' & 10' WIDE

CertainTeed 

EverNew®

RAIL KITS

(include top and bottom rail)

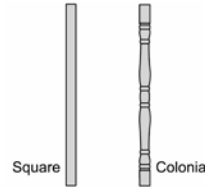
- 6' Rail Kit
- 8' Rail Kit
- 10' Rail Kit



BALUSTER KITS

(packaged in section quantity)

- Colonial Baluster 6' Kit - 1-1/4" x 1-1/4" x 33-1/4"
- Colonial Baluster 8' Kit - 1-1/4" x 1-1/4" x 33-1/4"
- Colonial Baluster 10' Kit - 1-1/4" x 1-1/4" x 33-1/4"
- Square Baluster 6' Kit - 1-1/4" x 1-1/4" x 33-1/4"
- Square Baluster 8' Kit - 1-1/4" x 1-1/4" x 33-1/4"
- Square Baluster 10' Kit - 1-1/4" x 1-1/4" x 33-1/4"



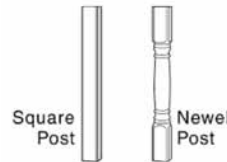
SQUARE POSTS

- End Post Flat (a) - 4" x 4" x 38"
- Line Post Flat (b) - 4" x 4" x 38"
- Corner Post Flat (c) - 4" x 4" x 38"
- Line Post 45° (g) - 4" x 4" x 38"
- Blank Post - 4" x 4" x 38"



NEWEL POSTS

- End Post Flat (a) - 4" x 4" x 38"
- Line Post Flat (b) - 4" x 4" x 38"
- Corner Post Flat (c) - 4" x 4" x 38"
- Line Post 45° (g) - 4" x 4" x 38"
- Blank Post - 4" x 4" x 38"



MOUNTING HARDWARE RAIL TO POST MOUNTING BRACKET OPTIONS

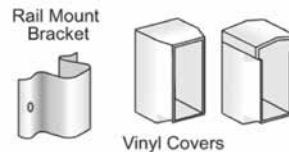
Wall Mount Bracket

- T-Rail Rail Mounting Bracket Kit, flat*
- T-Rail Rail Mounting Bracket Kit, 45°*
- T-Rail Rail Mounting Bracket Kit, column**

*Kits include: 4 aluminum brackets, 2 2x4 and 2 T-Rail vinyl covers, screws

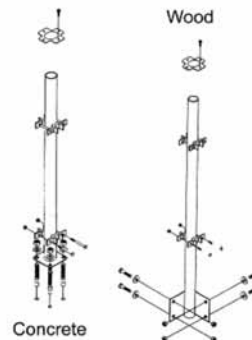
**Column bracket kits include: 2 aluminum brackets,

**Column bracket kits include: 1 2x4 and 1 T-Rail vinyl cover, screws



ROUTED POST OPTION

- Post Support Kit (concrete), flat (37-1/2" actual height)
- Post Support Kit (wood), flat (42-1/2" actual height)
- Kits include: Welded pipe & plate, two E-Z set brackets,
- Kits include: railing plate & screw, concrete anchors (concrete mount)
- Kits include: or bolts (wood mount), nuts & washers



GATES

- Gate Kit (2" x 4" top & bottom rail)
- Opposite Leaf Gate Kit (2" x 4" top & bottom rail)
- Kits include: Gate uprights, diagonal brace, hinges and latch
- Kits include: Order rails and balusters separately

Colors available in White and Tan

CertainTeed 

OXFORD - STAIR 3' HIGH / 6', 8' & 10' WIDE

CertainTeed 

EverNew®


RAIL KITS

(include top and bottom rail)

- 6' Rail Kit
- 8' Rail Kit
- 10' Rail Kit
- 6' Steep Stair Rail Kit*
- 8' Steep Stair Rail Kit*

*works with routed system only

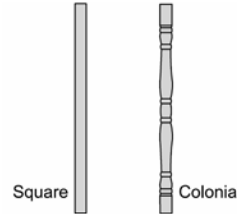
*requires use of stair post support kit at posts d and e



BALUSTER KITS

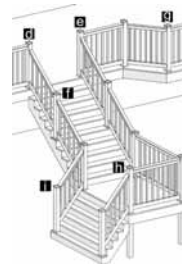
(packaged in section quantity)

- Colonial Baluster 6' Kit - 1-1/4" x 1-1/4" x 31-3/4"
- Colonial Baluster 8' Kit - 1-1/4" x 1-1/4" x 31-3/4"
- Colonial Baluster 10' Kit - 1-1/4" x 1-1/4" x 31-3/4"
- Square Baluster 6' Kit - 1-1/4" x 1-1/4" x 31-3/4"
- Square Baluster 8' Kit - 1-1/4" x 1-1/4" x 31-3/4"
- Square Baluster 10' Kit - 1-1/4" x 1-1/4" x 31-3/4"



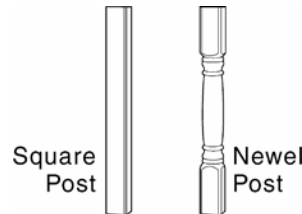
SQUARE POSTS

- Flat to Stair Corner Post Left (d) - 4" x 4" x 38"
- Flat to Stair Corner Post Right (e) - 4" x 4" x 38"
- Line Post Stair (f) - 4" x 4" x 48"
- Flat to Stair Line Post (h) - 4" x 4" x 38"
- End Post Stair (i) - 4" x 4" x 48"
- Inground End Post Stair - 4" x 4" x 75"
- Blank Post - 4" x 4" x 48"



NEWEL POSTS

- Flat to Stair Corner Post Left (d) - 4" x 4" x 38"
- Flat to Stair Corner Post Right (e) - 4" x 4" x 38"
- Line Post Stair (f) - 4" x 4" x 44"
- Flat to Stair Line Post (h) - 4" x 4" x 38"
- End Post Stair (i) - 4" x 4" x 44"
- Blank Post - 4" x 4" x 44"

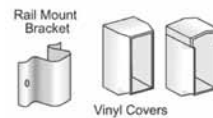


MOUNTING HARDWARE RAIL TO POST MOUNTING BRACKET OPTIONS

Wall Mount Bracket

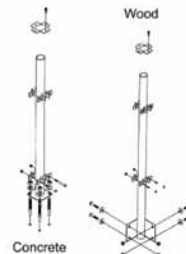
T-Rail Rail Mounting Bracket Kit, stair

Kit includes: 4 aluminum brackets, 2 2x4 and 2 T-Rail vinyl covers, screws



ROUTED POST OPTION

- Post Support Kit (concrete), stair (48" actual height)
- Post Support Kit (wood), stair (54" actual height)
- Kits include: Welded pipe & plate, two E-Z set brackets,
- Kits include: railing plate & screw, concrete anchors (concrete mount)
- Kits include: or bolts (wood mount), nuts & washers



GATES

- Gate Kit (2" x 4" top & bottom rail)
- Opposite Leaf Gate Kit (2" x 4" top & bottom rail)
- Kits include: Gate uprights, diagonal brace, hinges and latch
- Kits include: Order rails and balusters separately

Colors available in White and Tan

CertainTeed 

OXFORD - FLAT 3-1/2' HIGH / 6', 8' & 10' WIDE

CertainTeed 

EverNew®

RAIL KITS

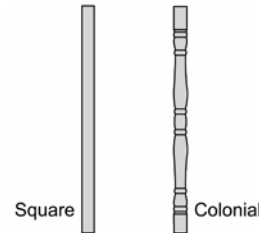
(include top and bottom rail)

- 6' Rail Kit
- 8' Rail Kit
- 10' Rail Kit



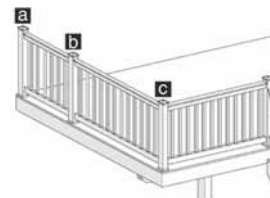
BALUSTER KITS

- Colonial Baluster 6' Kit - 1-1/4" x 1-1/4" x 39-1/4"
- Colonial Baluster 8' Kit - 1-1/4" x 1-1/4" x 39-1/4"
- Colonial Baluster 10' Kit - 1-1/4" x 1-1/4" x 39-1/4"
- Square Baluster 6' Kit - 1-1/4" x 1-1/4" x 39-1/4"
- Square Baluster 8' Kit - 1-1/4" x 1-1/4" x 39-1/4"
- Square Baluster 10' Kit - 1-1/4" x 1-1/4" x 39-1/4"



SQUARE POSTS

- End Post Flat (a) - 4" x 4" x 44"
- Line Post Flat (b) - 4" x 4" x 44"
- Corner Post Flat (c) - 4" x 4" x 44"
- Line Post 45° (g) - 4" x 4" x 44"
- Blank Post - 4" x 4" x 44"

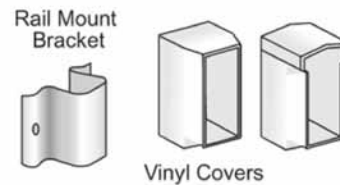


MOUNTING HARDWARE

- Rail to Post Mounting Bracket Options
- Wall Mount Bracket
- T-Rail Rail Mounting Bracket Kit, flat*
- T-Rail Rail Mounting Bracket Kit, 45°*
- T-Rail Rail Mounting Bracket Kit, column**

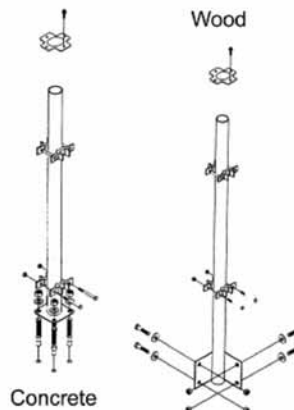
CertainTeed 

*Kits include: 4 aluminum brackets, 2 2x4 and 2 T-Rail vinyl covers, screws
 **Column bracket kits include: 2 aluminum brackets,
 **Column bracket kits include: 1 2x4 and 1 T-Rail vinyl cover, screws



ROUTED POST OPTION

- Post Support Kit (concrete), flat (43-1/2" actual height)
- Post Support Kit (wood), flat (49-1/2" actual height)
- Kits include: Welded pipe & plate, two E-Z set brackets,
- Kits include: railing plate & screw, concrete anchors (concrete mount)
- Kits include: or bolts (wood mount), nuts & washers



GATES

- Gate Kit (2" x 4" top & bottom rail)
- Opposite Leaf Gate Kit (2" x 4" top & bottom rail)
- Kits include: Gate uprights, diagonal brace, hinges and latch
- Kits include: Order rails and balusters separately

Colors available in White and Tan

CertainTeed 

OXFORD - STAIR 3-1/2' HIGH / 6', 8' & 10' WIDE

RAIL KITS

(include top and bottom rail)

6' Rail Kit

8' Rail Kit


10' Rail Kit

6' Steep Stair Rail Kit*

8' Steep Stair Rail Kit*

*works with routed system only

*requires use of stair post support kit at posts d and e



BALUSTER KITS

(packaged in section quantity)

Colonial Baluster 6' Kit - 1-1/4" x 1-1/4" x 37-3/4"

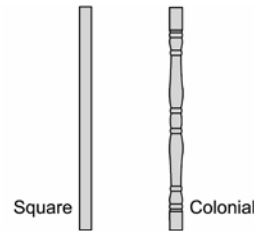
Colonial Baluster 8' Kit - 1-1/4" x 1-1/4" x 37-3/4"

Colonial Baluster 10' Kit - 1-1/4" x 1-1/4" x 37-3/4"

Square Baluster 6' Kit - 1-1/4" x 1-1/4" x 37-3/4"

Square Baluster 8' Kit - 1-1/4" x 1-1/4" x 37-3/4"

Square Baluster 10' Kit - 1-1/4" x 1-1/4" x 37-3/4"



SQUARE POSTS

Flat to Stair Corner Post Left (d) - 4" x 4" x 44"

Flat to Stair Corner Post Right (e) - 4" x 4" x 44"

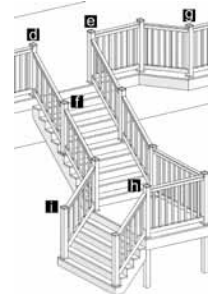
Line Post Stair (f) - 4" x 4" x 51-1/2"

Flat to Stair Line Post (h) - 4" x 4" x 44"

End Post Stair (i) - 4" x 4" x 51-1/2"

Inground End Post Stair - 4" x 4" x 75"

Blank Post - 4" x 4" x 51-1/2"

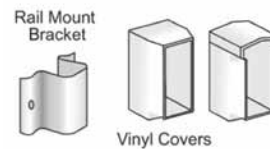


MOUNTING HARDWARE

Rail to Post Mounting Bracket Options Wall Mount Bracket

T-Rail Rail Mounting Bracket Kit, stair

Kit includes: 4 aluminum brackets, 2 2x4 and 2 T-Rail vinyl covers, screws



ROUTED POST OPTION

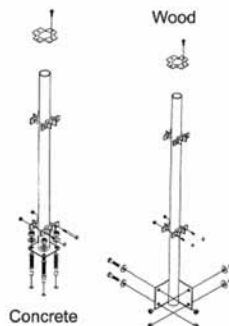
Post Support Kit (concrete), stair (48" actual height)

Post Support Kit (wood), stair (54" actual height)

Kits include: Welded pipe & plate, two E-Z set brackets,

KITS INCLUDE: RAILING PLATE & SCREW, (CONCRETE MOUNT)

Kits include: or bolts (wood mount), nuts & washers



GATES

Gate Kit (2" x 4" top & bottom rail)

Opposite Leaf Gate Kit (2" x 4" top & bottom rail)

Kits include: Gate uprights, diagonal brace, hinges and latch

Order rails and balusters separately

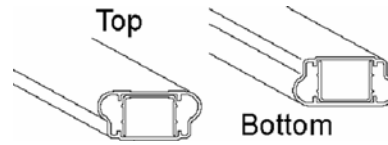
Colors available in White and Tan

KINGSTON - FLAT AND STAIR 3' HIGH / 6', 8' & 10' WIDE

RAIL KITS, WHITE

(include top and bottom rail)

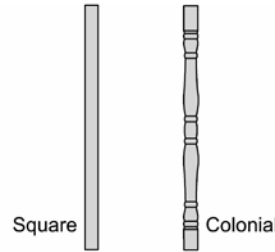
- 6' Flat Rail Kit
- 8' Flat Rail Kit
- 10' Flat Rail Kit
- 6' Stair Rail Kit
- 8' Stair Rail Kit



BALUSTER KITS, WHITE

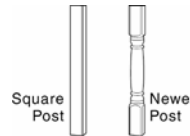
(packaged in section quantity)

- Traditional Baluster 6' Kit, 1-1/2" x 1-1/2" x 33-1/4" (flat)
- Traditional Baluster 8' Kit, 1-1/2" x 1-1/2" x 33-1/4" (flat)
- Traditional Baluster 10' Kit, 1-1/2" x 1-1/2" x 33-1/4" (flat)
- Square Baluster 6' Kit, 1-1/2" x 1-1/2" x 33-1/4" (flat)
- Square Baluster 8' Kit, 1-1/2" x 1-1/2" x 33-1/4" (flat)
- Square Baluster 10' Kit, 1-1/2" x 1-1/2" x 33-1/4" (flat)
- Traditional Baluster 6' Kit, 1-1/2" x 1-1/2" x 33-1/4" (stair)
- Traditional Baluster 8' Kit, 1-1/2" x 1-1/2" x 33-1/4" (stair)
- Square Baluster 6' Kit, 1-1/2" x 1-1/2" x 32-1/2" (stair)
- Square Baluster 8' Kit, 1-1/2" x 1-1/2" x 32-1/2" (stair)



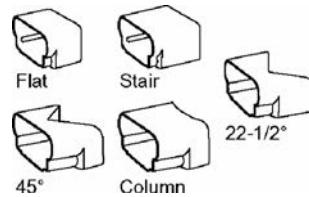
POSTS

- 4" x 4" x 38" Square Post
- 4" x 4" x 44" Square Post
- 4" x 4" x 38" Newel Post



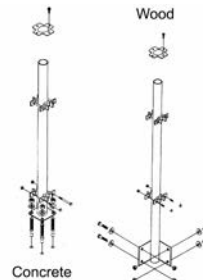
MOUNTING HARDWARE

- Kingston Rail Mount Bracket Kit (flat)
- Kingston Rail Mount Bracket Kit (stair)
- Kingston Rail Mount Bracket Kit (column)
- Kingston Rail Mount Bracket Kit (45°)
- Kingston Rail Mount Bracket Kit (22-1/2°)
- includes aluminum brackets, vinyl covers, crush block and hardware



OPTIONAL POST MOUNTING HARDWARE

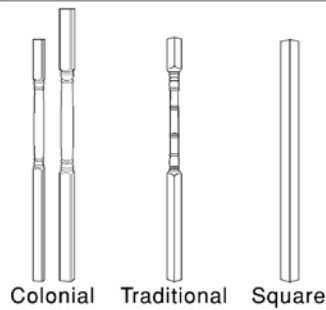
- Post Support Kit (concrete mount), flat (37-1/2" actual height)
- Post Support Kit (wood mount), flat (42-1/2" actual height)
- Post Support Kit (concrete mount), stair (48" actual height)
- Post Support Kit (wood mount), stair (54" actual height)



Colors available in White and Clay

STRUCTURAL PORCH POSTS

- Colonial Porch Post - 5" x 5" x 108"
- Colonial Porch Post - 4" x 4" x 96"
- Traditional Porch Post - 4-1/2" x 4-1/2" x 96"
- Square Porch Post - 5" x 5" x 96"
- Porch Post Tie Down Kit - 4" x 4"*
- Porch Post Tie Down Kit - 4-1/2" x 4-1/2"*
- Porch Post Tie Down Kit - 5" x 5"*



*includes top and bottom brackets, hardware and trim

DECORATIVE PORCH POSTS, NON-STRUCTURAL

- Decorative Porch Post Cover - 4" x 4" x 107"
- Decorative Porch Post Cover - 5" x 5" x 107"

FINISHING ACCESSORIES

- Gothic Cap - External - 4" x 4"
- Flat Cap - Internal - 4" x 4"
- Ball Cap - External - 4" x 4"
- Flat Cap - External - 4" x 4"
- New England Cap - External - 4" x 4"
- Newel King Cap - 4" x 4"
- Newel Queen Cap - 4" x 4"
- Decorative Post Trim - 4" x 4"
- Decorative Post Trim - 5" x 5"
- Post Base Trim Cover - 2 piece - 4" x 4"
- Porch Post Trim - 4 piece - 5" x 5"
- Porch Post Trim - 4 piece - 4-1/2" x 4-1/2"
- Porch Post Trim - 4 piece - 4" x 4"
- Porch Post Trim - 1 piece - 4" x 4"
- Decorative Porch Post Bracket (gingerbread)
- #8 x 1-1/2" Stainless Steel Screw
- Snap Cap Cover
- Snap Cap Washer
- #8 x 3/4" Stainless Steel Screw

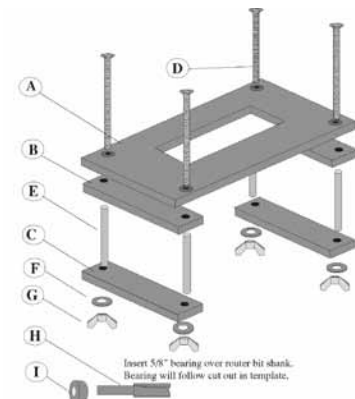


RAILING ROUTING TEMPLATE PACK

- Includes: 2" x 4" /T-Rail 22°
- Includes: 2" x 4" Flat & Stair
- Includes: T-Rail Flat & Stair
- Includes: hardware package
- Includes: Router Bit x 3/8"
- Includes: Router Bearing 5/8" OD x 1/4" OD
- Includes: Carrying Case

POST ROUTING TEMPLATE KIT COMPONENTS

A.	ROUTING TEMPLATE (14 pieces per kit)
*B.	1 1/8" TEMPLATE SPACER PLATE (2 pieces per kit)
*C.	1 1/2" TEMPLATE CLAMPING PLATE (2 pieces per kit)
*D.	1/4" - 20X6" BOLTS (4 pieces per kit)
*E.	3/8" OD PLEXI TUBE (4 pieces per kit)
*F.	1/4" FLAT WASHER (4 pieces per kit)
*G.	1/4" - 20 WING NUT (4 pieces per kit)
H.	3/8" ROUTER BIT WITH 1/4" SHANK
I.	BEARING WITH 1/4" ID OPENING
* included in Hardware Package	



HAND RAIL

CertainTeed 

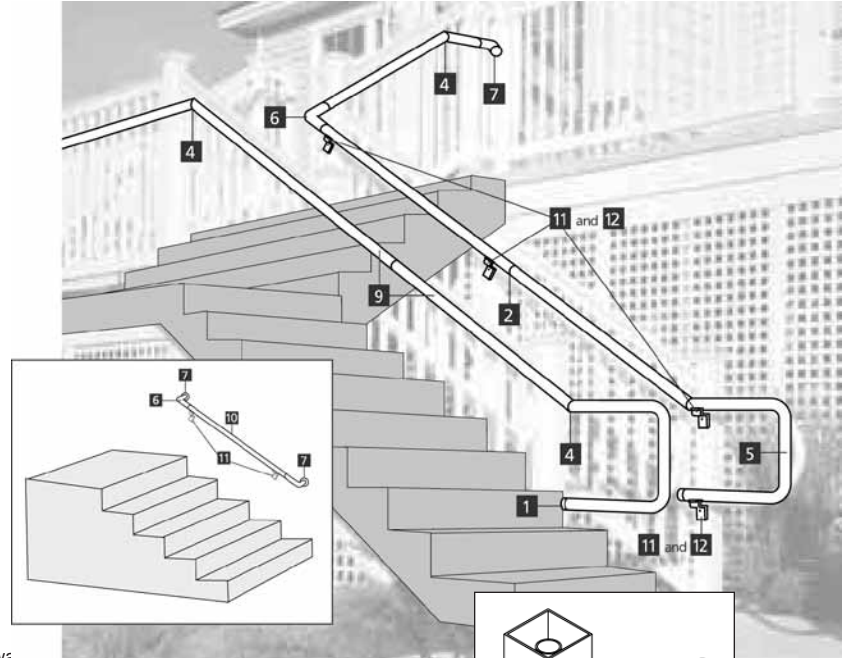
EverNew®

VINYL HANDRAIL COMPONENT SYSTEM

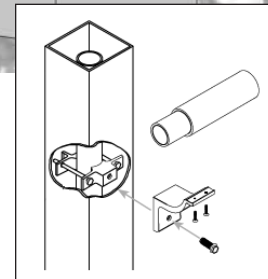
- Complies with ADA (Americans with Disabilities Act) requirements for grippable hand rails
- 1-1/2" diameter gripping area
- Continuous hand rail runs
- Safe for stair and ramp applications
- Aluminum reinforced construction reduces bowing and provides enduring strength
- Functional finishing touches: post and wall returns, end caps, return loops and a convenient straight joiner
- Unique adjustable internal joiner accommodates any transition – 0° to 90° bends
- Installs easily on site with no preformed fittings
- Ideal for use with EverNew railing systems
- Virtually maintenance free
- Lifetime limited warranty
- EZ Set bracket kit available for attachment to routed system

Components

- 1-1/2" diameter vinyl end cap
- Straight aluminum joiner
- Straight wall return (includes vinyl trim)
- Adjustable aluminum internal joiner
- 1-1/2" OD ADA 180° return loop
- 1-1/2" OD - 90° corner - includes two 3" aluminum joiners
- 1-1/2" OD - 90° wall return - includes 3" aluminum joiner
- 1-1/2" OD x 80" vinyl hand rail with aluminum insert
- 1-1/2" OD x 104" vinyl hand rail with aluminum insert
- 1-1/2" OD x 120" vinyl hand rail with aluminum insert
- Hand rail bracket assembly
- Hand rail EZ Post attach kit



Note: Hand rail depicted is not free standing and must be anchored to wall or guardrail using hand rail bracket assembly (E74028/E74029). Space a maximum of 6' on center and as close as possible to both sides of any joint. (ADA compliant at 6 foot spans)



11 and 12

CertainTeed 

COMPOSITE DECKING

COMPOSITE PLANK – TIMBERTECH

TIMBERTECH XLM DECKING

Engineered to provide unparalleled scratch and stain resistance for the ultimate in low-maintenance, carefree living

- No special tools required for cutting, no sledgehammer or pre-drilling required
- Maximum mildew resistance
- Available in 12', 16' and 20' lengths
- Two surface choices: Vertigrain™ or Flat Grain
- Grooved and solid planks available in SandRidge, RiverRock and Mountain Cedar




EARTHWOOD EVOLUTIONS™

It's all about innovation. Earthwood Evolutions takes scratch, stain and fade resistance to an entirely new level with warm, natural hardwood style and authentic, variegated color and graining. Capped with a fully protected poly shell that features TimberTech's exclusive HydrLock™ technology, the plank is practically impervious to the elements and everyday accidents endured by most decks. Earthwood Evolutions' 25-year Fade and Stain Warranty gives total peace of mind.

- Colors: Pacific Rosewood, Pacific Teak, Pacific Walnut
- Hardwood aesthetics with evolutionary performance
- Fully protective poly cap engineered to resist fading, scratches and stains
- Proprietary composite core
- Variegated color and Vertigrain™ surface that won't trap dirt or dust
- No visible screws when installed with CONCEALoc® hidden fasteners
- Color-matched screws when installed with TOPLoc™
- Spans a maximum of 16" on-center
- Available in Grooved 12', 16' and 20' lengths
- Available in Solid 16' and 20' lengths
- 25-year Fade and Stain Warranty




Solid Plank



Grooved Plank

TWINFINISH® CLASSIC AND NEW SQUARE EDGE

- Two surface textures – brushed and wood-grain
- Installs like traditional wood planks
- Highest quality material in the industry
- Will not sag like other alternative decking
- Spans 16" on center
- Available in 12', 16' and 20' lengths
- Available in Cedar, Grey and Redwood
- All colors available in grooved and solid plank



RAILING & ACCESSORIES – TIMBERTECH

BUILDERRAIL™ SYSTEM

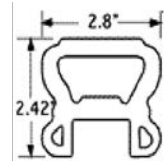
TimberTech's BuilderRail combines the rich look of black balusters with composite rails. The maintenance-free black metal balusters are galvanized and powder coated.



- Available in Cedar, Grey and Redwood
- BuilderRail steel balusters are stronger than aluminum balusters
- Easy installation – requires only a saw, drill and bit
- Sold in kits for added value and ease of ordering (Standard kits: 6' and 8' length in 36" rail height. Stair kits: 8' length in 36" rail height).
- Composite railing covered by a 25-year limited residential warranty; metal balusters covered by a 10-year limited residential warranty Available in Cedar, Grey, Redwood

ORNAMENTAL RAILING WITH SQUARE BALUSTERS

- Available in Cedar, Grey and Redwood
- Ornamental Railing Kit - 6' and 8'
- Ornamental Spindle Kit - 6' and 8'
- Solid Square Baluster Kit - 6' and 8'
- Installation Guide Included
- Fasteners and Pre-drilled Rails Included



ORNAMENTAL RAILING ACCESSORIES & TRIM

- Post Cover - 4' and 12'
- Post Caps - Flat Top, Stainless Steel Pyramid Top and Copper Pyramid Top
- 12' Solid Baluster
- Post Skirt



CONCEALOC HIDDEN FASTENERS

- Built-in spacing tab provides uniform 1/8" gapping
- Quick and easy installation from the top of the deck
- Long lasting stainless steel construction — 25-year warranty
- Coated brown to reduce visibility



RADIANCE RAIL™ SYSTEM

- Kits available in 6' and 8' sections in 36" rail height
- Sturdy, structural design does not rattle or squeak
- No exposed hardware provides a smooth finish
- Simple installation
- Post cap and post skirts highlight the lines of the post
- White, black and XLM colors



Colonial Spindle



Square Baluster



RAILING & ACCESSORIES – TIMBERTECH

RADIANCE RAIL® EXPRESS

It's all about speed. Proven quality. Affordable price. RadianceRail Express provides a high-quality capped wood composite railing system made from the same material as RadianceRail – and is available at a best-in-class value. RadianceRail Express combines proven durability with quick, intuitive installation.




- Colors: Coastal White
- Available in 36" and 42" heights
- Rail packs come in 6' or 8' sections that are pre-routed and include top rail, bottom rail and mounting hardware – Baluster packs come in 36" or 42" square profiles
- Routed baluster receiver for ease of installation – passing all code requirements
- Post covers are 4" x 4" and available in 39" and 8' sections
- Exposed color-matched mounting hardware and clean and simple post, cover, caps and skirts
- System can be installed at 45 degrees without unsightly overhangs on the post cover
- 25-year limited warranty for residential applications
- RadianceRail Express is compatible with DeckLites, TimberTech's deck lighting system
- For hidden fastening, the post sleeve, cover and skirt can be used with the RadianceRail system
- Solid profile

ACCESSORIES AND TRIM – TIMBERTECH

TWIN FASCIA BOARD

- Cedar, Grey and Redwood have a brushed finish on one side and TimberTech's VertiGrain finish on the other
- Whitesand color has one smooth side and one ribbed surface
- Available in 10" and 12" wide 12' lengths
- Available in TimberTech Cedar, Grey, Redwood and Whitesand



TWINRISER™

- Designed to trim your TimberTech deck and give it that finishing touch
- Cedar, Grey and Redwood have a VertiGrain surface on one side and a Brushed surface on the other
- Tropical Rosewood, Tropical Teak and Tropical Walnut have VertiGrain surface on one side, serrated surface on the other
- Can also be used as a fascia board for a 2" x 8" rim joist
- Actual dimensions 9/16" x 7-1/4"



PVC DECKING

AZEK DECKING – PROCELL TECHNOLOGY

AZEK DECK SYSTEMS*

- Solid core PVC technology provides superior stain resistance
 - Colorfast solutions from Americhem® for longer lasting, vibrant colors
 - Advanced UV inhibitors to prevent thermal breakdown and provide cooler surface temperatures
 - Embossed wood grain texture gives the classic look of stained wood
 - Insect and termite resistant
 - Environmentally friendly, contains no harmful chemicals
 - Stocked in Clay, Slate Grey, and Brownstone.
 - Boards available in 12', 16', 20'
- *Call for availability and current pricing



AZEK PORCH*

There's no doubt, any home's entryway takes a beating from foot traffic and weather. Now there's a durable, easy to clean solution, AZEK Porch, with the same quality and performance of AZEK Deck, both made with Procell™ technology.



AZEK Porch planks provide a low-maintenance surface that resists stains, moisture, mold/mildew, scuffs, scratching, fading ...and unlike materials containing polyethylene and wood fiber, AZEK Porch can be used in covered or uncovered areas.

Available in Brownstone and Slate Gray, our tongue and groove 1 x 4 planks install easily with traditional wood working tools.

*Call for availability and current pricing



RAILING & ACCESSORIES – AZEK

AZEK RAIL

AZEK® Rail offers the beauty and feel of real wood coupled with the high durability and low maintenance you expect from AZEK products. With three versatile styles and popular color selections, it is now easier than ever to find the perfect railing system to complement your deck or porch project.

AZEK Premier Rail is a classic Victorian style railing available in four popular colors and two new colors for 2010.

Colors include:

- White
- Brownstone (complements AZEK Deck)
- Clay (complements AZEK Deck)
- Slate Gray (complements AZEK Deck)
- Black - *NEW for 2010!*
- Kona - *NEW for 2010!*



AZEK Trademark Rail, a versatile Colonial style available in White, works well with any housing style.

AZEK Reserve Rail, available in White, is a generously sized railing offering a luxurious look and feel.



TREATED LUMBER

PROSELECT™ TREATED WOOD*

ProSelect treated wood with micronized copper offers more options for painting and staining in a product that is more sensitive to the environment. This advance in the product category is a reflection of both a growing consumer concern for the environment and a marked preference from do-it-yourselfers and contractors for more color options, greater visual appeal and impact.



- **Less Corrosive:** ProSelect is approved for aluminum contact.
- **Better Ability to Hold Paint and Stain:** ProSelect's process promotes greater adherence from a wide range of stains and paints to be used, creating more design options for both building and landscaping projects.
- **Lighter "Natural" Color:** Unlike the unsightly greenish-brown color of most treated lumber, ProSelect micronized treated wood has a lighter, natural hue.
- **Environmentally Friendlier:** Our process contains 30% less copper than many commonly used treatments for pressure treated wood.

*Call for size, availability, and current pricing

