

Automotive Manuals

Chevrolet Service and Shop Manuals

Factory manuals that give all the information you'll need for servicing your Camaro. Each shop manual includes procedures for maintenance and adjustments, minor service operations, removal and installation of components and a wealth of General Motors service operations techniques. If there is one book devoted to the care of your Camaro, this is the one! Some manuals include the entire Chevrolet line (excluding Corvette). Whether you own a Camaro or another Chevrolet model, these manuals will supply the important and pertinent information for correct maintenance procedures. Written by General Motors. A must for any Camaro owner.

OWNET.
Note: Some books include overhaul, electrical and Fisher body information. See listing for availability.



L2267	1967	29.99	ea
L2268	1968	29.99	ea
L2269	1969	29.99	ea
L2270	1970	29.99	ea
L2270S	1970	19.99	ea
L2271	1971	29.99	ea
L2272	1972	29.99	ea
L2273	1973	129.99	set
L2274	1974	119.99	set
L2275	1975	119.99	set
L2276	1976	131.99	set
L2277	1977	131.99	set
L2278	1978	225.99	set
L2279	1979	131.99	set
L2280	1980	131.99	set
L2281	1981	131.99	set
L2282	1982	119.99	set
L2283	1983	119.99	set
L2284	1984	131.99	ea
L2285	1985	318.99	set
L2286	1986	129.99	set
L2287	1987	129.99	set
L2288	1988	219.99	set
L2289	1989	263.99	set
L2290	1990	159.99	ea
L2291	1991	237.99	set
L2292	1992	175.99	ea
L2293	1993	159.99	set
L2294	1994	175.99	ea
L2295	1995	230.99	ea
L2296	1996	208.99	ea
L2297	1997	275.99	ea
L2298	1998	208.99	ea
L2299	1999	208.99	ea
L2300	2000	275.99	ea
L2301	2001	225.99	ea
L2302	2002	225.99	ea
L02CD	2002	522.99	set


The Ultimate Body Manual for Camaro

Covers every essential body component and much more!

Fisher Body Manuals

All Fisher body manuals have the complete information on the essential removal, installation and adjustment procedures for servicing each year Camaro. Information includes interior trim cleaning, headlining, stationary glass, door panels, rear seat shelf, convertible top, electrical and more. This manual covers the most essential information pertaining to the body. Unlike the shop manual, you'll find unique information, illustrations, and other information found nowhere else. We recommend this manual for any Chevrolet owner who intends to keep and maintain their vehicle.

Note: This book covers the body aspect of the vehicle. For mechanical operations, see the Chevrolet Service/Shop Manual.



L2367	1967	24.99	ea
L2368	1968	24.99	ea
L2369	1969	24.99	ea
L2370	1970	24.99	ea
L2370S	1970	12.99	ea
L2371	1971	24.99	ea
L2372	1972	24.99	ea
L2373	1973	109.99	ea
L2374	1974	118.99	ea
L2376	1976	142.99	ea
L2378	1978	129.99	ea
L2379	1979	153.99	ea
L2380	1980	39.99	ea
L2381	1981	39.99	ea

Automotive Manuals



1967-69 Chassis Service, Fisher Body and Assembly Manual Kits

This three-volume kit includes the most desirable manuals required to completely rebuild, assemble or restore your 1967-69 Chevrolet F-body. Both enthusiasts and professionals alike, will find answers to just about any technical question in one or all three of these manuals. The Chassis Service manual contains information regarding maintenance and adjustment, minor service operations and the removal and installation of the mechanical parts of the car. The Fisher Body manual includes information on body panels, electrical, stationary glass, convertible tops, headlining and much more! The assembly manual is a duplicate of the original technical assistance/reference guide which was used by the original GM assembly line personnel when the cars were being built. The information is extremely detailed and includes exploded views of many different areas of the vehicle including original part numbers (which may have changed due to replacement numerical assignments). This kit is an absolute must for all 1967-69 Camaros owners! Each manual also available separately.

Note: Discount exempt.

RK967 1967	67.99 kit
RK968 1968	67.99 kit
RK969 1969	67.99 kit


Camaro Assembly Manuals

The most informative and comprehensive book available on the assembly of Camaro models.

Each manual is a direct duplication of the original assembly manual actually used on the assembly line when the Camaro was being built. Each manual includes detailed assembly information and exploded views on each and every major component. Also


includes exploded views of different sections of the car including interior and exterior parts. Each page includes parts numbered with the original part numbers for reference along with special factory notations describing the assembly of the vehicle. The early 1967-69 assembly manuals are perfect bound! Available for years listed below!

L1067 1967	19.99 ea
L1068 1968	19.99 ea
L1069 1969	19.99 ea
L1070 1970	19.99 ea
L1071 1971	19.99 ea
L1072 1972	19.99 ea
L1073 1973	19.99 ea
L1074 1974	19.99 ea
L1075 1975	19.99 ea
L1076 1976	19.99 ea
L1077 1977	19.99 ea
L1078 1978	19.99 ea
L1079 1979	19.99 ea
L1080 1980	19.99 ea
L1081 1981	19.99 ea



Factory Shop Manuals on CD Rom

The information provided on each CD-ROM includes virtually all the information you'll find in a factory shop manual. This unique concept gives you the ability to view on your personal computer, complete factory technical information on the make and model of your vehicle. You can print out just that portion of the manual that's needed, or go to the index and type in the part that you're trying to locate. If several manuals are required for a particular make and model, all are supplied on a single CD for your convenience.



1967 Chevrolet Shop/Body/Overhaul Manual

Features 1967 Chevrolet Camaro, Corvette, Chevy II, Impala, Biscayne, Bel Air and Chevelle models. Includes 1967 Chassis Service manual, 1967 Chassis Overhaul manual, 1967 Fisher Body manual and 1964-72 Parts and Accessories information.

CDC6700 1967..... 49.99 ea

1968 Chevrolet Shop/Body/Overhaul Manual

Features 1968 Chevrolet Camaro, Corvette, Chevy II, Impala, Biscayne, Bel Air and Chevelle models. Includes 1968 Chassis Service manual, 1968 Chassis Overhaul manual, 1968 Fisher Body manual and 1964-72 Parts and Accessories information.

CDC6800 1968..... 49.99 ea

1969 Chevrolet Shop/Body/Overhaul Manual

Features 1969 Chevrolet Camaro, Corvette, Chevy II, Nova, Impala, Biscayne, Bel Air and Chevelle models. Includes 1969 Chassis Service manual, 1969 Chassis Overhaul manual, 1969 Fisher Body manual and 1964-72 Parts and Accessories information.

CDC6900 1969..... 49.99 ea

1970 Chevrolet Shop/Body/Overhaul Manual

Features 1970 Chevrolet Camaro, Corvette, Chevy II, Nova, Impala, Biscayne, Bel Air, Monte Carlo and Chevelle models. Includes 1970 Chassis Service manual, 1970 Chassis Overhaul manual, 1970 Fisher Body manual and 1964-72 Parts and Accessories information.

CDC7000 1970..... 49.99 ea

1971 Chevrolet Shop/Body/Overhaul Manual

Features 1971 Chevrolet Camaro, Corvette, Chevy II, Nova, Impala, Biscayne, Bel Air, Monte Carlo and Chevelle models. Includes 1971 Chassis Service manual, 1971 Chassis Overhaul manual, 1971 Fisher Body manual and 1964-72 Parts and Accessories information.

CDC7100 1971..... 49.99 ea

1972 Chevrolet Shop/Body/Overhaul Manual

Features 1972 Chevrolet Camaro, Corvette, Chevy II, Nova, Impala, Biscayne, Bel Air, Monte Carlo and Chevelle models. Includes 1972 Chassis Service manual, 1972 Chassis Overhaul manual, 1972 Fisher Body manual and 1964-72 Parts and Accessories information.

CDC7200 1972..... 49.99 ea



Camaro Owner's Manuals

1967-73 manuals are excellent reprints of the originals using exact colors, paper and printing techniques. The 1974-2002 manuals are printed by the same manufacturer GM uses.

L1967 1967	8.99 ea
L1968 1968	9.99 ea
L1969 1969	9.99 ea
L1970 1970	9.99 ea
L1971 1971	9.99 ea
L1972 1972	9.99 ea
L1973 1973	9.99 ea
L1974 1974	9.99 ea
L1975 1975	9.99 ea
L1976 1976	9.99 ea
L1977 1977	9.99 ea
L1978 1978	9.99 ea
L1979 1979	9.99 ea
L1980 1980	9.99 ea
L1981 1981	37.99 ea
L1982 1982	37.99 ea
L1984 1984	44.99 ea
L1985 1985	37.99 ea
L1985A 1985	Berlinetta supplement 37.99 set
L1987 1987	37.99 ea
L1988 1988	37.99 ea
L1988S 1988	Camaro conv. supplement 37.99 ea
L1989 1989	37.99 ea
L1990 1990	owners portfolio w/cassette 37.99 set
L1990A 1990	owners portfolio w/cassette 56.99 set
L1991 1991	37.99 ea
L1991A 1991	owners portfolio w/cassette 56.99 set
L1992 1992	37.99 ea
L1992A 1992	owners portfolio w/cassette 56.99 set
L1993 1993	owners portfolio w/cassette 56.99 set
L1993A 1993	owners portfolio w/CD 56.99 set
L1993B 1993	37.99 ea
L1994 1994	37.99 ea
L1994A 1994	owners portfolio w/cassette 56.99 set
L1995 1995	37.99 ea
L1995A 1995	owners manual portfolio 56.99 set
L1996 1996	37.99 ea
L1996A 1996	owners manual portfolio 56.99 set
L1997 1997	37.99 ea
L1997A 1997	owners manual portfolio 56.99 set
L1998 1998	44.99 ea
L1998A 1998	owners manual portfolio 62.99 set
L1999 1999	44.99 ea
L1999A 1999	owners manual portfolio 62.99 set
L2000A 2000	44.99 ea
L2000B 2000	owners manual portfolio 62.99 set
L2001A 2001	44.99 ea
L2001B 2001	owners manual portfolio 62.99 set
L2002A 2002	44.99 ea
L2002B 2002	owners manual portfolio 62.99 set



1967-69 Owners Manual Storage Bag


Quality reproduction of the original-type plastic bag used to store the Owners Manual in the glove box.

L19A 1967-68	3.99 ea
L19B 1969	3.99 ea

Automotive Literature

1967-81 Camaro Repair Manual

The name Chilton is synonymous with detailed automotive repair and this version is no different. This repair manual covers the complete line of 1st and 2nd generation Camaro. Includes heavily detailed information on just about all aspects of engine maintenance and repair, tune ups, lube and filters, electrical, troubleshooting, computers, cooling, suspension and more! The Chilton manuals are well-respected and used by some of the top mechanics for basic Camaro maintenance, service and repair.



L.576 31.99 ea

Chiltons 1982-92 Camaro Book


Everything you ever wanted to know about hands-on repair for the Camaro owner. Covers electrical and fuel, to suspension and cooling systems. Covers all aspects of performance including all the various models. A must for 3rd generation Camaro owners.



L.577 31.99 ea

Chiltons 1993-98 Camaro Book


Everything you ever wanted to know about hands-on repair for the Camaro owner. Covers electrical and fuel, to suspension and cooling systems. Covers all aspects of performance including all the various models. A must for 4th generation Camaro owners.



L.362 31.99 ea

1970-81 Chevrolet Camaro


This manual is written by Haynes for the "do-it-yourselfer" who wants to do the work and maintain the vehicle without expensive repair shop prices. This book includes virtually all aspects of maintenance including engine, cooling system, fuel and exhaust, ignition, transmission, driveline, brakes, suspension, body, wiring and more! Includes step-by-step procedures linked to hundreds of easy to follow photos. Detailed wiring diagrams and color spark plug diagnosis are just a few of the features in this comprehensive manual. 368 pages, softbound.



L.563 26.99 ea

1982-92 Camaro Repair Manual

This manual includes detailed maintenance and repair information on the 3rd generation Camaro including Berlifletta and Z-28 models. Includes step-by-step procedures linked to hundreds of easy to follow photos. Detailed wiring diagrams and color spark plug diagnosis are just a few of the features in this comprehensive manual. 340 pages, softbound.




L.562 26.99 ea

1993-02 Camaro and Firebird Repair

This manual by Haynes is written to provide information for maintenance procedures and service operations on all 4th generation Camaro and Firebird models. Includes step by step instructions, illustrations, photos, detailed wiring diagrams and a color spark plug chart.



L.232 26.99 ea

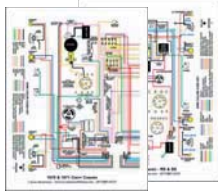


1967-73 Camaro Wiring Diagrams

Make it easy to replace your wiring with Classic Industries' complete wiring diagrams for your early Camaro. All general information and specifications are listed to help assist you when replacing your wiring. Diagrams cover the basic schematic information on your underdash harness, engine harness, front light harness, tail lamp harness and other various wiring depending on your year and model.

Note: If you have a 1967-69 Rally Sport and require diagrams on the headlight system and console gauges, you'll need to purchase the Rally Sport wiring diagram #L83. The information is not included in the general wiring diagrams listed below.

L.3467	1967	6.99 ea
L.3468	1968	6.99 ea
L.3469	1969	6.99 ea
L.3470	1970	6.99 ea
L.3471	1971	6.99 ea
L.3472	1972	6.99 ea
L.3473	1973	6.99 ea



1967-77 Color Wiring Diagrams

If you are tired of trying to read and decipher black and white wiring diagrams out of your old shop manual, we have a solution! Each of these all new wiring diagram documents include two, 8-1/2" x 11" full color drawings with the dash to rear lights on one side and the dash to the engine compartment on the other. All information and color coding of wires are from the original shop and service manuals. Each is laminated back to back in heavy plastic (no more grease smudges) for durability and ease of use. These diagrams are just what you need when working on your wiring. You can re-wire your classic Camaro the easy way...in color!


14261	1967	std and RS	19.99 ea
14262	1968	std and RS	19.99 ea
14263	1969	std and RS	19.99 ea
14264	1970-71	std and RS	19.99 ea
14268	1972		19.99 ea
14269	1973		19.99 ea
14270	1974		19.99 ea
14271	1975		19.99 ea
14272	1976		19.99 ea
14273	1977		19.99 ea

Automotive Literature

1967-69 Camaro Rally Sport Headlight and Console Wiring Diagram

This is the first and only informative wiring diagram manual available for the RS headlight and console gauge cluster for the 1967-69 Camaro models. Clear and complete diagram will help you piece together all wires necessary for complete installation.


L83 6.99 ea



The Camaro Restoration Handbook

This exciting Camaro handbook includes ground up or sectional restoration tips and techniques for 1967 thru 1981 Camaro models. Chapters include disassembly, brakes, suspension, body repair, electrical, interiors, driveline, engine detailing, paint tips, assembly and body details. Other chapters cover choosing the right project car, repairing "hot rod" damage, wiring and convertible or vinyl roof repair are also covered in detail! Softbound, 8-1/2" x 11", 192 pages, 500 b&w photos, 50 illustrations.

L268 23.99 ea



1967-69 Camaro Restoration Guide

The ultimate book of knowledge to correctly restore your first generation Camaro to its original factory specs! Hundreds of photographs aid in parts identification and correct assembly of your Camaro's engine, chassis, body sheet metal, interior and exterior colors and trim, electrical system, wheels and tires, decals and more. Softbound, 8-1/4" x 10-5/8", 288 pages, 300 b&w illustrations.


L642 34.99 ea



How to Restore Your Camaro

This book includes many helpful tips for the novice restorer. Just about all aspects are covered, including interior replacement of door panels, carpet, upholstery, dash pads, etc. and exterior replacement of body panels, subframe, moldings, weatherstrip and much more. You'll find eight fully-illustrated chapters covering each step of total restoration including, planning, disassembly of engine and drivetrain, paint and body repair, suspension, interior and more! Softbound, 8-3/4" x 10-3/4", 120 pages, 300 illustrations.

L95 14.95 ea



Camaro White Book 1967-2011

The Camaro White Book lists facts, numbers, interior and exterior component codes, color and option quantities and more. This is not a collection of reprinted inaccurate old data charts. This book is "start-from-scratch," thoroughly researched, professionally-illustrated and beautifully printed and bound. The Camaro White book puts phenomenal expertise at the fingertips of the enthusiast. Expertise that can be invaluable in buying, selling, or restoring your Camaro. Softbound, 160 pages, 75 B&W photos, 4-3/8" x 9-1/8"



L133 19.99 ea



The Definitive 1969 Camaro Z/28-SS396 Fact Book

This fact book takes most other books on the subject one step further and offers greatly detailed information on subjects such as Muncie 4-speed transmissions, correct identification on the Turbo 400 transmission, an in-depth look at the manufacturers statement of origin (MSO), learn what they are and what they mean, Camaro broadcast sheets (learn how to decode them), also includes a Camaro trim index including a wealth of information! 235 pages.

L285C 4th edition 29.99 ea



1967-69 Camaro Illustrated Facts Book

Great information on stripes, emblems, security features, interior styles, Rally Sport, Z-28 and SS Camaro options. Also includes information on power teams transmissions, specifications and more.

L31	1967	27 pages.....	7.99 ea
L32	1968	32 pages.....	7.99 ea
L33	1969	32 pages.....	7.99 ea

Restore Your Camaro Interior Video

Produced by Classic Industries®

An interior restoration can be tricky, especially if you haven't done it before. The video details the replacement of original-style upholstery, deluxe door panels, padded dash, dash-carrier assembly, carpet and other interior parts. This interior restoration video offers a detailed look into the in's and out's of a 1967 Rally Sport Camaro convertible interior installation. Get the most comprehensive and informative video totally dedicated to the 1st generation Camaro interior. VHS format. Approx. 60 minutes.

VHS6018 14.99 ea



Convertible Top Manuals

Covers the car and operations of all GM convertibles for years listed. Includes information on raising and lowering the top, cleaning the top, top boot installation and care of rear windows. Excellent manual for all convertible tops.


SF107	1967.....	9.99 ea
SF106	1968.....	9.99 ea

Automotive Literature

The Camaro Recognition Guide Volume I: 1967-69

This book 240 page book contains information on options, original pricing, engine codes and very valuable information of the Protect-O-Plate which offers a complete guide on how to "break it down" and find out for sure where your Camaro was built, what colors were originally installed in your interior, what date it was built and more.

L280 29.99 ea



302 The Definitive 1967-1968 Camaro Z/28 Fact Book

This 148 page book includes complete 1967 Camaro tri-ang information. Complete Protect-O-Plate information for both 1967 and 1968 Z/28s. If you're looking for information on part numbers, body codes & vehicle identification numbers, this is the book for you!

L269 3rd edition 29.99 ea



Camaro Salesroom Brochures

Reproduction of the original dealer salesroom brochures including full-color pictures, option guides, interior and exterior color guides and more. This factory-approved reproduction is a must for all Camaro enthusiasts. Now available for 1967-70 Camaro models.

L71	1967	9.99 ea
L70	1968	9.99 ea
L69	1969	9.99 ea
L73	1970	9.99 ea
L76	1971	9.99 ea
L77	1972	9.99 ea
L78	1973	9.99 ea
L79	1974	9.99 ea
L22	1976	9.99 ea
L23	1977	9.99 ea



Camaro Parts Interchange

This book details all first generation 1967-1969 vehicles and years that used the same original part as well as those using a part that will fit and function as the original did, including parts ID by number and description.

L364 29.99 ea



Super Sport Sales Brochure

These reprinted Chevrolet high-performance sales brochures feature iconic classics. This reproduced factory sales literature describes various appearance details, engine and transmission features, extra-cost options and custom features offered originally.

L6917 1967 9.99 ea
L6919 1969 9.99 ea



Camaro Color Illustrated Custom Featured Accessories

Inside you will find all the options listed for each year including fully-illustrated color pictures.

L155	1967	9.99 ea
L156	1968	9.99 ea
L157	1969	9.99 ea



Classic Camaro

This step-by-step, user friendly guide walks you through best practices for keeping a 1967-81 Camaro in pristine condition. This book includes more than 25 fully illustrated how-to projects on repairs maintenance, upgrades and minor restoration. Paperback, 176 pages, 8-1/4" x 5-1/4".


L1564 21.99 ea



Road & Track 1993-2002 Camaro & Firebird Portfolio

Each portfolio includes road tests, model introductions, comparisons, performance data, long-term reports, specifications & owner surveys. Softbound, 8" x 10-3/4", 136 pages.


L958 19.99 ea



The Camaro Restorer's Guide

A wealth of data and information on first generation 1967-1969 Camaro models that describes and documents every part and component, from the bodies and interiors, to the engines and drivetrains. Hardbound, 9" x 12", 128 pages.


L904 37.99 ea



Camaro

Take a look back at the Camaro from its introduction in 1967 up through the modern era. The author examines the evolution and development of four generations of Camaro models, including research and development, manufacturing and marketing. He reveals the changing body styles of Z/28s, 350s, SS396, Berger, Yeako, LT-1 and IROC-Z Camaro models. Rounding out Camaro's legendary history is coverage of its involvement and successes in racing. Paperback, 10" x 10", 156 pages, 90 color, 50 b/w photos.


L3736 24.99 ea



Camaro


A photo salute to Chevrolet's longest-lived muscle car. Special emphasis is placed on 1967-73 models and the factory specials. Softbound, 8-1/4" x 9", 96 pages, 80 color illustrations.

L711 15.99 ea



Camaro Ads

Take a nostalgic journey back to the beginning of the Camaro. See the very first Camaro ads as they appeared in magazines back in 1967. Then follow the evolution of the "Hugger" right on up to the latest Z28 supercars. This unbelievable CD-ROM collection of almost every (over 150!) Camaro ads released by Chevrolet will fascinate you for hours! CD-ROM. CD1008 19.99 ea



Automotive Literature

Muscle Car History: Camaro

This book has captured the true spirit of Camaro. From the original form of the car, then called "the Panther" in its pre-released form, stalking and catching the Mustang from 1967-69, into the smog-laden period of the "gas crunch" 70s, moving into the performance-oriented 3rd generation of the 80s and finally into the modernized, world-stunning 4th generation of the 90s (starting in 1993). Softbound, 128 pages, 8" x 11".

L116 24.99 ea

Camaro Muscle Portfolio

Fully-illustrated articles from the world's leading automotive magazines deliver the information you're looking for. The book contains road tests, driving impressions, specs, technical data, new model reports and comparison tests. Softbound, 8" x 10-3/4", approx. 100 pages, 180 illustrations.

L596 24.99 ea

Factory Papers: Camaro




Inside the Factory Papers book you'll find copies of original drawings and diagrams, pre-production photos, press briefs, early exploratory designs and scores of other primary factory documents. 125 pages.

L6782 33.99 ea

Camaro Forty Years

This book follows Chevy's efforts to come up with a car that could out-muscle the Mustang. The Camaro was that car, and in the years since its debut, it has set some of the most important performance marks in American automotive history! Sftbnd. 336 pgs, 10-1/2" x 12".

L951 49.99 ea



Camaro Chevy's Chassis

Originally printed in 1980, it was, at that time, the only real book that a Camaro enthusiast could obtain on the subject of Camaro. It includes 1125 photographs and 320 pages packed with information about 1967-81 Camaro models. Hardbound. L13 49.99 ea


Camaro Book

This full color book provides the complete story behind the car conceived to steal a share of the Ford Mustang market. From the affordable, super-handling and (most importantly) fast SS-350 launched in 1967, to the high-tech 2000 Camaro models. Hardbound, 10" x 10", 156 pages - 125 color and 40 black and white. L161 34.99 ea



Camaro Photo Archive

Travel through the history of Chevy's premier pony car in this collection of photographs of 1967-2000 Chevrolet Camaro models. Captions describe the featured vehicle and add interesting and significant information such as production figures, options, and pertinent race results. Sftbnd. 128 pages, 8" x 10". L260 14.99 ea




The Camaro Anthology

This photo safari through the world of the Camaro contains hundreds of photos, hundreds of graphics, videos, ads etc. to guide your tour, starting with their introduction in 1967, to the latest and greatest 2001 supercars. CD-ROM. CD1007 29.99 ea

Camaro Exposed: 1967-69


Camaro Exposed reproduces the original ads used to promote these ultra-potent Camaro models and their racing conquests. With first-hand interviews and unpublished photos, this book is a great research tool and a terrific gift. Over 175 pages and more than 175 b&w photos. 7-7/8" x 10-3/8".

L101 29.99 ea



Classic Camaro Restoration

Hundreds of how-to restoration techniques for owners of pre-1982 classic Camaro models. Information will teach you bolt-on performance tips, vinyl top replacement, how to reupholster bucket seats, how to bring a sixties small-block up-to-date, and more. Sftbd., 8-1/2" x 11", 172 pgs. L964 18.99 ea



Collector's Originality Guide: Chevrolet Camaro 1970-1981

This book provides expert, detailed, and complete information on every Camaro model produced between 1970 and 1981. The guide identifies the correct parts, finishes, options, and trim pieces for each of these second-generation models and covers the full range of engine options. Hardbound, 144 pgs.

L966 37.99 ea



Camaro: A Legend Reborn

This book takes you deep inside the machine known as General Motors with unfettered access to the people and events that shaped the new Camaro. This book offers a clear portrait of not only the car from its infancy, but those who were responsible for nurturing its development. Hardbound, 144 pages. 9" x 12". L1026 29.99 ea



2X4 Cross Ram Manual

This useful publication provides general information on procedures that can be extremely useful when servicing and tuning your engine. L2389 17.99 ea



Engine Manuals

Catalog of Chevy V8 Engine Casting Numbers 1955-93

Complete guide to all 1955-93 Chevy V8s. Coverage includes block, heads, crankshaft, intake and exhaust manifolds, carburetor, fuel pump, water pump, generator/alternator and EGR valve. Softbound, 8-1/2" x 11", 212 pages, 141 bw illus.

L110 24.99 ea

How To Build Chevy Small Blocks On A Budget

Know the ins and outs of building serious horsepower small block Chevy engines on a budget. Included are details of factory part numbers, easy do-it-yourself cylinder head modifications, inexpensive but effective aftermarket parts, etc. 144 pages, 300 bw illus.

L857 19.99 ea

How to Rebuild Your Big Block

Comprehensive book giving excellent information on how to remove engine, tear down and inspect for wear, recondition, assemble and install. How to identify each part. Includes casting numbers and specifications. Covers all years of passenger cars and trucks. 396, 400, 402, 427 and 454. 160 pages, softbound.

L41 21.99 ea

How to Rebuild the Small Block

This book covers virtually every small block engine. Includes easy step-by-step approach, helps avoid costly and time-consuming mistakes, select the right parts, master mechanical tips and the ins and outs of quality machine work. Softbound, 146 pages, 100 illustrations.

L278 19.99 ea

Chevy 302 & 327 Engines

This book covers bolt-ons, tuning tips and power secrets for the engines of the 60s and 70s. Over 20 reprinted articles, each filled with great tips to hype your horsepower for street or strip. 8" x 10-3/4", 100 pgs., 80 ill.

L179 19.99 ea



Big Block Chevy Buildups

This step-by-step guide to big block Chevy engine buildups covers everything from budget engine projects for mid street performance, to all-out race motors for dragstrip action. Bolt-on modifications, engine block prep, cylinder heads, intake and exhaust systems, dyno-tested combinations and more. 8-1/2" x 10-7/8", 192 pages.

L1484 21.99 ea

How to Rebuild The Small Block

This is an excellent book that will give you great information on rebuilding your small block engine. You'll get some of the greatest information on all procedures required to bring your Chevy engine back to its original condition. How to remove the engine, inspect for wear, strip, recondition, assemble, install and tune up. Softbound, 8-1/2" x 11", 168 pages, 416 illustrations.

L20 23.99 ea

Rebuilding the Small Block Chevy Step-by-Step Videobook

This is a step-by-step Workbench Book and DVD combination that shows you how to build a street or racing small-block Chevy. Detailed sections show how to disassemble a used engine, inspect for signs of damage, select replacement parts, check critical component fit and much more! 160 pages, softbound.

L6611 29.99 ea

Chevrolet 396 & 427 Engines


Everything you always wanted to know about Chevrolet's big block engines can be found in this book. Learn about all aspects of 396 and 427 engines. 8" x 10-1/2", 100 pages, 180 illustrations.

L351 19.99 ea

Chevy Small Block Heads

This book features airflow basics, extensive flow bench tests (using the Superflow 600 bench), information on production and aftermarket heads, rebuilding and assembly instruction, and basic porting techniques. 8-1/2" x 11", 144 pages, 300 color photos.

L920 24.99 ea



High-Performance Small-Block Cams & Valvetrains

This book covers rocker arms, lifters, valves, valve springs, retainers, guide plates, push rods and cam drives, as well as detailed information on how to degree a cam and choose the proper cam for your application. 144 pages, softbound.

L193 19.99 ea

Chevy Engine Overhaul Manual

This Haynes manual includes information on engine identification, tools and equipment, diagnosis, cylinder-head servicing, engine removal and installation, step-by-step procedures, tips from professionals, performance and economy modifications and more! Softbound. Approximately 275 pages.

L565 26.99 ea

Chevy Special Equipment Manual: High Performance Parts and Modifications

This is the last of the "truck" high performance parts and modifications manuals available for early Chevrolet high performance engines. Includes part numbers and good general information on many of the original GM high performance parts and special factory tricks. 55 pages.

L38 14.99 ea

How to Hot Rod A Big Block


Full coverage is included to show and explain what it takes to blueprint an engine to the exact specifications which will provide the best performance. Lots of photos and illustrations will help make your task easier. Softbound, 162 pages, 8-1/2" x 11".

L75 21.99 ea

How To Build Big Inch Chevy Small Blocks

By building a big-cube small block, you can have all the torque and horsepower of a big block without all the weight expense and effort. This 128 page book guides you in selecting the best OEM and aftermarket parts to construct your big-inch small block.

L916 19.99 ea



Engine Manuals

How to Rebuild Any Engine

This book covers engine rebuild in over 400 color photos of step-by-step instruction. Subjects covered include preparation and tool requirements, engine removal, engine disassembly, machine work and clean-up, short-block assembly, final engine assembly, installation, start-up and break-in. Softbound, 8-1/2" x 11" 144 pages.

L983

24.99 ea



Ignition Systems

This book leads you through the various components, systems and sub systems, explaining the theory behind the operation and how the parts work with each other to achieve the ultimate goal of efficient combustion.

Coils, wires, spark plugs, distributors, magnetos, inductive systems, CD ignitions, multiple-spark systems, computer ignition controls and rev limiters are all covered. 8-1/2" x 11", 128 pages, 250 b/w photos.

L851

19.99 ea



Small Block Interchange

Cataloging all 1968 to 2000 small block Chevy engines, this manual includes more than 25,000 part numbers, specs, dates and technical details on engine blocks, heads, valves, crankshafts, camshafts, pistons, manifolds, ignition systems and more. Softbound, 176 pages.

L1024

24.99 ea



How to Rebuild Big Block

This book covers engine rebuilding with more than 450 color photos and step-by-step instruction. Subjects covered include the history of the big-block Chevy, preparation and tool requirements, engine removal and tear down, first inspection, parts, machine work and clean-up, final engine assembly and start-up. 8-1/2" x 11", 144 pgs. Softbound.

L1020

24.99 ea




Chevy Monster Big Blocks

The golden age for American engines must be from the mid-'50s when the small block Chevy made its debut - to the early '70s when emission controls brought an end to the muscular era. The three major manufacturers - GM, Ford & Chrysler each supported at least one big block and one small block engine during this period which subsequently went on to become legends. Softbound, 132 pages.

L990

19.99 ea



Chevy Small Block Interchange

In production for over 40 years, nearly every Chevrolet is powered by this engine. It is the favorite of backyard-mechanics and performance-enthusiasts alike. You will love this invaluable text packed with photos and detailed information. Softbound, 8-1/4" x 10-1/2", 221 illustrations.

L222

19.99 ea




How to Rebuild Chevy LT1/LT4

Step-by-step procedures on how to rebuild your Gen II small block back to factory, smog-legal specifications. Sections covered include disassembly, cleaning and inspection, reconditioning the block, crank, pistons and rods, cylinder-head reconditioning, gaskets and seals, balancing engine installation, casting numbers and much more. 8-1/2" x 10-7/8", 192 pages.

L1393

23.99 ea



How To Swap GM LS Engines

Includes complete specs, and detailed information so you can select and fit an LS engine. A section on mounting kits, explaining how to install these engines into a variety of cars using readily available motor mount kits, universal engine mounts, or fabricated mounts. 144 pgs. softbound.

L1021

24.99 ea



Building the Chevy LS Engine

This engine rebuilding and modification guide includes sections on history engine specs, disassembly, cylinder block and bottom end reconditioning, cylinder heads and valvetrain reconditioning, balancing step-by-step engine assembly, torque values, and OEM part numbers.

L1359

21.99 ea



Chevy LS Engine Conversion Handbook

This detailed guide walks you through the process of installing GM's popular LSx-series small-block engine into just about any vehicle. This guide includes an overview of the GM LSx series engine, technical details on swapping transmissions, drivetrain, fuel system, wiring and ECU, exhaust and installation. If you're pulling an LS swap, you need this handbook.

L1566

23.99 ea



LS1 Engine Installation

This useful publication provides general information on components and procedures that can be extremely useful when installing or servicing LS1 engines. Topics include installation notes, support systems, electronic engine controls, recommended accessories, parts lists and engine specs. Softbound, 36 pages.

G11810

18.99 ea




Chevy LS1/LS6 Performance

A complete performance guide for Chevrolet's newest generation LS1 and LS6 small block Chevy engines. Includes sections on bolt-ons, cylinder heads, intake manifolds, camshafts and valve train, fuel-injection, block-prep, final assembly, exhaust and forced induction. 192 pages Size: 8-1/2" x 11".

L1407

23.99 ea




Chevy LS1/LS6 V8s

Covered is everything you need to know about these engines, including the difficult engine removal and installation, simple engine bolt-ons, electronic controls for the Generation III engine and detailed engine builds at four different power levels. 160 pages, 600 b/w photos.

L862


24.99 ea



Carburetor Manuals

Holley Carbs & Manifolds

High performance and stock replacement on Holleys, plus Holley manifolds. Included are how they work, basic principles, air and fuel requirements, selection and sizing, installation direction, repair and much more. 8-1/2" x 11", 208 pgs, 1000 illus. L40 21.99 ea



Carter/Edelbrock Carburetors

This book contains photos, illustrations and diagrams, covering rebuilding, tuning and modifying Carter and Edelbrock carburetors. Also features history on the Carter company as well as the development of the AFB and the AVS since the purchase by Edelbrock. 136 pages, softbound. L433 24.99 ea




Holley Carburetor Handbook

This handbook covers the fuel inlet system, idle system, main metering system, power system, accelerator pump system, secondary system, choke system, metering blocks, repair and adjustment and more! Softbound, 6" x 9", 80 pages. L559 14.99 ea




Rochester Carburetors

Here's the definitive book on selecting, installing, tuning and modifying conventional and electronic Rochester carburetors. Also details design, operation and performance modifications of current microcomputer controlled models. Includes comprehensive coverage of Quadrajet design and service from early to electronic models. Softbound, 176 pages. L191 23.99 ea




Super Tuning and Modifying Holley Carburetors

Shows how to select, install, tune and modify all popular Holley performance 4-barrel models. This comprehensive manual tells virtually everything you'll ever need to know about the legendary Holley carburetor. 8-1/2" x 11", 144 pages, over 300 photos. L808 19.99 ea




Holley Carburetor Manual

Information includes carburetor identification, basic troubleshooting, diagnostic checks for computer controlled carburetors, on-vehicle tuning and adjustments, step-by-step repair and overhaul, performance and economy modifications, professional tips and tricks along with over 340 step-by-step photos. Softbound, 220 pages. L564 26.99 ea



Rochester Carburetor Manual

This manual includes detailed information on carburetor identification, basic troubleshooting, diagnostic checks for computer controlled carburetors, on-vehicle tuning and adjustments, step-by-step repair and overhaul, performance and economy modifications, professional tips and tricks along with over 340 photos, 200 pgs. L561 26.99 ea




Fuel Injection Manuals

Fuel Injection 1986-1999

This manual covers port injection, TBI, CIS. Complete with trouble codes and information for all major manufacturers including BMW, Chrysler, Ford, GM, Honda, Mazda, Mercedes, Nissan, Subaru, Toyota, VW. L386 26.99 ea



Questions answered, installation instructions and tips for Supercharging!




Street Supercharging

This book will give information regarding all facets of supercharging, including how to install blowers, buying a kit, rebuilding manifolds, blower drives, carburetion and accessories. Softbound, 8-1/2" x 11", 128 pages. L211 19.99 ea

Turbochargers


How to select and install the correct turbo for big or small horsepower gains, turbo design, sizing and matching. Improve the performance of your engine by simply getting the right information. Covers all aspects of turbocharging and includes turbo suppliers list. Softbound, 8-1/2" x 11", 160 pages. L185 23.99 ea



Wiring Manuals


Automotive Electrical Manual

The manual features comprehensive information which covers basic electrical fundamentals, troubleshooting and repair for both foreign and domestic vehicles. Includes engine starting and charging systems, lights, gauges and more! 242 pages, softbound. L575 26.99 ea



Auto Electrical Handbook

Learn about basic electrical theory, how various electrical works and drawing circuit diagrams. Includes tips on electrical test equipment and troubleshooting electrical circuits. 350 photos, drawings & diagrams. Softbound, 157 pages. L187 23.99 ea



Automotive Wiring & Electrical

The basics of electrical principles, including voltage, amperage, resistance and Ohm's law, are revealed in clear and concise detail, so the enthusiast understands what these mean in the construction and repair of automotive electrical circuits. 8-1/2" x 11", 144 pgs. 350 photos. L1019 24.99 ea



How to Wire Your Hot Rod

Learn the basics of DC electricity; understand the installation of additional circuits; choosing and installing the best battery, starter and alternator; installation of the gauges; finding and installing a new EFI harness. Photo-intensive, hands-on sequences document and help explain the installation of both an EFI harness on a late model V8 and the installation of a complete harness kit. 8-1/2" x 11", 144 pgs, 300 color, 5 b/w photos. L3149 24.99 ea



Transmission Manuals



Turbo Hydra-Matic 350

Clear, concise text leads you through every step of the rebuild, from transmission removal, tear down and inspection to assembly and installation. Also covers transmission identification, principles of operation and maintenance, troubleshooting and in-car repairs. 8-1/2" x 11", 256 pages, L160 21.99 ea



How To Rebuild & Modify Your Manual Transmission

This resource explains the principles behind the workings of all manual transmissions and helps readers understand what they need to do and how to rebuild their own transmissions. Includes how to determine what parts to replace and where to find (& how to measure) the specifications for each particular transmission. 8-1/4" x 10-1/2", 192 pages, L287 26.99 ea



GM Automatic Transmission Overhaul Manual

The TH2004R, 350, 400 and 700R4 automatic transmissions are covered with complete overhaul photo sequences. Also covered are theory of operation, in-vehicle repairs and performance modifications. Softbound, 8-1/4" x 10-3/4", 240 pages, 576 b/w illustrations, L743 26.99 ea



Powerglide Transmission

This complete guide to the Powerglide covers it all from a stock rebuild to an all-out race unit. Subjects covered include general transmission service, basic operation, in-car service and repairs, final assembly and much more. Includes 500 photos. 8-1/2" x 11", L242 23.99 ea



Transmission Rebuild Videos And DVDs

Each video includes tips for freeing stuck valves, air testing clutch packs, setting end play, bolt lengths, torque specifications, torque converter installation and much more! Approximate running time 90 min.

DVDs		
12350	Turbo 350	31.99 ea
12400	Turbo 400	31.99 ea
12704	700R-4	31.99 ea
12460	4L60E	31.99 ea
Videos		
1200	2004R	31.99 ea
1203	700R-4	31.99 ea




GM Automatic Overdrive Transmission Builders & Swapper's Guide

This book includes information about high-performance modifications, both from the factory and the aftermarket. It also covers common installation issues such as mounting, shifters and linkages, wiring harnesses and more. 128 pages, softbound, L1996 24.99 ea

Chassis & Drivetrain Manuals

Street Rodder's Chassis & Suspension Handbook

First in a series of custom techniques and tips on all areas of building a street rod. Features designing and how-to procedures on building the chassis and suspension for all types of street rods. 192 pages, L248 23.99 ea



Differential Rebuilding DVD


Watch nine of the most popular differential rebuilds all in one DVD! Covered in detail is disassembly, inspection and the setup procedures for achieving a good pattern. You'll learn the different set up techniques for each unit and see the results as each shim is changed. The rebuilding and ring and pinion installation basics covered in the DVD are universal to all differentials. Approx. 120 minutes, L16160 31.99 ea



Welding Manuals

The Welder's Handbook

Excellent handbook detailing all common and not so common techniques of welding, including Oxyacetylene welding, cutting, brazing and soldering. Also includes how to weld stainless-steel, aluminum, magnesium and titanium. Softbound, 8-1/2" x 11", L144 19.99 ea



Welding Manual

This Haynes Technician book covers gas (oxy-acetylene), arc, MIG and TIG welding. Soldering and flame cutting are also covered. Techniques are discussed as they relate to automotive and workshop repairs. Information on selecting equipment is also included. 176 pages, Softbound, L388 26.99 ea



Sheet Metal Manuals

How To Repair & Restore

Bodywork

Covered in this thorough guide; frame problems, inner and outer panels, hidden damage, bumpers, lights and grills are included along with tips on tools and materials and terms. Softbound, 8-1/2" x 11", 152 pgs, 300 b/w illus, L536 21.99 ea



Metal Fabricator's Handbook

This excellent how-to guide concentrates on race and custom cars. Covers everything from adding a hood scoop or fender flares, to building complete cars. Includes a tremendous amount of useful information. 8-1/2" x 11", 176 pages, 560 illustrations, L42 21.99 ea



Fiberglass & Composite


Materials

This informative guide covers FRP materials, fibers and fiber forms, resins, gel coats, advanced techniques, building molds and plugs, structures and materials, health and safety, tools and shop equipment. Softbound, 154 pages, b/w illustrations. 8-1/2" x 11", L652 23.99 ea



Sheet Metal Handbook

Detailed information on how to form and shape metal for competition, custom or restoration use. Chapters include hammer forming tools, terms and equipment, riveting techniques, layout, design and pattern making. 144 pages, softbound, L243 23.99 ea



Paint & Body Manuals


How To Paint Your Car

This book reveals the techniques and technology behind automotive painting through 250 color photos, detailed captions and text. You'll get the most up-to-date information about paint chemistry, the tools of the trade and safety gear that every automotive painter must know. The book covers, in step-by-step detail, how to properly prepare your car for paint, including bodywork, surface preparation and masking. 160 pages, softbound.
L3158 24.99 ea



Paint and Body Handbook

This illustrated handbook covers the spectrum of body repair. Included are special sections on rust and fiberglass repair, how to remove and replace body components, gas and electric welding, sheet metal repair, preparations for painting. Also covers color matching and restoring factory graphics including pin stripping. Sfbnd, 8-1/2" x 11", 144 pgs, 350 il.
L81 21.99 ea



Guide to Custom Painting

This easy-to-read book is full of advice on proper surface prep, choosing the right paint, spray-gun preparation, plus helpful repainting and touch up techniques and even information on selecting equipment and maintenance. Chapters on flame-painting, murals and pin stripping. Sfbnd, 8-3/8" x 10-7/8", 128 pages.
L810 19.99 ea



Paint Your Car On A Budget


This book unveils dozens of secrets that will help anyone paint their own car. This book covers everything you need to know to get a great looking coat of paint on your car and save lots of money in the process. 128 pages, 8-1/2" x 11", 400 color photos.
L917 19.99 ea



Interior Manuals

Auto Upholstery & Interiors

A guide to performing basic upholstery and interior repairs on all kinds of automobiles written expressly for the home enthusiast. Includes helpful guides on how to replace headliners, lay carpet, repair dashboards, reupholster seat frames and more. Sfbnd, 8" x 10", 160 pgs.
L1265 23.99 ea




Custom Auto Interiors

More than 800 color photographs capture every detail you'll need to create your own exciting and award-winning custom interiors. Precise step-by-step instructions show you how to turn out completely professional custom interiors. This is an advanced-level book. 192 pages, 8-1/2" x 11".
L740 26.99 ea



Automotive Upholstery

The author teaches you how to sew like an expert, and avoid costly mistakes. Learn to recover and build seats, make headliners and carpets. Materials are described with specific recommendations for vinyl, cloth, leather, Nimbus, panel board, etc. 230 pgs, 8-1/2" x 11", 550 b/w photos.
L378 22.99 ea



Interior Restoration Guide

A step-by-step guide to the interior restoration of a wide-range of automobiles. Includes advice on budgeting money and time, when to enlist help and illustrates in detail how to remove existing interiors without damaging original materials. 8-1/4" x 10-1/2", 192 pages, 300 b/w illustrations.
L708 39.99 ea



Automotive Literature

Accessories Parts Price List

Ever wonder what the original prices were on those options that your Chevrolet car or truck was originally equipped with? These accessory price lists were printed when the vehicles were new. Information on each option and the prices associated with the option. Everything from the most common to the most rare of options are included these these car and truck price books. You'll be amazed at the prices! Makes for interesting reading.

L1936A	1936	3.99 ea
L1937A	1937	3.99 ea
L1938A	1938	3.99 ea
L1939A	1939	3.99 ea
L1940A	1940	3.99 ea
L1941A	1941	3.99 ea
L1942A	1942	3.99 ea
L1946A	1946	3.99 ea
L1947A	1947	3.99 ea
L1948A	1948	3.99 ea
L1949A	1949	3.99 ea
L1950A	1950	3.99 ea
L1951A	1951	3.99 ea
L1952A	1952	3.99 ea
L1953A	1953	3.99 ea
L1954A	1954	3.99 ea
L1955A	1955	3.99 ea
L1956A	1956	3.99 ea
L1957A	1957	3.99 ea
L1958A	1958	3.99 ea
L1959A	1959	3.99 ea
L1960A	1960	3.99 ea
L1961A	1961	3.99 ea
L1962A	1962	3.99 ea
L1963A	1963	3.99 ea
L1964A	1964	3.99 ea
L1965A	1965	3.99 ea
L1966A	1966	3.99 ea
L1967A	1967	3.99 ea
L1968A	1968	3.99 ea
L1969A	1969	3.99 ea
L1970A	1970	3.99 ea
L1971A	1971	3.99 ea
L1972A	1972	3.99 ea
L1973A	1973	3.99 ea

How To Draw Cars 2nd Edition

Car designer Thom Taylor goes back to the drawing board with all-new illustrations on such topics as the use of computers in design today. Taylor begins with advice on selecting the proper tools and equipment, then moves on to perspective and proportion; light, shadow, reflection, color and even interiors. 8-1/4" x 10-5/8", 144 pages, 140 color, 100 b/w photos.
L4434 21.99 ea




Automotive Detailing Techbook

Everyone claims to be an expert at automotive detailing. Are they really taking care of your car? The answer to these questions and more are in this book. Includes proper washing and waxing techniques, buffing and paint renovation, wheel and tire care, engine detailing, paint repairs, rustproofing and long term protection. This book includes 350 full-color photos. Sfbnd, 142 pages.
L567 26.99 ea



Collector Car Restoration Bible

In this guide, restorers are led through various tasks of specific systems and processes that apply to most old cars, such as engine rebuilding, brake work and bodywork. In addition, this reference includes new procedures based on engine disassembly and assembly. 8-1/4" x 10-7/8", 400 pages, 500+ color photos & illustrations.
L366 29.99 ea



Black Book - Cars of Interest

This collectible vehicle value guide provides fair, good and excellent retail values for older used cars and light duty trucks from 1946-94. Also contains values for collectible, luxury, exotic and highline cars and light trucks from 1946-01. Published quarterly.
BB102 11.99 ea

Automotive Literature

The Yenko Era

With it's humble beginnings in the small industrial city of Catonsburg, PA, the cars produced by this offshoot of the family owned



Yenko Chevrolet have become the most prized cars of the so-called Muscular Era and Don Yenko, their creator, has developed a nearly cult like following. Great information including invoices, factory info, pricing, etc.

L976 29.95 ea

101 GM Muscle Car Performance Projects

This books 101 hands-on projects cover the interior, engine, transmission, suspension, brakes, wheels and electrical systems of classic GM muscle cars.

Each project includes estimates of time, skill level, tools and cost of the project, so you know what your getting into before you start.

L1374 34.99 ea



Chevrolet By The Numbers

Chevrolet by the numbers is the only authoritative reference for identifying and verifying the correct Chevrolet parts by casting number, for your exact model. Author Alan Colvin documented every casting number for every V8 Chevrolet engine and drivetrain part from 1955 through 1975, using original source material from Chevrolet's archives, including engineering blueprints, technical service bulletins and build sheets. Every engine is covered from the ultra-rare, high-performance aluminum 427 for the ZL-1, to the common 283 found in Impala station wagons. All engine blocks, cylinder heads, pistons, connecting rods, crankshafts, camshafts, manifolds and more, are listed.


If you want to know the original parts for your Chevrolet drivetrain, not what will interchange or fit, but the correct part that came with your car when it rolled off the assembly line, Chevrolet by the numbers has the answer. Softbound, 8-3/8" x 11".

L508 1955-59 230 pages, 700 b&w illustrations 39.99 ea

L509 1960-64 291 pages, over 200 b&w illustrations 39.99 ea

L510 1965-69 335 pages, 398 illustrations 39.99 ea

L511 1970-75 295 pages, 250 illustrations 36.99 ea




Casting Numbers-Cowl Tags-Suffix Codes

These guides will give you information regarding casting numbers, what suffix number goes with the head, casting number, what exhaust manifold numbers go with these castings and so on. The casting numbers are listed in two ways: 1) By the year: This is great when you have a particular restoration which requires the correct casting number. 2) By casting number: When you want a particular casting number, you can quickly look it up numerically. This book also lists the more common part numbers associated with restoration. These are also listed two ways: 1) By group number: Just like factory manuals so you can order direct. 2) By part number: An easy way to zip down the list and find it numerically.

Each book will give you a full factory description along with what years they are associated with. Suffix Code Books: These guides include the most important codes on an engine. With suffix code guides you will be able to decode virtually all Chevrolet V8 engines. From the factory codes stamped on the block, you can decode the original car the engine was installed on, cubic inch and horsepower, transmission intake, RPO and other options.

L537 Chevrolet Camaro 1967-1973 parts and casting guide..... 14.99 ea
L538 Chevrolet small block 1955-1999 14.99 ea
L539 Chevrolet big block 1965-1999 14.99 ea
L600 cowl tags 1950-1975..... 19.99 ea
L603 suffix codes book small block..... 19.99 ea
L604 suffix codes book big block..... 19.99 ea
L926 Chevrolet inline 6 engine casting guide 14.99 ea



Automotive DVD



CCR03



CCR04



CCR05

Chop Cut Rebuild

Join host Dan Woods, on a journey to some of Southern California's most renowned restoration and build facilities.

Season 3: A 1967 Camaro coupe and a 1935 Ford.

Season 4: A 1964 Impala and a Bricklin SV-1.

Season 5: The first is a 1953 Chevy Pickup. The second is a 1970 Plymouth Cuda.

Season 3

CCR03 67 Camaro/35 Ford..... 24.99 ea

Season 4

CCR04 64 Impala/Bricklin..... 12.95 ea

Season 5

CCR05 53 Pickup/70 Cuda 12.95 ea

Give The Gift of Knowledge, KNOWLEDGE IS HORSEPOWER

A few words from Arron Johnson: "My 'Power Building Video Series' will teach you how to get a combination of carefully matched, properly tuned, horsepower pumping parts that all work together to turn your ride into a mean machine! I explain everything in simple to understand, plain English so just about everyone can understand what I'm talking about. Topics such as engine blocks, machining, cranks, rods, pistons, compression ratio, camshafts, lifters, rocker arms, heads, porting, intake manifolds, headers, carburetion, superchargers, nitrous systems, ignition systems, tuning, gearing, transmissions, torque converters and even down to which oil works the best are covered.

43006 Engine Building 34.99 ea
DCARB Performance Carburetor 29.99 ea
DSUPR Superchargers..... 29.99 ea
DNIT Nitrous Oxide..... 29.99 ea
DRTRAS Rotating Assemblies..... 29.99 ea
DHPV Heads, Porting and Valve Trains..... 34.99 ea
430100 Power Pack (all DVD's except Engine Building)..... 124.99 set



My Classic Car DVD Collection

American automobiles have been around since the early 1900s, but in the 50s, 60s, and 70s they became part of American culture, and they gave America an identity. With the help of Dennis Gage you can take a look at the cool cars of the fifties and the muscle cars of the 60s and 70s. In Cool Cars of The Fifties, take a nostalgic ride in such classics as a 1948 Tucker, 1955 Bel Air, 1954 Buick Riviera and 1950 Mercury just to name a few. Or take a pedal to the metal ride with such muscle machine manufacturers as Chevrolet, Ford, Buick, Oldsmobile, Pontiac and the Mopars. Also available is Jay Leno, Certified Car Nut. Dennis takes you inside Jays garage to look at his collection and take some of his favorite cars and motorcycle for test drives.

14411 Cool Cars Of The Fifties 12.99 ea
14412 Chevy Muscle Cars..... 12.99 ea
14413 Ford Muscle Cars..... 12.99 ea
14414 Buick, Olds, Pontiac Muscle Cars 12.99 ea
14415 Mopar Muscle Cars 12.99 ea
14416 Jay Leno, Certified Car Nut 12.99 ea
14417 6 disc set 59.99 set

