



RUSSELL

Russell Performance has been the leader in advanced fluid transfer for over a quarter of a century. We manufacture a complete line of hose and fittings for fuel, brake, water and oil systems for automotive, motorcycle and marine.

FUEL FILTERS

Competition Fuel Filters



Description	Length	Diameter	Inlet/Outlet	Part #
Red/Blue	3"	1-1/4"	-6 Male	650130
Black Anodized	3"	1-1/4"	-6 Male	650133
Polished Aluminum	3"	1-1/4"	-6 Male	650140
Red/Blue	3-1/4"	1-1/4"	-8 Male	650100
Black Anodized	3-1/4"	1-1/4"	-8 Male	650103
Polished Aluminum	3-1/4"	1-1/4"	-8 Male	650110
Replacement Element	---	---	---	651670

6" PROFILTER

Machined in house from 6061-T6, our Pro Filter or EFI systems utilizes an aircraft designed 10 micron pleated paper element that insured the maximum filtration while delivering large volumes of fuel. The -10 inlet and outlet ports incorporate O-Ring boss sealing technology for leak free connections. Professional anodized in black/Silver for unsurpassed appearance. Mounting clasp included.



Description	Length	Inlet/Outlet	Element	Part #
Anodized Aluminum	6"	-10	10 micron	649250
Replacement Element	---	---	---	649255

ALUMINUM FUEL LINES

- Available in 25 ft. rolls of either 3/8", 1/2" or 5/8" outside diameter.
- For use with 377777 flare adapter fittings using the Russell Tube Nut/Tube Sleeve combination or our Hard Tube Adapters.
- Used for routing fuel line along frame rails and Y-Blocks or pump to carburetor.



TUBE SIZE/COLOR	PART #	TUBE SIZE/COLOR	PART #
3/8"/Blue	639250	1/2"/Blue	639270
3/8"/Red	639260	1/2"/Red	639280
3/8"/Natural	639480	1/2"/Natural	639490

ALUMINUM FUEL LINE ADAPTERS

- Connects to 3/8" or 1/2" aluminum tube to -6 or -8 adapters
- Unique crimp design eliminates tube flaring
- Available in male or female ends for 3/8" or 1/2" tubing

Aluminum Fuel Line Adapters

DESCRIPTION	Red/Blue	Black/Silver
-6 Female Swivel to 3/8" Line	639200	639203
-6 Male 37° to 3/8" Line	639210	639213
-8 Female Swivel to 1/2" Line	639220	639223
-8 Male 37° to 1/2" Line	639230	639233

Tube Nut

TUBE SIZE	Blue	Endura	Black/Silver
3/8" (2 per/pk)	660570	660571	660573
1/2" (2 per/pk)	660580	660581	660583
5/8" (1 per/pk)	660590	660591	660593

Tube Sleeve

TUBE SIZE	Blue	Endura	Black/Silver
3/8" (2 per/pk)	660650	660651	660653
1/2" (2 per/pk)	660660	660661	660663
5/8" (1 per/pk)	660670	660671	660673



RUSSELL COMPLETE FUEL SYSTEM KITS

Carbureted Applications featuring Fuel Pump #1792

APPLICATION	Red/Blue	Black/Silver
Edelbrock Dual-Feed Thunder Series AVS Carbs	641510	641513
Holley®/Demon Dual-Feed Carbs	641520	641523

Carbureted Applications featuring Fuel Pump #1791 (no regulator required)

APPLICATION	Red/Blue	Black/Silver
Edelbrock Dual-Feed Thunder Series AVS Carbs	641580	641583
Holley®/Demon Dual-Feed Carbs	641590	641593

EFI Applications

APPLICATION	Red/Blue	Black/Silver
Chevy LS1 w/Edelbrock Victor Jr. manifold #28095	641530	641533
Holley®/Demon Dual-Feed Carbs	641540	641543
Honda B-Series applications	641560	641563

RUSSELL FUEL PLUMBING KITS

EFI Applications

Russell Fuel Plumbing Kits include all of the necessary components to plumb your fuel system from the firewall to the manifold.



APPLICATION	Red/Blue	Black/Silver
Ford 5.0L passenger car applications	641550	641553
Honda B-Series engines	641570	641573

INNER COILS

These Inner Coils can be inserted into Russell ProClassic Hose to prevent collapsing caused by vacuum, sharp turns, etc. For use with ProClassic Hose.

SIZE/LENGTH	PART #
-12 / 4 in.	651312
-16 / 4 in.	651316

SAFETY WIRE PLIERS

Great for wiring any parts subjected to loosening from vibration. This positive locking tool features automatic spin slide return.

Part No. 651960



SAFETY WIRE

.032 Stainless Steel Wire, 1 lb. spool

Part No. 651580



RUSSELL

Russell Performance has been the leader in advanced fluid transfer for over a quarter of a century. We manufacture a complete line of hose and fittings for fuel, brake, water and oil systems for automotive, motorcycle and marine.



FLARE TO PIPE PRESSURE ADAPTER (1/8" NPT Side Port)

PipeSize / AN Size	Red/Blue	Endura	Black
1/4" / -6 AN	670050	670051	----
3/8" / -6 AN	670060	670061	670063
3/8" / -8 AN	670080	670081	670083



FUEL PRESSURE TAKE OFF BANJO BOLT

Description	Part #
12mm x 1.25" w/1/8" NPT Port (for use w/640910, 641110, 641120) Fits many Hondas & Toyotas.	640700



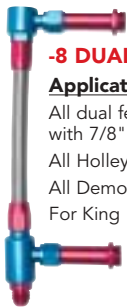
UNIVERSAL TURBO FITTINGS

Description	Part #
Oil drain to male -10 AN adapter blue anodized aluminum, includes vitron® O-ring	697070
Water inlet/outlet 14mm banjo to -6 Twist-Lok hose adapter, zinc plated steel, includes gasket and mounting bolts	697080
Oil pan flange, adapts a male -10 AN to any oil pan, zinc plated steel, includes gasket and mounting bolts	697090
Oil inlet (7/16" -24 inverted flare) to -6 male AN, zinc plated steel	697100



DUAL INLET KITS

Application	Red/Blue	Endura	Blk/Slvr
-6 dual inlet for Holley® Holley® (except 4010/4011) without gauge	641090	641091	641093
Holley® (except 4010/4011) with gauge	641100	641101	----



-8 DUAL INLET WITH BUILT IN FILTER

Application	Red/Blue	Endura
All dual feed Holley® carbs (except 4010/4011) with 7/8" -20 inlets	641270	641271
All Holley® Dominator carbs with 7/8" -20 inlets	641350	641351
All Demon™ carbs with 9/16" inlets	641280	641281
For King Demon™ carbs	641360	641361

-8 DUAL INLET FOR 4500 HOLLEY

Part #	Application
641140	-8 Dual Inlet Kit for 4500 Holley® Dominator without gauge, -8
Endura 641141	ProFlex stainless steel braided hose and Full Series Flow Hose Ends. Includes -8 male inlet, 1/8" female pipe port for optional fuel pressure gauge, complete with fuel bowl washers.



-8 DUAL INLET FOR DUAL FEED HOLLEY

Application	Part #
-8 Dual Inlet Kit for Dual Feed Holley® (except 4010/4011) without gauge, -8 ProFlex stainless steel braided hose and Full Flow Hose Ends. Includes -8 male inlet, 1/8" female pipe port for optional fuel pressure gauge, and fuel bowl washers.	641150
Endura 641151	641151



-8 DUAL INLET FOR DEMON

Part #	Application
641180	-8 Dual Inlet Kit for Demon™ without gauge, -8 ProFlex stainless steel braided hose and Full
Endura 641181	Flow Hose Ends. Includes -8 male inlet, 1/8" female pipe port for optional fuel pressure gauge, and fuel bowl washers.



-8 DUAL INLET FOR DUAL FEED HOLLEY

Application	Part #
-8 Dual Inlet Kit for Dual Feed Holley® (except 4010/4011) without gauge, -8 blue Twist-Lok hose and Twist-Lok Hose Ends, -8 male inlet, 1/8" female pipe port for optional fuel pressure gauge, complete with fuel bowl washers.	641160



-6 DUAL INLET FOR DEMON®

Application	Red/Blue	Endura	Black/Silver
Demon® dual inlet kit w/o gauge	641250	641251	641253
Demon® dual inlet kit with gauge	641260	641261	----



POWER POINT

Converting AN numbers to hose size

Performance plumbing uses AN numbers to designate hose sizes. To convert AN number to standard automotive hoses sizes in fractions of inch, use the following chart.

Standard Hose size	AN Equivalent	Standard Hose size	AN Equivalent	Standard Hose size	AN Equivalent
1/4"	-4	5/8"	-10	1 1/4"	-20
3/8"	-6	3/4"	-12	1 1/2"	-24
1/2"	-8	1"	-16		

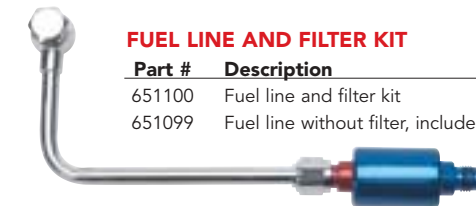
If you prefer to do the math yourself, remember this easy rule: Each AN number represents 1/16". For example -8AN = 8/16" = 1/2"

FUEL LINE KITS FOR STREET

Part #	Description	AN Size
651100	Fuel line and filter kit	-6 AN
651099	Fuel line without filter, includes barb	3/8 barb

PRE-FITTED STAINLESS STEEL HOSES

Part #	Description	AN Size
651101	Small-Block Chevy	-6
651102	Big-Block Chevy	-6
651103	Small-Block Ford	-6





RUSSELL

Russell Performance has been the leader in advanced fluid transfer for over a quarter of a century. We manufacture a complete line of hose and fittings for fuel, brake, water and oil systems for automotive, motorcycle and marine.



PRO CLASSIC HOSE

All The Performance, Less Weight and Great Looks!

For racers and performance enthusiasts who want high quality plumbing that is lighter and easier to assemble than traditional braided steel hose. This high pressure hose is rated up to 350 psi and is easy to cut and assemble. Match with the Pro Classic hose ends and adapters for the latest hottest look.

SIZE	3'	6'	10'	20'	50'	100'
-4	632003	632013	632023	632043	630253	630263
-6	632053	632063	632073	632093	630273	630283
-8	632103	632113	632123	632143	630293	630303
-10	632153	632163	632173	632193	630313	630323
-12	632203	632213	632223	632243	630333	630343
-16	632253	632263	632273	632293	630353	---

FULL FLOW SWIVEL HOSE ENDS

45° End

AN Size	Red/Blue Part #	Endura Part #	Black/Silver Part #
-6	613090	613091	613093
-8	613100	613101	613103
-10	613110	613111	613113
-12	613120	613121	613123
-16	613130	613131	---

90° End

AN Size	Red/Blue Part #	Endura Part #	Black/Silver Part #
-6	613160	613161	613163
-8	613170	613171	613173
-10	613180	613181	613183
-12	613190	613191	613193
-16	613200	613201	---

120° End Standard Radius & Tight Radius

AN Size	Standard		Tight Radius	
	Red/Blue Part #	Endura Part #	Red/Blue Part #	Endura Part #
-6	613220	613221	613400	613401
-8	613230	613231	613410	613411
-10	613240	613241	613420	613421
-12	613250	613251	613430	613431
-16	613310	613311	613440	613441

45° and 90° Swivel Pipe Hose Ends

AN Size	Pipe Size	45°		90°	
		Red/Blue Part #	Endura Part #	Red/Blue Part #	Endura Part #
-6	1/8" NPT	612150	612151	612170	612171
-6	1/4" NPT	612000	612001	612090	612091
-6	3/8" NPT	612160	612161	612180	612181
-8	3/8" NPT	612010	612011	612100	612101
-8	1/2" NPT	612020	612021	612110	612111
-10	1/2" NPT	612030	612031	612120	612121
-12	1/2" NPT	612040	612041	612130	612131
-12	3/4" NPT	612050	612051	612140	612141

PROFLEX STAINLESS STEEL BRAIDED HOSE

ProFlex pre-packaged rolls



SIZE	3'	6'	10'	15'	20'	50'	100'
-4	632000	632010	632020	632030	632040	630250	630260
-6	632050	632060	632070	632080	632090	630270	630280
-8	632100	632110	632120	632130	632140	630290	630300
-10	632150	632160	632170	632180	632190	630310	630320
-12	632200	632210	632220	632230	632240	630330	630340
-16	632250	632260	632270	632280	632290	630350	---
-20	632300	632310	632320	632330	---	---	---

TIGHT RADIUS SWIVEL HOSE ENDS

150° end standard radius & tight radius

AN Size	Standard		Tight Radius	
	Red/Blue Part #	Endura Part #	Red/Blue Part #	Endura Part #
-6	613350	613351	613450	613451
-8	613360	613361	613460	613461
-10	613370	613371	613470	613471
-12	613380	613381	613480	613481
-16	613390	613391	613490	613491

180° end standard radius & tight radius

AN Size	Standard		Tight Radius	
	Red/Blue Part #	Endura Part #	Red/Blue Part #	Endura Part #
-6	613260	613261	613500	613501
-8	613270	613271	613510	613511
-10	613280	613281	613520	613521
-12	613290	613291	613530	613531
-16	613300	---	613540	613541

Straight End

AN Size	Red/Blue Part #	Endura Part #	Blk/Slvr Part #
-4	610010	610011	610013
-6	610020	610021	610023
-8	610030	610031	610033
-10	610040	610041	610043
-12	610050	610051	610053
-16	610060	610061	---
-20	610070	---	---

120° End

AN Size	Red/Blue Part #	Center Line Radius
-6	610220	1"
-8	610230	1-1/4"
-10	610240	1-1/4"
-12	610250	1-1/2"

45° End

AN Size	Red/Blue Part #	Endura Part #	Blk/Slvr Part #
-4	610080	610081	610083
-6	610090	610091	610093
-8	610100	610101	610103
-10	610110	610111	610113
-12	610120	610121	610123
-16	610130	610131	---
-20	610140	---	---

180° End

AN Size	Red/Blue Part #	Center Line Radius
-6	610260	1"
-8	610270	1-1/4"
-10	610280	1-1/4"
-12	610290	1-1/2"

90° End

AN Size	Red/Blue Part #	Endura Part #	Black/Silver Part #	Center Line Radius
-4	610150	610151	610153	1/2"
-6	610160	610161	610163	1/2"
-8	610170	610171	610173	1/2"
-10	610180	610181	610183	5/8"
-12	610190	610191	610193	7/8"
-16	610200	610201	---	1"
-20	610210	---	---	1-1/4"

RUSSELL

Russell Performance has been the leader in advanced fluid transfer for over a quarter of a century. We manufacture a complete line of hose and fittings for fuel, brake, water and oil systems for automotive, motorcycle and marine.



SPECIALTY ADAPTER FITTINGS

Straight Swivel Coupler



AN Size	Red/Blue Part #	Endura Part #	Black Part #
-4	640140	640141	----
-6	640000	640001	640003
-8	640010	640011	640013
-10	640020	610121	640023
-12	640030	610131	640033

45° Swivel Coupler



AN Size	Red/Blue Part #	Endura Part #
-4	640150	640151
-6	640040	640041
-8	640050	640051
-10	640060	640061
-12	640070	640071

90° Swivel Coupler



AN Size	Blue Part #	Endura Part #	Black Part #
-4	640250	640251	----
-6	640160	640161	640163
-8	640170	640171	640173
-10	640180	610181	----
-12	640190	610191	----

CARB/FUEL PUMP ADAPTER FITTINGS



AN Size	Zinc-Plated Steel		Endura Part #	Qty
	Part #	Part #		
-6	640330	640331	640331	1
-8	640390	----	----	1

APPLICATION: Chrysler and early Chevy pumps with 1/2"-20 inverted flare thread.

CARB ADAPTER FITTINGS

AN Size	Blue Part #	Endura Part #	Black/Silver Part #	Qty
-6	640240	640241	640243	1

APPLICATION: Carter, AFB, Edelbrock Performer Series Carburetors with 5/8"-20 thread.



AN Size	Zinc-Plated Steel Part #	Endura Part #	Black/Silver Part #	Qty
-6	640200	640201	640203	2

APPLICATION: Holley® Single Feed 600-660 Series, Holley® Dual Feed 4010-4011 Series, all 2-bbl. Series and Demon® with 9/16"-24 thread.



AN Size	Steel Part #	Endura Part #	Qty
-6	640380	640381	1
-8	640400	----	1

APPLICATION: Chevy fuel pumps (1970 and later) and Holley® inline filters with 5/8"-18 inverted flare thread.



AN Size	Red/Blue Part #	Endura Part #	Black/Silver Part #	Qty
-6	640270	640271	640273	1

APPLICATION: Edelbrock Thunder Series carbs, Edelbrock Performer Series carbs and Carter AFB 5/8"-20 thread. Banjo fitting connects directly to hose.



AN Size	Red/Blue Part #	Endura Part #	Black/Silver Part #	Qty
-6	640230	640231	640233	1

APPLICATION: Holley® Single Feed 600-660 Series, and all two barrel series with 9/16" - 24 thread. Banjo fitting assemblies directly to hose.



AN Size	Red Part #	Endura Part #	Black/Silver Part #	Qty
-6	640220	640221	640223	1

APPLICATION: Holley® Dual Feed 750 through Dominator 1350 Series.



CARB ADAPTER FITTINGS

AN Size	Red Part #	Endura Part #	Black Part #	Qty.
-8	640210	640211	640213	2

APPLICATION: Holley® Dual Feed 750 thru Dominator 1350 Series, and Quadrajet up to 1974 with 7/8"-20 thread. Overall length is 2".



AN Size	Pipe Size	Red Part #	Endura Part #	Black Part #	Qty.
-8	3/8"	670030	670031	670033	1



BANJO FUEL FITTINGS

DESCRIPTION	Qty.	Blue Part #	Black Part #
-6 AN male flare for Civics w/o Fuel Pressure Damper (12mm)	1	640910	640913
-6 AN male flare for Civics with Fuel Pressure Damper (12mm)	1	640920	640923



PUSH-ON EFI FITTINGS (for OEM Hard Lines)

DESCRIPTION	Qty.	Blue Part #	Black Part #
-6 to 3/8" hard tube adapters	1	640850	640853
-6 to 5/16" hard tube adapters	1	640860	640863



FORD EFI FITTINGS

DESCRIPTION	Qty.	Blue Part #	Black Part #
Ford return side EFI x -6 AN	1	640870	640873
Ford pressure side EFI x -8 AN	1	640880	640883
Ford pressure side EFI x -6 AN pressure	1	640900	640903



FUEL FITTINGS

Part #	Description	Qty.
640890	Ford EFI Fuel Pressure -4 AN x 1/16" NPT	1



CARB INLET FITTINGS

AN Size	Red Part #	Endura Part #	Qty.
-8	640750	640751	2

APPLICATION: Holley® Single Feed 750 thru Dominator 1350 Series. Overall length is 3-1/4".



FUEL PRESSURE TAKE OFF (1/8" NPT Port Side)

AN Size	Red/Blue Part #	Black Part #
-4	670290	----
-6	670340	670343
-8	670350	670353
-10	670360	----

FLARE UNION PRESSURE ADAPTER

AN Size	Blue Part #	Endura Part #
-6	670000	670001
-8	670010	670011





RUSSELL

Russell Performance has been the leader in advanced fluid transfer for over a quarter of a century. We manufacture a complete line of hose and fittings for fuel, brake, water and oil systems for automotive, motorcycle and marine.

ADAPTER FITTINGS

- Aerospace aluminum with a protective blue anodized finish, utilize a 37° sealing angle which guarantees a positive seal at maximum operating pressures.
- Available in many angles for every plumbing application.

SIZE	PIPE SIZE	AN FLARE UNION	ENDURA FLARE UNION	BLACK FLARE UNION	AN FLARE TO PIPE STRAIGHT	ENDURA FLARE TO PIPE STRAIGHT	BLACK FLARE TO PIPE STRAIGHT	AN 90° FLARE TO PIPE	ENDURA 90° FLARE TO PIPE	BLACK 90° FLARE TO PIPE	AN FLARE TEE	ENDURA FLARE TEE	BLACK FLARE TEE
3	1/8"	660330	660331	—	660410	660411	—	660790	660791	—	660990	660991	—
4	1/8"	660340	660341	660343	660420	660421	660423	660800	660801	660803	661000	661001	661003
4	1/4"	—	—	—	660430	660431	660433	660810	660811	—	—	—	—
6	1/4"	660350	660351	660353	660440	660441	660443	660820	660821	660823	661020	661021	661023
6	1/8"	—	—	—	660450	660451	660453	660830	660831	—	—	—	—
6	3/8"	—	—	—	660460	660461	660463	660840	660841	660843	—	—	—
8	1/4"	660360	660361	660363	660470	660471	—	660850	660851	—	661030	661031	661033
8	3/8"	—	—	—	660480	660481	660483	660860	660861	660863	—	—	—
8	1/2"	—	—	—	660490	660491	660493	660870	660871	660873	—	—	—
10	1/2"	660370	660371	660373	660500	660501	660503	660880	660881	660883	661040	661041	—
12	3/4"	660380	660381	—	660510	660511	—	660890	660891	660893	—	—	—
12	1/2"	—	—	—	660520	660521	660523	660900	660901	660903	661050	661051	—
16	1"	660390	660391	—	660530	660531	—	660910	660911	—	—	—	—
16	3/4"	—	—	—	660540	660541	—	660920	660921	—	—	—	—

SIZE	PIPE SIZE	AN STRAIGHT FLARE BULKHEAD	ENDURA STRAIGHT FLARE BULKHEAD	BLACK STRAIGHT FLARE BULKHEAD	AN ALLEN SOCKET PIPE PLUG	ENDURA ALLEN SOCKET PIPE PLUG	BLACK ALLEN SOCKET PIPE PLUG
3	1/8"	661160	661161	—	—	—	—
4	1/8"	661170	661171	—	662030	662031	662033
6	1/4"	661180	661181	661183	662040	662041	662043
8	3/8"	661190	661191	661193	662050	662051	662053
10	1/2"	661200	661201	—	662060	662061	662063
12	1/2"	661210	661211	—	662070	662071	—
16	3/4"	661220	661221	—	—	—	—



BRAKE ASSEMBLIES & COMPONENTS NOW D.O.T. APPROVED

SPEED BLEEDER SCREWS

The threads of the Speed Bleeder are coated with a permanent sealant, which in conjunction with the one-way internal valve, lets the air and fluid out but prevents air from entering the system. To bleed the brakes, simply open the screw 1/4 to 1/2 turn, then pump the brakes. Once all the air from the lines is removed, tighten the bleeder screw, and you're finished.

Part No. 639XXX Series



UNIVERSAL BRAKE HOSE ASSEMBLIES with Nostalgia Black Finish

Available in these configurations:

- Straight -3 to Straight -3
 - 10mm Banjo/3/8" to Straight -3
 - 90° -3 to Straight -3
 - 45° -3 to Straight -3
- Available in 9", 12", 15" and 16" lengths. Also available in Endura finish.



NEW!

DOT 5 BRAKE FLUID


Developed for severe service and competition applications. Complies with Federal Motor Vehicle Safety Standard #116. Russell silicone brake fluid will not absorb moisture and is factory recommended for use with all Russell PowerFlex™ Hoses.

Part No. 671441



STREET LEGAL™ BRAKE SYSTEM

Ready to install SS Braided Hose Kits meet the strict guidelines of D.O.T. MVSS-106 requirements for street driven vehicles. Featuring stainless steel braided hose with zinc plated fittings, factory assembled for installation convenience.



Application

Truck Applications

87-95 Jeep Wrangler	695940
88-98 GM K1500/2500 4WD P/U & 92-99 Suburban	672370
88-98 C1500/2500 1/2-3/4 Ton 2WD PU/ Suburban,	
95-98 C1500 2WD Full Size Blazer	672340
77-81 Jeep CJ5/CJ7 w/4" lift, Front Disc Only	695910
82-86 Jeep CJ5/CJ7 w/4" lift	695900

Passenger Vehicle Applications

69-76 Chevrolet/Pontiac	692080
79-88 Monte Carlo, 79-81 Pontiac Grand AM, 79-87 Grand Prix	692100
77-81 Camaro/Firebird	692030
97-04 Corvette C-5 & Z06	692190
63-82 Corvette	692000
87-93 Ford Mustang	693010
68-70 Ford Mustang (Fronts Only)	693150
99-03 Ford Mustang Cobra with IRS	693270
99-03 Ford Mustang 6-cyl. & GT with 4-wheel ABS	693210
94-95 Ford Mustang Cobra	693350
96-98 Ford Mustang Cobra (Fronts Only)	693170
65-66 Ford Mustang	693050

Sport Compact Vehicle Applications

94-01 Acura Integra LS, GSR	684850
99-00 Honda Civic Si	684510
92-95 Honda Civic	684600
02-05 Acura RSX Coupe (including S-Type), 03-05 Honda Civic Si	684890
02-05 Subaru Impreza (including WRX)	689700

Shadow Series Fittings

Mr. Gasket's Shadow Series is the hottest new look in AN fittings. Each fitting is precision built from aluminum with a unique black and silver appearance. These fittings are available in push-on and traditional stainless braid versions allowing incorporation in virtually any plumbing project.



CUTTER TYPE SWIVEL FITTINGS

For use with Stainless Steel Braided Hose

When maximum performance and durability are required, Mr. Gasket swivel fittings deliver. Engineered to withstand 1000 psi. Compatible with virtually all automotive chemicals.

DESCRIPTION	PART NO.
Straight Swivel	
-4 AN	S4
-6 AN	S6
-8 AN	S8
-10 AN	S10
-12 AN	S12
45° Swivel Fitting	
-4 AN	F454
-6 AN	F456
-8 AN	F458
-10 AN	F4510
-12 AN	F4512
90° Swivel Fitting	
-4 AN	F904
-6 AN	F906
-8 AN	F908
-10 AN	F9010
-12 AN	F9012

120°, 150°, 180° Push-On Fittings also available.

COUPLINGS, UNIONS AND ADAPTERS

The Shadow Series offers dozens of adapters, unions, plugs and couplings, a few of which are merchandised here. See your store counterperson for a full selection.

DESCRIPTION	PART NO.
Swivel Coupling	
-4 AN	SC4
-6 AN	SC6
-8 AN	SC8
-8 AN to -6AN	SC86
Pipe to AN Adaptors	
1/8" Pipe to -4AN	A184B
1/2" Pipe to -6AN	A146B
3/8" Pipe to -8AN	A388B
Carburetor Adaptors	
Carter/Edelbrock, -6AN	A586
Single Inlet Holley, -6AN	A9166
Dual Inlet- short, -6AN	A7861
Rochester, 6AN	A7862
Dual Inlet- standard, -8AN	A7881



Cutter Type Swivel



Push-On

PUSH-ON TYPE FITTINGS AND RUBBER PUSH-ON HOSE

These fittings offer high strength, capable of 250 psi, good looks, and ease of assembly and installation. Manufactured from high strength aluminum and finished in Shadow Series anodizing color scheme.

DESCRIPTION	PART NO.
Straight Push-On	
-4 AN	P4
-6 AN	P6
-8 AN	P8
-10 AN	P10
-12 AN	P12
45° Push-On Fitting	
-4 AN	P454
-6 AN	P456
-8 AN	P458
-10 AN	P4510
-12 AN	P4512
90° Push-On Fitting	
-4 AN	P904
-6 AN	P906
-8 AN	P908
-10 AN	P9010
-12 AN	P9012

120°, 150°, 180° Push-On Fittings also available.

PUSH-ON RUBBER HOSE

DESCRIPTION	4 Ft.	10 Ft.
Straight Push-On		
-4 AN	R44	R104
-6 AN	R46	R106
-8 AN	R48	R108
-10 AN	R410	R1010
-12 AN	R412	R1012

Also available in 25 ft. increments.

PUSH-ON HOSE FINISHERS

DESCRIPTION	FINISH	PART NO.
-4 AN	Titanium	E41
-4 AN	Clear	E42
-4 AN	Black	E43
-6 AN	Titanium	E61
-6 AN	Clear	E62
-6 AN	Black	E63
-8 AN	Titanium	E81
-8 AN	Clear	E82
-8 AN	Black	E83
-12 AN	Titanium	E121
-12 AN	Clear	E122
-12 AN	Black	E123
-24 AN (1-1/2")	Titanium	E241
-24 AN (1-1/2")	Clear	E242
-24 AN (1-1/2")	Black	E243
-32 AN (2")	Titanium	E321
-32 AN (2")	Clear	E322
-32 AN (2")	Black	E323