

Superchips

SUPERCHIPS®

Superchips offers a complete line of hand-held tuners to cover most domestic cars and trucks. While we are famous for the incredible power gains (12% increase in HP on gas vehicles, up to 150 HP increase on diesels), our engineers and calibrators design the products for drivability. In addition, our customers rave about the fuel efficiency gains, even while picking up, on average, 50-60 extra HP.



Dodge Cummins

2003-2008 Dodge Cummins Ram 2500/3500 & 2500/3500 Megacab

The Dodge Cummins is one of the most powerful pickup trucks sold in the U.S. The Superchips Flashpaq safely adds another 130 horsepower and 270 ft/lbs of torque. As a result, your Cummins will transform into the hard pulling work truck or recreation vehicle of your dreams. Also, Superchips offers a variety of data acquisition programs to allow users to monitor their vehicle performance.

- Complete drivetrain tuning for your Cummins Diesel.
- Incredible torque and horsepower gains
- Monitor engine and transmission parameters
- Record drivetrain information to review on your PC.
- Program updates are available via the internet.

Make/Model	Year	Engine	Part #	Trans	Shift Points	Shift Firmness	Speed Limit	Tire	Gear	Rev Limit	Adjust Fan	DTC	Multi Tune
Dodge Cummins Ram	03-07	24V 5.9L Common Rail	3805	All	Note 1	Note 1	No	22.5"-42"	No	No	No	Yes	Yes
Dodge Cummins	07-08	6.7L Diesel	3808	All	No	No	No	22.5"-42"	No	No	No	Yes	Yes

Yes Indicates that the setting can be altered from the Superchips tuned setting.

Note 1 denotes that the setting has already been optimized in the Superchips calibration. User cannot alter using Flashpaq options.

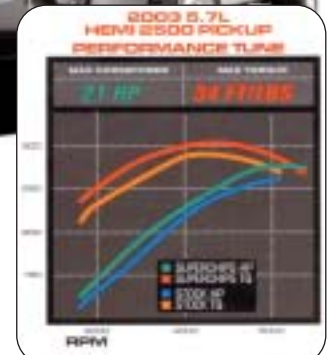


Chrysler and Dodge Hemi

2004-2007 Chrysler 300C, Charger & Magnum 2004-2007 Dodge Ram Hemi 2008 Dodge Challenger

The Superchips Flashpaq for Hemis is the first and best programmer offered for these high horsepower trucks. While the horsepower and torque gains from the specifically tuned Superchips calibration are worth the price of admission, the sophisticated transmission tuning makes the Ram drive like a dream. Cut up to a second off of /mile times with the performance program. Ease the pain at the pump by using our exclusive 87 octane tune. In summary, get it all with Superchips

- Complete drivability tuning for you Hemi Ram.
- Advanced tuning selections from rev limits to shift points
- Record drivetrain information to review on your PC.
- Monitor engine and transmission parameters
- Program updates are available via the internet



Make/Model	Year	Engine	Part #	Trans	Shift Points	Shift Firmness	Speed Limit	Tire	Gear	Rev Limit	Adjust Fan	DTC	Multi Tune
Chrysler 300C, Charger, Magnum	05-07	5.7L Hemi	3825	All	Yes	Yes	Yes	17"-32"	No	No	No	Yes	Yes
Dodge Challenger	2008	5.7L Hemi	3825	All	Yes	Yes	Yes	17"-32"	No	No	No	Yes	Yes
Dodge Hemi Ram	04-06	Hemi	3815	All	Yes	Note 1	Yes	22.5"-42"	Note 2	Yes	No	Yes	Yes
Ram 2500/3500 Trucks	2007	5.7L Hemi	3815	All	Yes	Note 1	Yes	22.5"-42"	Note 2	Yes	No	Yes	Yes

Yes Indicates that the setting can be altered from the Superchips tuned setting.

Note 1 denotes that the setting has already been optimized in the Superchips calibration. User cannot alter using Flashpaq options.

Note 2 denotes no adjustment required

SUPERCHIPS®

Superchips offers a complete line of hand-held tuners to cover most domestic cars and trucks. While we are famous for the incredible power gains (12% increase in HP on gas vehicles, up to 150 HP increase on diesels), our engineers and calibrators design the products for drivability. In addition, our customers rave about the fuel efficiency gains, even while picking up, on average, 50-60 extra HP.

Superchips



GM Duramax 2001-2008 Duramax

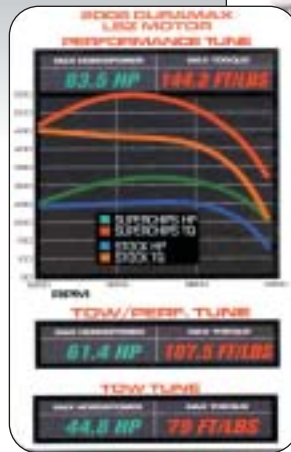
The Flashpaq programmer is the world's best selling performance upgrade for GM Duramax trucks. Offering tremendous power and torque gains and incredible fuel efficiency, the Flashpaq is the perfect upgrade for your RV puller, your off-road rig or your daily driver. Choose from three performance settings to fit your needs and upgrade your programmer via the internet to get the latest calibration for your vehicle.

- Plug in up to 83.5 hp and 144.2 ft/lbs torque.
- Select the amount of power to add from three optimized programs.
- Eliminate the factory speed limiter*
- View and clear diagnostic trouble codes
- Calibrate the speedometer for larger tire sizes*

Make/Model	Year	Engine	Part #	Trans	Shift Points	Shift Firmness	Speed Limit	Tire	Gear	Rev Limit	Adjust Fan	DTC	Multi Tune
GM 2500-3500 Pickup Trucks	01-07	6.6L	2805	All	No	No	Yes*	Yes*	No	No	No	Yes	Yes
GM 2500-3500 Pickup Trucks	07.5-08	6.6L	2808	Auto	No	No	Yes*	Future	No	No	No	Yes	Yes

Yes Indicates that the setting can be altered from the Superchips tuned setting.

*Does not apply to 2001 models.




2007 GM DURAMAX 6.6L MOTOR	
Performance Tune	
Max Horsepower 83.5 HP	Max Torque 144.2 FT/LBS
TOW/DEEP TUNE	
Max Horsepower 61.4 HP	Max Torque 107.5 FT/LBS
TOW TUNE	
Max Horsepower 44.8 HP	Max Torque 79 FT/LBS



GM Cars, Gas Trucks and SUVs 1996-2007 Chevrolet, GMC, Cadillac, Hummer

Your Engine will come to life with the enhanced tuning calibrations from Superchips. Whether you're driving a loaded work truck, slammed sport truck or off-road weekend warrior, the Flashpaq will boost your torque and power. Also, Superchips gives you the ability to not only recalibrate your speedometer for tire or gear changes, but also raise the speed and rev limiters.

- Easily program increased torque and horsepower for your truck.
- Overall drivability benefits and economy.
- Adjust shift points and shift firmness.
- Review diagnostic trouble codes.
- Adjust the cooling fan's operation for cooler running.**



Make/Model	Year	Engine	Part #	Trans	Shift Points	Shift Firmness	Speed Limit	Tire	Gear	Rev Limit	Adjust Fan	DTC	Multi Tune
GM Pickup Trucks, SUV's & H2	96-07	All Gas V8's	2815	All	Yes*	Yes*	Yes	Yes*	Yes*	Yes	Yes**	Yes	Yes
Corvette	99-06	LS1, 2, 6	2825	All	Yes	Yes	Yes	No	Yes	Yes	Yes	Yes	No
Cadillac CTS-V	04-05	5.7LS6	2825	All	No	No	Yes	No	Yes	Yes	Yes	Yes	Yes
Camaro Z28/Firebird TA	99-02	5.7L LS1	2805	All	Yes	Yes	Yes	No	Yes	Yes	Yes	Yes	No

Yes Indicates that the setting can be altered from the Superchips tuned setting.

*These options not available on Allison transmission. **Available on most 2006 and 2007 models.

Some parts are not legal for sale or use in California on any pollution controlled motor vehicle.

Superchips

SUPERCHIPS®

Superchips offers a complete line of hand-held tuners to cover most domestic cars and trucks. While we are famous for the incredible power gains (12% increase in HP on gas vehicles, up to 150 HP increase on diesels), our engineers and calibrators design the products for drivability. In addition, our customers rave about the fuel efficiency gains, even while picking up, on average, 50-60 extra HP.




Ford PowerStroke (Diesel)

1999-2008 Powerstroke Trucks/SUVs

Ford's big diesel is a powerful rig that can pull stumps or RV's with ease. However, quickly install a Superchips' Flashpaq and the truck really comes alive. You can select from three different power levels which provide gains up to 160 ft/lbs of torque and 100hp! Not only do you receive great power increases but you'll also feel the benefits of improved shift quality, adjust for tire sizes and even access and clear trouble codes.

- Great increases in torque and power
- Choose between three power settings to match your needs
- Improved shift points and firmness
- Optimized speed limiter and rev limiter
- Access diagnostic trouble codes



Make/Model	Year	Engine	Part #	Trans	Shift Points	Shift Firmness	Speed Limit	Tire	Gear	Rev Limit	Adjust Fan	DTC	Multi Tune
Ford Powerstroke	03-07	6.0L	1805	All	Note 1	Yes	Yes	28"-38"	No	No	No	Yes	Yes
Ford Powerstroke	2008	6.4L	1808	All	Note 1	Yes	Yes	28"-38"	No	No	No	Yes	Yes
F250-F550 & Excursion	03-07	7.3L	1805	All	Note 1	Yes	Yes	28"-38"	No	No	No	Yes	Yes

Yes Indicates that the setting can be altered from the Superchips tuned setting.

Note 1 denotes that the setting has already been optimized in the Superchips calibration. User cannot alter using Flashpaq options.




Ford Cars and Gas Trucks

2004-2008 Mustang & Fullsize Cars and F150/F250

The Flashpaq for Ford's cars & trucks makes performance upgrades easy! The tuner simply plugs into the diagnostics port under the dash then offers you three optimized calibrations to choose from. Whether you're cruising, towing or looking to improve economy, Superchips is the best upgrade you can buy.

- Select between three performance tunes for your Ford truck
- Benefit from overall drivability and economy improvements
- Modify the transmission shift points and firmness
- Review diagnostic trouble codes
- Recalibrate the speedometer due to tire or gear changes



Make/Model	Year	Engine	Part #	Trans	Shift Points	Shift Firmness	Speed Limit	Tire	Gear	Rev Limit	Adjust Fan	DTC	Multi Tune
Ford F-150 & F-250	04-08	4.2L, 4.6L, 5.4L	1815	All	Yes	Yes	Yes	28"-38"	Yes	Yes**	No	Yes	Yes
Mustang	05-08	4.0, 4.6L	1825	All	Yes	Yes	Yes	No	Yes	Yes	Yes	Yes	Yes
Shelby GT500	07-08	5.4L	1825	All	No	No	Yes	No	Yes	Yes	Yes	Yes	No

Yes Indicates that the setting can be altered from the Superchips tuned setting.

**F-150 only

SUPERCHIPS®

Superchips offers a complete line of hand-held tuners to cover most domestic cars and trucks. While we are famous for the incredible power gains (12% increase in HP on gas vehicles, up to 150 HP increase on diesels), our engineers and calibrators design the products for drivability. In addition, our customers rave about the fuel efficiency gains, even while picking up, on average, 50-60 extra HP.



CORTEX™

CORTEX

Cortex from Superchips is the most advanced vehicle programmer on the market delivering performance, economy and power you can trust. Superchips is the only company with the heritage, expertise and confidence to back Cortex with an industry-exclusive 2-year limited powertrain warranty. Cortex is the only programming device with an expansion port for MSDP compatible vehicle accessories. Cortex is engineered with Superchip's dyno proven performance calibrations, cutting edge tuning and data acquisition technology. The small form factor design, rugged case and easy to use navigation have logically evolved from the very successful Flashpaq. Another great feature of Cortex is the ability to be updated via the internet. You'll never have to send the unit in to be updated - simply connect a USB cable to your PC and go to Superchips.com for any updates or calibrations available for your vehicle.

The Cortex Performance Programmer Offers:

- **Internet Updateable**
USB plug-and-play connection for latest performance calibrations
- **Advanced Features**
Data acquisition, Diagnostic Library retrieves, displays and clears DTCs wheel, tire & gear calibrations, transmission shift points and many other high-level features
- **50-State Legal**
Complies with CARB regulation (pending receipt of CARB Exective Orders being concluded)
- **Performance Acquisition**
Logs performance times & speed, displays & stores PID data
- **Easy Navigation**
User-friendly, intuitive menus for quick navigation, programming and activating advanced features
- **Multiple Power Modes**
User-selectable power modes may include stock, 87 octane, performance, towing and economy



Make/Model	Year	Engine	Part #	Trans	Shift Points	Shift Firmness	Speed Limit	Tire	Gear	Rev Limit	Adjust Fan	DTC	Multi Tune
Ford Truck & SUV	03-07	6.0L Powestroke	1950	All	*	*	Yes	28"-38"	No	*	No	Yes	Yes
Ford Truck & SUV	99-03	7.3L Powestroke	1950	All	*	*	Yes	28"-38"	No	*	No	Yes	Yes
Ford F-250/350 Trucks	2008	6.4L Powerstroke	1950	All	*	*	Yes	Future	No	No	No	Yes	Yes
Ford F-150 Trucks	04-08	4.2/4.6/5.4L	1950	All	Yes	Yes	Yes	28"-38"	Yes	Yes	No	Yes	Yes
Ford F-250/350 Trucks	04-07	5.4/6.8L	1950	All	*	*	Yes	28"-38"	No	Yes	No	Yes	Yes
Ford Ranger & B Series SUVs	04-07	3.0/4.0L	1950	All	Yes	Yes	Yes	28"-38"	Yes	Yes	No	Yes	Yes
Ford SUVs	2004	4.2/4.6/5.4/6.8L	1950	All	Yes	Yes	Yes	28"-38"	Yes	Yes	No	Yes	Yes
GM Truck	2001	6.6L Duramax	2950	Auto	No	No	No	No	No	No	No	Yes	Yes
GM Truck	02-07	6.6L Duramax	2950	Auto	No	No	Yes	26"-38"	No	No	No	Yes	Yes
GM Truck	07.5-08	6.6L Duramax	2950	Auto	No	No	Yes	Future	No	No	No	Yes	Yes
GM Escalade/Denali	06-07	6.2L	2950	All	No	No	Yes	No	No	Yes	Yes	Yes	Yes
GM 1500 PU, SUV & H2	05-07	4.8/5.3/6.0L	2950	All	Yes	Yes	Yes	26"-38"	Yes	Yes	Yes	Yes	Yes
GM 2500/3500 Classic	05-07	6.0L	2950	All	Yes	Yes	Yes	26"-38"	Yes	Yes	Yes	Yes	Yes
GM 2500/3500 New Bdy	2007	6.0L	2950	All	No	No	Yes	No	No	Yes	Yes	Yes	Yes
GM Truck, SUV & H2	99-04	4.8/5.3/6.0L	2950	All	Yes	Yes	Yes	26"-38"	Yes	Yes	No	Yes	Yes
GM Trailblazer SS	2007	6.0L	2950	All	Yes	Yes	Yes	26"-38"	Yes	Yes	Yes	Yes	Yes
GM Truck, SUV	99-00	5.0/5.7/7.4L	2950	All	Yes	Yes	Yes	26"-38"	Yes	Yes	No	Yes	Yes
GM Truck, SUV	01-07	8.1L	2950	All	*	*	*	*	*	Yes	*	Yes	Yes
GM 1500 Trucks	2006	4.3L	2950	All	Yes	Yes	Yes	26"-38"	Yes	Yes	Yes	Yes	Yes
Dodge Ram 2500/3500 and Mega Cab	03-07	5.9L 24v Cummins Diesel	3950	All	*	*	*	22.5"-42"	No	*	No	Yes	Yes
Dodge Ram 2500/3500	07-08	6.7L Cummins Diesel	3950	All	No	No	No	22.5"-42"	No	No	No	Yes	Yes
Dodge Ram	2007	5.7L HEMI	3950	All	No	*	Yes	22.5"-42"	*	No	No	Yes	Yes
Dodge Ram	04-06	5.7L HEMI	3950	All	Yes	*	Yes	22.5"-42"	*	Yes	No	Yes	Yes

*Please check catalog or with your counterperson for the specifics on these Cortex features on these vehicles.

Some parts are not legal for sale or use in California on any pollution controlled motor vehicle.

Superchips

SUPERCHIPS®

Superchips offers a complete line of hand-held tuners to cover most domestic cars and trucks. While we are famous for the incredible power gains (12% increase in HP on gas vehicles, up to 150 HP increase on diesels), our engineers and calibrators design the products for drivability. In addition, our customers rave about the fuel efficiency gains, even while picking up, on average, 50-60 extra HP.

Tirepaq

TIREPAQ

Tirepaq from Superchips is the entry level performance programmer engineered to optimize a vehicle's speedometer to compensate for non-stock tires, wheels, and rear-end gear swaps. After installation of aftermarket parts, just plug Tirepaq into your vehicle diagnostic connector, answer a few simple questions, and let Tirepaq intelligently adjust your shift patterns to improve drivability. The Tirepaq programmer can also be used to read and clear diagnostic trouble codes. The Tirepaq programmer is never out of date with an easy to use online updating system available at Superchips.com. The Tirepaq plugs directly into any personal computer with a USB connector.

The Tirepaq Speedometer Calibrator Offers:

- Correct your speedometer for wheel tire and gear changes
- Read and clear "check engine" lights
- Upgrade your Tirepaq to a full-featured Superchips Flahpaq



Make/Model	Year	Engine	Part #	Trans	Shift Points	Shift Firmness	Speed Limit	Tire	Gear	Rev Limit	Adjust Fan	DTC	Multi Tune
Ford	99-07	6.0/7.3L Powestroke	1846	All	No	No	No	28"-38"	No	No	No	Yes	Yes*
Ford PU & Excursion	04-07	V8/V10 Superduty	1846	All	No	No	No	28"-38"	No	No	No	Yes	Yes*
Ford, Lincoln, Mercury	04-07	V6/V8 Gas Truck/SUV	1846	All	No	No	No	28"-38"	Yes	No	No	Yes	Yes*
GM	02-07	GM Duramax LB7,LLY, LBZ	2806	Auto	No	No	No	28"-38"	No	No	No	Yes	Yes*
GM	96-07	V8 Gas Truck/SUV	2816	Auto	No	No	No	26"-38"	No	No	No	Yes	Yes*
Dodge	98-07	3.7/3.9/4.7/5.2/5.7/5.9L	3836	All	No	No	No	22.5"-42"	No	No	No	Yes	Yes*

•Multi Tune after Upgrade

FireFly

FIREFLY

Fits 04.5-Up 5.9L 600 Series Cummins Diesel Only

"On-the-fly" technology which features a touch screen gauge and power module. Superchips now offers even more tuning options in the form of their FireFly system for the Dodge Cummins Diesel. This unit comes with a power module and 2 1/16 gauge that features "Shift-On-The-Fly" technology with three different powers levels. The gauge also displays boost levels for the turbo and EGT(Exhaust Gas Temperature) readings. Stage 1 increases output by 25HP and 50ft/lbs, while stage 2 brings 45 more HP and 77 more torque. Stage 3 ups the ante by 65HP and 150ft/lbs. Each level can be selected by using the "touch screen" gauge as long as speed is below 20mph. Installation Instructions Included.

- Three Different Power Levels
- Shift-On-The-Fly Technology
- Touch Screen Level Selection
- Boost Level Display
- EGT Level Display
- Instructions Included

Fits 04.5-Up 5.9L 600 Series Cummins Diesel Only. To determine if your '04 diesel can be equipped with this kit look on the side of the valve cover for engine model code. Only engines with code ISB325 will work with this system.

Whether you need some extra towing power or a little more thunder for those late night stop light runs. Having more horse power on tap has never been easier. Keep a short leash on your monster diesel with Superchips new FireFly. System.Gauge pod for included gauge sold separately. See "Suggested Accessories" below.

Part No. 3601

JET Performance Products

JET Performance Products is a leader in tuning technology. Constant changes in computer technology of today's cars and trucks demand that JET's engineering staff be the best. They are dedicated to providing the customer with the best tuning possible.



PERFORMANCE MODULES for Dodge/JEEP

The Jet Module for Dodge/Jeep applications is a JET exclusive. Using technology similar to our PCM, the JET module for Dodge trucks and Jeeps provides the ultimate in power tuning. Point by point air/fuel, ignition advance, transmission and various other tuning points provide performance gains of up to 25 hp.



APPLICATION	ENGINE	STAGE 1	STAGE 2	STAT
96-02 Dakota	5.2L	90002	90002S	10170
98-03 Durango	4.7/5.2L	90002	90002S	10170
98-03 Durango	5.9L	90002	90002S	10170
96-03 Ram Pickup	5.2L	90002	90002S	10170
96-03 Ram Pickup	5.9L	90002	90002S	10170
96-03 Ram Pickup	8.0L	90013	90013S	
96-02 Jeep	5.2/5.9L	90002	90002S	10170
04-08 Dakota	4.7L	90402	90402S	10177
04-08 Durango	4.7L	90402	90402S	10177
04-08 Durango	5.7L Hemi	90406	90406S	10183
04-08 Ram	4.7L	90402	90402S	10177
04-08 Ram	5.7L Hemi	90406	90406S	10183
04-08 Chrysler 300C	5.7L	90404	90404S	
05-08 Dodge Magnum	5.7L Hemi	90404	90404S	10183
06-08 Dodge Charger RT	5.7L	90404	90404S	
04-08 Chrysler 300C	2.7/3.5L	90405	90405S	
05-08 Dodge Magnum	2.7/3.5L	90405	90405S	
06-08 Dodge Charger	3.5L	90405	90405S	
06-08 Dodge Charger SRT8	6.1L	90407	90407S	

PERFORMANCE MODULES for Ford Mustang

A simple plug-in module can provide up to 25 HP increase. Modifies ignition advance, air/fuel ratio and other parameters to performance tune your Mustang.

APPLICATION	ENGINE	PART NO.
05-08 Mustang	4.0L	70501
05-08 Mustang GT	4.6L	70502
07-08 Shelby GT 500 (Manual)	5.4L	70510



POWR-FLO MASS AIR SENSOR

JET Performance Products now offers mass airflow sensors. These mass airflow sensors flow 41% more airflow than stock. The Powr-Flo sensor is designed to improve horsepower and increase gas mileage. Simple installation with full tech support backed by JET Performance. They are compatible with factory electronics, stock vehicles, as well as modified vehicles including but not limited to: performance tuning (chips, modules, etc.), exhaust modifications (catback, headers, etc.), cold air intakes and ignition systems.



APPLICATION	ENGINE	PART NO.
96-00 Chevy/GMC Truck	4.3/5.0/5.7L	69100
99-06 Chevy/GMC Truck	4.8/5.3/6.0L	69101
07-08 Chevy/GMC/Cadillac Truck/SUV	4.8/5.3/6.0/6.2L	69109
96-00 Chevy/GMC Truck	7.4L	69102
94-97 Chevy LT1	5.7L	69103
98-03 Chevy LS1	5.3L	69104
01-03 Corvette LS1	5.3L	69106
90-93 Ford Mustang	5.0L	69110
94-95 Ford Mustang GT/Cobra	5.0L	69111
97-03 Ford Expedition & F-Series	4.6/5.4L	69112
96-98 Ford Mustang GT/Cobra	4.6L	69112

DYNAMIC SPECTRUM TUNER

Designed for the performance enthusiast who wants total control of their vehicle's programming, the JET Dynamic Spectrum Tuner is a powerful tuning package. JET's DST software provides you with the tools needed for precise performance tuning using your laptop or PC. Use of this software will give you the ability to modify virtually every aspect of the vehicle's programming.



Programming Options Include:

- Fuel parameters including power enrichment and volumetric efficiency
- Ignition tables including spark advance versus load, knock retard & more
- Transmission shift points, shift pressures, and TCC apply and release
- Diagnostic tables including fuel and air, ignition and emissions controls
- Speed calibration tables to correct speedometer and shift points
- Idle controls, fan temperature settings and torque management tables
- Raise or lower speed and rev limiters
- Disable factory diagnostic trouble codes

Will program the following vehicles:

- 1996-2000 GM Trucks & SUV's with Vortec 4.3, 5.0, 5.7 & 7.4L
- 1999-2006 GM LS1 Trucks & SUV's with 4.3, 4.8, 5.3, 6.0 & 8.1L
- 1996-1997 Camaro, Firebird, Corvette & Impala SS LT-1
- 1997-2004 Camaro, Firebird & Corvette LS-1
- 1998-2002 Camaro/Firebird 3.8L
- 2004 GTO LS1
- 2004-2005 Cadillac CTS-V

PART NO. 14005 Dynamic Spectrum Tuner

PERFORMANCE PROGRAMMERS

The JET Performance Programmer provides immediate horsepower and torque increases throughout the entire RPM range. The easy to use interface provides quick installation and offers three levels of tuning for all octane ratings and for any driving situation.

- Tuning for regular, mid-grade and premium octane fuels
- Increase horsepower and torque
- User friendly installation
- Modify top speed limiter
- Modify shift points
- Calibrate speedometer
- Read and clear codes



APPLICATION	ENGINE	PART NO.
01-05 GM 2500/3500 Diesel Truck	6.6L LB7 & LLY	15023
01-04 S-10/S-15 Truck	4.3L	15015
02-05 S-10 Blazer/Jimmy	4.3L	15015
01-05 Sierra/Silverado Truck	4.3L	15015
01-05 Astro/Safari Van	4.3L	15015
03-05 Express/Savanna Van	4.3L	15015
03-06 Express/Savanna Van	4.8/5.3/6.0L	15016
99-06 Fullsize Chevy/GMC Truck/SUV	4.8/5.3/6.0/8.1L	15016
03-06 Hummer H2	6.0L	15016
03-04 Chevy SSR	5.3L	15027
99-02 Camaro/Firebird	5.7L LS1	15029
99-04 Corvette	LS1/LS6	15029
04-05 Cadillac CTS-V	LS6	15029
2004 Pontiac GTO	5.7L LS1	15029



DIABLOSPORT

Founded in 2000, DiabloSport designs and manufactures the industry's most unique line of performance products for the automotive industry. We were the first ones to come out with the EECV chip, as well as the first ones to come out with a switch chip. Until recently, many of our competitors used to buy all the chips from us. DiabloSport has become a well-known leader in electronic handheld programmers of Engine Control Units for Ford and GM. We are very proud to say that everything we make is made in-house, all the way to the smallest detail!

PREDATOR™

DIABLOSPORT PREDATOR™ Handheld Flash Programmer

The Predator is a state-of-the-art, high performance tuning flash programmer in a sleek handheld design. Once connected to the vehicle, the Predator's internal computer recognizes the vehicle's PCM and automatically picks the proper tuning files designed specifically for that PCM. Inside the Predator's memory are the actual tuning files that optimize spark timing and air/fuel ratio curves. Unlike other 'tuners', DiabloSport's programming is performed in very small increments throughout the entire RPM range, for a smoother, wider and a more predictable power delivery. DiabloSport engineers spend many hours on the dyno, street and track to ensure the tunes provided with the Predator are the best they can be.



The Predator was created with one thing in mind, POWER!

Average power gains are in 10-20 RWHP range in the cars and 20-30 RWHP in the truck line. Less for the 87 octane tunes. The Predator's additional power makes itself noticeable immediately with an increase in power that starts in the low RPMs and builds into a frenzy at the high RPMs.

A Predator equipped vehicle will notice significant improvements in drivability. The additional power and improved shift patterns created by the Predator tune will yield quicker acceleration and better mileage, whether it is in town or out on the highway.

The power increase in the lower RPMs will yield a better throttle response. The increase in MPG is a byproduct of maximized engine efficiency, the improved timing curve and air/fuel ratio creates a more complete combustion, i.e. the engine extracts more power from each molecule of gasoline.

PREDATOR™ APPLICATIONS

Gas Vehicles

2007-2008 Tahoe, Suburban, Yukon, Denali, Escalade, Avalanche
Silverado, Sierra, Hummer H2

4.8L, 5.3L, 6.0L, 6.2L

Note: Will only work on new body style 2007 Silverado

Part No. U7194

2006-2007 Silverado, SS (old body style), Tahoe (old body style),
Suburban (old body style), Avalanche (old body style), Sierra (old
body style), Denali, XL (old body style), Yukon (old body style),
Escalade EXT, ESV, Hummer H2, SUT, Trailblazer (V8), Envoy (V8)

4.8L 5.3L, 6.0L, 8.1L (2006 only)

Part No. U7192

2004-2005 Chevrolet Silverado, Tahoe, Suburban, Avalanche,
GMC Sierra, Denali, Yukon, Cadillac Escalade EXT, ESV,
Hummer H2

4.8L, 5.3L, 6.0L, 8.1L

Part No. U7193

Some Features of the Predator™:

- Dual timing adjustment points
- Timing table
- Dual fuel adjustment points
- Fuel table
- Idle Adjustments
- Raise Speed Limiter
- Rev Limiter
- Re-Calibrate Speedometer for Gear and Tire Size Changes
- WOT Shift Pressure
- RPM Shift Points
- Global Timing adder
- MAF curve adjustment
- Internet Updateable

Note: Not all programmers perform all of above functions. Please check catalog, website or Parts Pro store for specific programmer functions.

1999-2002 Chevrolet Silverado, Tahoe, Suburban, Avalanche,
GMC Sierra, Denali, Yukon, Cadillac Escalade

4.8L, 5.3L, 6.0L, 8.1L

Part No. U7198

2004-2008 Ford F150

4.6L 2V, 5.4L 3V

Part No. U7151

DIABLOSPORT

Founded in 2000, DiabloSport designs and manufactures the industry's most unique line of performance products for the automotive industry. We were the first ones to come out with the EECV chip, as well as the first ones to come out with a switch chip. Until recently, many of our competitors used to buy all the chips from us. DiabloSport has become a well-known leader in electronic handheld programmers of Engine Control Units for Ford and GM. We are very proud to say that everything we make is made in-house, all the way to the smallest detail!



PREDATOR™ APPLICATIONS

Diesel Vehicles

2006-2007 Chevrolet Silverado 2500/3500, GMC Sierra 2500/3500
 GMC C4500/Kodiak
 Diesel 6.6L LLY/LBZ
Part No. U7186

2006-2007 Dodge Cummins 2500/3500
 Diesel 5.9L
Part No. U7131

2006-2007 Ford F250 Harley Davidson Truck, Excursion,
 E250/E350, F250, F350, F450, F550
 Diesel 6.0L Powerstroke
Part No. U7165

1999-2003 Ford Excursion, F250 Powerstroke Truck,
 F350 Powerstroke Truck
 Diesel 7.3L Powerstroke
Part No. U7170

PREDATOR™



- Some Features of the Predator™ For Diesel:**
- Tire Size Adjustment
 - Axle Ratio Adjustment
 - Trouble Code Read and Reset
 - Idle Up Feature
 - Top Speed Limiter Increase
 - Transmission Shift Pressure
 - Internet Updateable
- Note: Please check catalog, website or Parts Pro store for specific programmer functions.

DIABLOSPORT TRINITY™

The DiabloSport Trinity our all new performance programmer has the attributes you have been looking for in a revolutionary three in one heads up dashboard display. Trinity contains all of the great features you have come to expect from DiabloSport? a flash programmer, advanced diagnostics and a high resolution dashboard monitor combine performance, critical vehicle information and a clear understanding of what this information means.

Features:

- The TRINITY programmer tunes Ford & GM, gas or diesel vehicle applications.
- High Speed flash tuning, advanced diagnostics and monitoring from a gauge pod mounted compact device
- High resolution 320x240 back-lit color display for live data monitoring and viewing in all conditions.

Part No. T1000 Trinity Performance Programmer

Trinity™



DIABLOSPORT POWERPUCK

Inline Power Module

The Power Puck remaps the fuel delivery of the diesel injection pump and advances the injection-timing curve. The PowerPuck software works on changing the injection quantities an advancing the ignition curve, it will not alter the load pressure directly. The load pressure is increased due to the increase in fuel volume delivery. This in itself makes for an extremely reliable tuning device with one sole purpose, POWER! PowerPuck equipped vehicles will notice significant improvements in drivability, whether it is in town, where speeds constantly change, or on the highway passing slower vehicles. Power Puck increase's power through the entire RPM range, at low RPM it will yield better throttle response; and help maintain speeds on inclines or when towing. The mid-to-upper power increase is extremely useful on the highway to maneuver through heavy traffic situations. Stackable with Predator for a variety of performance levels

APPLICATION

Dodge Cummins Diesel

1998.5-2000 5.9L/24V
 2001 5.9L/24V
 2002 5.9L/24V
 2003 5.9L/24V
 2004-2004.5 5.9L/24V
 2004.5-2007 5.9L/24V

PART NO.

D7153
 D7154
 D7155
 D7156
 D7157
 D7159

POWER PUCK





EDGE PRODUCTS

Founded in 1999, Edge Products has become the premier name for aftermarket performance electronics. Edge produces modules and programmers for all major vehicle manufacturers, including Ford, Chevy, Dodge & Jeep. Edge endeavors to produce the highest quality products on the market and to deliver them with superior customer and technical support.

For your CHEVY/GMC

Juice Edge's premier product line, the Juice with Attitude controls timing and duration of injector firing for your Duramax to deliver maximum performance, improved drivability and better fuel economy. Get on-the-fly adjustability and monitoring capabilities at your fingertips. This plug-in module is easy to install and comes with factory style connections.

KEY FEATURES:

- Up to 6 on-the-fly adjustable power levels*
- Quick and simple installation
- Touch-of-a-button control*
- Additional 40-125 horsepower gains*
- Increase fuel economy
- Monitors shift points
- Excellent throttle response

JUICE



APPLICATION

PART NO.

2001-04 Chevy Duramax 6.6L LB7 Juice with Attitude	20100
2001-04 Chevy Duramax 6.6L LB7 Juice	20000
2004.5-05 Chevy Duramax 6.6L LLY Juice with Attitude	20101
2004.5-05 Chevy Duramax 6.6L LLY Juice	20001
2006-07 Chevy Duramax 6.6L LLY/LBZ Juice with Attitude	20102
2006-07 Chevy Duramax 6.6L LLY/LBZ Juice	20002
2007.5-08 Chevy Duramax 6.6L New Body Style Juice	20003
2007.5-08 Chevy Duramax 6.6L New Body Style Juice with Attitude	20103

The EZ is the ultimate performance upgrade for the driver who wants on-the-fly adjustability, added towing power, improved fuel economy, with a quick and easy installation and doesn't want to spend a lot of money. Installation takes only ten minutes and requires no mechanic labor, drilling or computer downloading. Simply plug the EZ into two stock connectors and you're ready to go.

KEY FEATURES:

- 3 on-the-fly Adjustable Power Levels
- Quick and Easy Installation
- Additional 65 HP and 150 ft. lb Torque
- Increases Fuel Economy*
- Greatly Improves driveability and Performance
- Helps Eliminate Downshifting While Towing
- Excellent Throttle Response



APPLICATION


PART NO.

2001-04 Chevy Duramax 6.6L LB7 EZ	20200
2004.5-05 Chevy Duramax 6.6L LLY EZ	20201

The Evolution for diesel pickup trucks is the first standalone programmer to display EGTs. The Evolution re-tunes the truck to maximize performance, fuel economy and monitoring capabilities. Plus, it ships with a custom-designed pod to make the Evolution factory installed.

KEY FEATURES:

- FIRST PROGRAMMER TO READ AND DISPLAY EGTs, probe included
- Provides in-cab display to monitor vital engine functions
- Additional 100 HP and 210 ft. lbs of torque
- Three power levels with special mileage tune for improved fuel economy
- Ships with a custom designed pod
- Internet updateable (cable included)
- Displays and clears diagnostic trouble codes
- Adjustable LED backlight color
- Displays Alerts and Records such as RPM, MPH and EGT
- Datalogs vital engine information
- Simple installation



EVOLUTION

PROGRAMMER/MONITOR

APPLICATION

PART NO.

1999-07 Chevy/GMC Truck and SUV Gas Engines	25055
2006-07 Chevy Duramax 6.6L LLY/LBZ Evolution	25002
2007 Chevy/GMC Truck and SUV Gas Engines	25060

EDGE PRODUCTS

Founded in 1999, Edge Products has become the premier name for aftermarket performance electronics. Edge produces modules and programmers for all major vehicle manufacturers, including Ford, Chevy, Dodge & Jeep. Edge endeavors to produce the highest quality products on the market and to deliver them with superior customer and technical support.



JUICE

For your DODGE

Edge's premier product line, the Juice controls timing and duration of injector firing for your Dodge truck to deliver maximum performance, improved driveability and better fuel economy. The Juice with Attitude combination provides on-the-fly adjustability and monitoring capabilities putting knowledge at your fingertips. This plug-in module is easy to install and comes with factory style connections.



KEY FEATURES:

- In-Cab adjustability
- 5 on-the-fly adjustable power levels
- Produces an additional 25-120 horsepower*
- Adds up to 275 foot pounds of torque*
- Excellent throttle response
- Safety features include: EGT backdown, transmission slip protection, boost control, cold engine protection.

APPLICATION

PART NO.

2002 Dodge 5.9L 24V Juice with Attitude	30101
2002 Dodge 5.9L 24V Juice	30001
2003-04 Dodge 5.9L Common Rail Juice with Attitude	30103
2003-04 Dodge 5.9L Common Rail Juice	30003
2004.5-05 Dodge 5.9L 600 Series Juice with Attitude	30104
2004.5-05 Dodge 5.9L 600 Series Juice	30004
2006-07 Dodge 5.9L 600 Series Juice with Attitude	30105



The EZ is the ultimate performance upgrade for the driver who wants adjustable power, added towing capacity, and improved fuel economy. Installation takes only ten minutes and requires no mechanic labor, drilling or computer downloading. Simply plug the EZ into two stock connectors and you're ready to go.

KEY FEATURES:

- Four power levels*
- Quick and easy installation
- Produces and additional 40-70 horsepower*
- Adds up to 160 foot pounds of torque*
- Helps eliminate downshifting while towing
- Excellent throttle response



ATTITUDE

Adjustability has never been easier or looked better. The Attitude in-cab controller combines sleek new engineering with cutting edge technology to provide state-of-the-art performance in adjusting levels and reading EGT and boost. With the addition of the controller to your Juice module, there is no longer a need for gauges. The backlit LCD display screen allows clear reading of EGT temperatures, boost readings as well as a host of other parameters. With the push of a button, you can switch power levels and have adjustability on the fly.



EDGE PRODUCTS

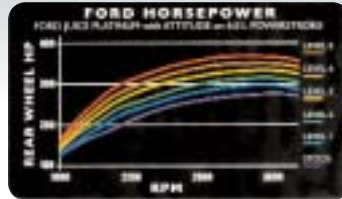
Founded in 1999, Edge Products has become the premier name for aftermarket performance electronics. Edge produces modules and programmers for all major vehicle manufacturers, including Ford, Chevy, Dodge & Jeep. Edge endeavors to produce the highest quality products on the market and to deliver them with superior customer and technical support.

For your FORD

Edge Products introduces the Juice Platinum for the Ford 6.0L, the most powerful module ever. The Juice Platinum increases engine output and monitors powertrain vitals while adding a host of new attributes, including a Turbo Timer, expanded transmission control and even DTC code clearing.

KEY FEATURES:

- 6 on-the-fly adjustable power levels
- Up to 115 additional horsepower*
- Turbo timer and transmission control
- Displays and clears trouble codes
- Removes speed limiter*
- Replaces gauges
- Easy 30 minute installation



APPLICATION

2003-2007 Ford 6.0 Juice Platinum Module*
 2003-2007 Ford 6.0 Juice Platinum with Attitude
 2008 Ford Powerstroke 6.4L Module
 2008 Ford Powerstroke 6.4L with Attitude

PART NO.

10002*
 10102
 10003
 10103



The EZ is the ultimate performance upgrade for the driver who wants on-the-fly adjustability, added towing power, improved fuel economy, with a quick and easy installation and doesn't want to spend a lot of money. Installation takes only ten minutes and requires no mechanic labor, drilling or computer downloading. Simply plug the EZ into two stock connectors, snap in the power adjustment switch, and you're ready to go.

KEY FEATURES:

- 3 on-the-fly adjustable power levels
- Quick and easy installation
- Produces an additional 65 horsepower*
- Adds 170 foot pounds of torque*
- Excellent throttle response
- Helps eliminate downshifting while towing
- Increases fuel economy



APPLICATION

1994-2003 Ford Powerstroke 7.3L EZ

PART NO.


10200



Witness the Evolution of Performance. The new Edge Evolution is designed from the ground up to compliment your truck. Aside from substantial power and torque gains, the Edge Evolution provides a wealth of information about your truck's performance. Best of all, the Evolution is designed to constantly provide this information by fitting into your vehicle with a custom-designed mold that makes the Edge Evolution look like it came with your truck. For diesel pickup trucks, the Edge Evolution is the first standalone programmer to display EGTs.

KEY FEATURES:

- FIRST PROGRAMMER TO READ AND DISPLAY EGTs, probe included
- Provides in-cab display to monitor vital engine functions
- Additional 100 HP and 200 ft. lbs of torque
- Three power levels with special mileage tune for improved fuel economy
- Ships with a custom designed pod
- Internet updateable (cable included)
- Displays and clear diagnostic trouble codes
- Adjustable LED backlight color
- Does 0-60 and Quarter mile performance tests with the drag strip Christmas tree lighting and reaction times
- Displays Alerts and Records such as RPM, MPH and EGT
- Datalogs vital engine information
- Simple installation



APPLICATION

1997-2003 F-Series Evolution Programmer
 2004-2007 F-150 Evolution Programmer
 2003-2004 Ford Powerstroke 6.0L Evolution
 2005-2007 Ford Powerstroke 6.0L Evolution

PART NO.

15000
 15051
 15002
 15003



EDGE PRODUCTS

Founded in 1999, Edge Products has become the premier name for aftermarket performance electronics. Edge produces modules and programmers for all major vehicle manufacturers, including Ford, Chevy, Dodge & Jeep. Edge endeavors to produce the highest quality products on the market and to deliver them with superior customer and technical support.



MILEAGE MAX

Whether you use your truck as your daily driver or your cross-country hauler, the Mileage Max delivers something every driver wants: improved fuel economy. In less than 10 minutes you can install this money-saving inline module that not only improves fuel economy by up to 7%, but also delivers a boost in horsepower. The more you drive, the more you save.

Developed and tested using innovative engineering techniques, the Mileage Max takes the bite out of rising fuel prices by optimizing the timing and pressure of fuel delivery, which has consistently been proven to improve not only fuel economy, but also horsepower.

APPLICATION	PART NO.
1998.5-2003 Dodge Mileage Max	30400
2001-2002 Dodge Mileage Max	30401
2003-2004 Dodge Mileage Max	30403
2004.5-2007 Dodge Mileage Max	30404



INSIGHT

The Insight is an easy-to-install standalone multi-gauge display. With what would otherwise cost thousands of dollars and take hours to install, the Insight provides inexpensively and instantly.

Comprehensive Gauge Display:

The Insight is an easy-to-install standalone multi-gauge display. With what would otherwise cost thousands of dollars and take hours to install, the Insight provides inexpensively and instantly. Some of its many features and benefits include:

- One simple connection to the vehicle's OBDII (diagnostic) port
- Displays more than 100 different vehicle parameters
- View parameters in either bar or graph form
- Built-in safety features: user-defined visual and audible alerts

APPLICATION	PART NO.
Insight	83400
Thermocouple (EGT Probe)	98600



ATTITUDE

The Attitude in-cab controller allows for on-the-fly power level changes, enables extra power levels on the Juice and completely replaces gauges. The unit is capable of monitoring and displaying EGT, Boost, Engine Temp, Engine Load, Tranny Slip and True Speed if non-stock wheels are on the truck. The Attitude offers the additional safety feature of EGT backdown, allows the user to execute 0-60 and quarter-mile tests* and provides adjustable fueling levels at low boost and during shifting to improve towing and drivability.

KEY FEATURES

- Controls Edge Juice power levels on-the-fly
- Replaces gauges by displaying EGT and Boost in bar graph or digital formats
- Adjustable backlighting for all driving conditions
- Easy installation with no A-pillar modifications needed
- Plus many more features





BULLY DOG - #1 in Diesel Performance

Bully Dog offers products exclusively engineered solely for maximizing diesel performance. Bully Dog has demonstrated their market leadership by being the first company to develop propane injection for diesel applications, and was first to market with products for the Common Rail 24 valve Cummins and the 6.0 Liter Power stroke applications. Get the most power from your diesel with Bully Dog!

The Triple Dog Downloader is the most powerful and versatile downloader on the market!



These downloaders also include the added safety, reliability and economy that you've come to expect from a Bully Dog downloader.

Triple Dog Downloader

Bully Dog performance for your gasoline powered vehicle.

The Triple Dog Gas programmer/tuner downloads horsepower and performance enhancing programs into your vehicles ECU. The regular tune adds 10-12hp while the Premium adds up to 25hp with 91 or 93 octane gas. You can also adjust transmission and speedometer settings.

Bully Dog performance for your deisel powered vehicle.

Take your Ford Power Stroke, Dodge Cummins or GM Duramax to a whole new level with Bully Dog's Triple Dog. No one can touch what Bully Dog is doing. Bully Dog is the only manufacturer that can offer you a downloader that will increase horsepower levels on the latest Dodge, Ford or GM trucks with the same downloader. Bully Dog is also the only manufacture that will allow you to change horsepower levels inside the cab with a downloader.

Application	Part No.
TRIPLE DOG DOWNLOADERS	
Gas	
GM Gas trucks and SUVs '99-'06	40510
Ford F150 Gas Trucks and Mustang GT 4.6L '04-'08	40510
Dodge 5.7L HEMI Trucks '03-'08	40510
Diesel	
Dodge Cummins 5.9L '03-'07	40502
Ford Powerstroke 7.3L '99-'03 and 6.0L '03-'07	40502
GM Duramax '01-'07	40502

Outlook In-Cab Monitor

Adjust, Monitors, Displays & Records Engine Functions.

The Bully Dog Outlook Monitor takes priority access of your engine and gives you control over your vehicle's power levels with the press of a button. This monitor is designed to work specifically with Bully Dog's Rapid Power, Dyne Dominator performance modules and the Power Pup Downloader, but is also compatible with most diesel chips, performance modules and/or downloader's available on the market.

Gauge Features:

- On-the-fly Adjustability
- 1/4 mile Calculations
- Option for Two Pyrometer Readings
- Engine RPM's
- Battery Voltage
- Set Emergency D-fueling Points
- Monitors Transmission Slippage on Duramax
- Horsepower Readings
- 0-60 Times
- Accurate Speed Display
- Induction Temperature
- Adjusts for Aftermarket Tires Sizes



Application	Part No.	Application	Part No.
TRIPLE DOG OUTLOOK MONITOR		TRIPLE DOG OUTLOOK COMBO	
GM Duramax 6.6L '06-'07	40166	GM Duramax 6.6L '06-'07	41500
GM Duramax 6.6L '01-'05	40366	GM Duramax 6.6L '01-'05	43500
Ford Powerstroke 6.0L '03-'07	40166	Ford Powerstroke 6.0L '03-'07	41500
Dodge Cummins 5.9L '06	40166	Dodge Cummins 5.9L '06-'07	41500
Dodge Cummins 5.9L '03-'05	40266	Dodge Cummins '03-'05	42500

Performance Management Tool (PMT)

This downloader/performance management tool equipped with a color touch screen is programmed with the same adjustable on the fly programs as the Triple Dog Downloader and carries a comprehensive list of diagnostic and safety features. The PMT support the need for power and safety. Receive up to 23 horsepower on select vehicles and retain engine integrity with the Pyrometer and transmission temperture features.

PMT Features:

- Downloader & In Cab monitor all in one
- Adjustable on the fly performance levels
- Internet upgradeable
- Runs vehicle diagnostic tests
- Displays diagnostics
- Obeys set safety parameters
- Displays and records vehicle performance tests
- Easy Installation



Unleash the Power!

Application	Part No.
Dodge Cummins 5.9L '03-'07, Ford PowerStroke 6.0L '03-'07, GMC Duramax '01-'08	40300

BULLY DOG - #1 in Diesel Performance

Bully Dog offers products exclusively engineered solely for maximizing diesel performance. Bully Dog has demonstrated their market leadership by being the first company to develop propane injection for diesel applications, and was first to market with products for the Common Rail 24 valve Cummins and the 6.0 Liter Power stroke applications. Get the most power from your diesel with Bully Dog!



POWER PUP DOWNLOADER

The Power Pup Downloader is for those looking for more power for towing and performance, or for the extreme driver looking to decrease their time in the quarter mile. This is the first product of its kind on the market for the 2005 Dodge Cummins Turbo Diesel. The Power Pup increases horsepower and torque by re-flashing the vehicles Engine Control Unit (ECU). Installation takes place in-cab by plugging the Power Pup into the OBDII port. The Power Pup gives the user four horsepower settings to choose from: Stock, Tow (50-70 hp), Performance (75-90 hp), or Extreme (95-230). The Power Pup retains the stock program so the truck can be put back to the original settings if the need arises.

Application	Part No.
Gas	
GM Gas Trucks and SUVs '98-'06	43590
Ford F150 Gas Trucks '04-'08	41590
Dodge HEMI Trucks '03-'06	42590
Diesel	
GM Duramax 6.6L '01-'08	43569
Ford Powerstroke 6.0L, 6.4L '03	41562
Ford Powerstroke 7.3L '99-'03	40502
Dodge Cummins 5.9L, 6.7L '03-'08	42573



Looking for more power for towing & performance? The Power Pup is the answer!

TORQUE DOG MODULES

The absolute best module you can put in your Dodge Cummins! You will receive dramatic horsepower and torque increases in minimal installation time. The Torque Dog is a module that easily plugs into the injection pump or into the port link boost sensor depending on the type of vehicle you own.

Application	HP/Torque	Part No.
DODGE CUMMINS		
Dodge Cummins '98-'00 Adjustable	+30-65hp/100-200 lbs.-ft.	42980
Dodge Cummins '01-'02 Adjustable	+30-65hp/100-200 lbs.-ft.	42002
Dodge Cummins '03-'04 Adjustable	+50-90hp/100-200 lbs.-ft.	42013



DYNO DOMINATOR MODULES

Ideal for the extreme user and horsepower enthusiast. If you enjoy fast reacting high horsepower, this module was designed for you. The extreme user will love the features this module has to offer. The Dyno Dominator adds three horsepower settings: Stock, Tow (70hp) and Extreme (150 hp) for the Duramax and the 6.0L Power Stroke engines.

Application	Part No.	Application	Part No.
DYNO DOMINATOR			
GM Duramax, LB7 01-04	43066	DYNO DOMINATOR WITH OUTLOOK MONITOR	
GM Duramax, LLY 04-.5-05	43068	GM Duramax, LB7 01-04 with Outlook	43076
Ford Powerstroke 6.0L 03-04	41065	GM Duramax, LLY 04-.5-05 with Outlook	43078
		Ford Powerstroke 6.0L 03-04 with Outlook	41076



RAPID POWER MODULES

Engineered and designed with performance and towing safety as the #1 feature. Will fulfill your specific need to increase towing performance, drivability and fuel mileage. This module has three horsepower settings of Stock, Towing (40 hp) and Performance (103 hp). This module also includes Tranny Smart software to protect your transmission against unnecessary damage.

Application	Part No.	Application	Part No.
RAPID POWER			
GM Duramax, LB7 01-04	43065	RAPID POWER WITH OUTLOOK MONITOR	
GM Duramax, LLY 04-.5-05	43067	GM Duramax, LB7 01-04 with Outlook	43075
Ford Powerstroke 6.0L 03-04	41068	GM Duramax, LLY 04-.5-05 with Outlook	43077
		Ford Powerstroke 6.0L 03-04 with Outlook	41078



Some parts are not legal for sale or use in California on any pollution controlled motor vehicle.



ACCEL Diesel Truck Products

ACCEL has been the leader in performance ignition systems and components for over 25 years. Our dedication to research, engineering, and testing result in products that enable the performance enthusiast to reach peak performance through the management of fuel mixture, ignition timing and spark delivery.

POWER MODULES

Direct plug in connectors are provided for easy installation.

GM Duramax

ACCEL Power Module for the Duramax includes an in-cash 3-way switch that allows you to select stock, 70 or 110 extra horsepower on the fly, so you can run lower power levels while towing heavy loads and run higher power levels when empty or towing light loads. Along with the extra horsepower you will notice greatly increased towing ability, throttle response and mileage. The Duramax Power Module even detects transmission slippage and de-fuels to protect the Allison transmission.

APPLICATION

GM Duramax 01-04.5 including LLY

PART NO.

6-010101

Dodge Cummins

ACCEL Cummins Power Modules provide massive increases in horsepower, torque, throttle response and mileage. These modules include an in-cab 3-way switch that allows you to select stock, fast or tire smoking power levels on the fly.

APPLICATION

Dodge Cummins 98-00 Stock, 30 or 65 HP Selectable
 Dodge Cummins 01-02 Stock, 30 or 65 HP Selectable
 Dodge Cummins 03-04 Stock, 50 or 90 HP Selectable

PART NO.

6-010301
 6-010302
 6-010303

Ford Power Stroke

ACCEL Power Module for the 6.0L Power Stroke includes an in-cash 3-way switch that allows you to select stock, 60 or 120 horsepower increase power levels on the fly, so you can run lower power levels while towing heavy loads and run higher power levels when empty or towing light loads.

APPLICATION

Ford Power Stroke 03-04 6.0L

PART NO.

6-010202



DIESEL MASTERMIND

ACCEL's Diesel Mastermind is a revolutionary gauge and control center that can be used with ACCEL Power Modules and Power Programmers or as a stand alone unit. The Diesel Mastermind digitally displays boost, oil temp, coolant temp and exhaust gas temperature (EGT). If rising EGTs are detected, the Diesel Mastermind automatically de-fuels your engine to protect against damage (when used with an ACCEL Power Module). Finally you can run increased power levels while towing heavy loads! Just put your foot to the floor and the Diesel Mastermind will keep things safe and sound. When used with ACCEL Power Modules you can even select power levels with the Diesel Mastermind.

APPLICATION

GM Duramax - 2001-05 including LLY
 Dodge Cummins - 2003-05
 Ford Powerstroke - 1999-03 7.3L
 Ford Powerstroke - 2003-05 6.0L

PART NO.

6-070101
 6-070303
 6-070201
 6-070202



ELECTRONIC EXHAUST BRAKE

ACCEL's Power Stroke Electronic Exhaust Brake wires into your existing warm-up valve and turns it into an exhaust brake. Utilizing the exhaust brake on long grades helps to maintain safe speeds down hills and saves wear and tear on your brakes.

APPLICATION

Ford Power Stroke 94-02

PART NO.

6-030201



NEW!

ANCHORTRAX TRACK SYSTEM

The NEW! ANCHORTRAX is a track system that provides Heavy Duty tie-down points in pick-up trucks and utility trailers. The easy-to-install track system includes two 12" tracks and two anchors and mounting bolts.

APPLICATION

ANCHORTRAX Kit
 Sliding Loop

PART NO.

3275
 3270

